



Universidad Tecnológica de Huejotzingo
ESTADO DE PUEBLA
Estado de Situación Financiera
Al 31/jul./2018

Usu: ASOTO
 Rep: rptEstadoSituacionFinanciera

Fecha y 08/ago./2018
 hora de Impresión 09:53 a. m.

| | 2018 | 2018 |
|--|------|------------------|
| ACTIVO | | |
| ACTIVO CIRCULANTE | | |
| EFFECTIVO Y EQUIVALENTES | | \$7,726,964.35 |
| EFFECTIVO | | \$7,659,239.97 |
| BANCOS/ TESORERÍA | | \$40,000.00 |
| DERECHOS A RECIBIR EFFECTIVO O EQUIVALENTES | | \$7,659,239.97 |
| DEUDORES DIVERSOS POR COBRAR A CORTO PLAZO | | \$27,724.38 |
| Total de Activos Circulantes | | \$7,726,964.35 |
| ACTIVO NO CIRCULANTE | | \$237,929,682.76 |
| BIENES INMUEBLES, INFRAESTRUCTURA Y CONSTRUCCIONES EA | | \$140,555,198.38 |
| TERRENOS | | \$19,800,574.50 |
| EDIFICIOS NO HABITACIONALES | | \$120,794,623.88 |
| BIENES MUEBLES | | \$107,388,331.27 |
| MOBILIARIO Y EQUIPO DE ADMINISTRACIÓN | | \$30,257,233.99 |
| MOBILIARIO Y EQUIPO EDUCACIONAL Y RECREATIVO | | \$86,363,791.68 |
| EQUIPO E INSTRUMENTAL MÉDICO Y DE LABORATORIO | | \$327,550.74 |
| VEHÍCULOS Y EQUIPO DE TRANSPORTE | | \$3,885,597.02 |
| EQUIPO DE DEFENSA Y SEGURIDAD | | \$850,508.00 |
| MAQUINARIA, OTROS EQUIPOS Y HERRAMIENTAS | | \$5,703,649.84 |
| ACTIVOS INTANGIBLES | | \$898,877.12 |
| SOFTWARE | | \$898,877.12 |
| DEPRECIACIÓN, DETERIORO Y AMORTIZACIÓN ACUMULADA DE BI | | -\$10,952,724.07 |
| DEPRECIACIÓN ACUMULADA DE BIENES INMUEBLES | | -\$1,417,474.57 |
| DEPRECIACIÓN ACUMULADA DE BIENES MUEBLES | | -\$9,261,790.28 |
| AMORTIZACIÓN ACUMULADA DE ACTIVOS INTANGIBLES | | -\$273,459.16 |
| Total de Activos No Circulantes | | \$237,929,682.76 |
| Total de Activos | | \$245,656,647.11 |
| PASIVO | | |
| PASIVO CIRCULANTE | | \$1,292,041.52 |
| CUENTAS POR PAGAR A CORTO PLAZO | | \$1,292,041.52 |
| SERVICIOS PERSONALES POR PAGAR A CORTO PLAZO | | \$99,726.82 |
| PROVEEDORES POR PAGAR A CORTO PLAZO | | \$328,401.80 |
| RETENCIONES Y CONTRIBUCIONES POR PAGAR A CORTO PL | | \$863,912.90 |
| Total de Pasivos Circulantes | | \$1,292,041.52 |
| PASIVO NO CIRCULANTE | | \$0.00 |
| Total de Pasivos | | \$1,292,041.52 |
| HACIENDA PÚBLICA/ PATRIMONIO | | |
| HACIENDA PÚBLICA/PATRIMONIO CONTRIBUIDO | | \$0.00 |
| HACIENDA PÚBLICA/PATRIMONIO GENERADO | | \$244,364,605.59 |
| RESULTADOS DEL EJERCICIO (AHORRO/ DESAHORRO) | | \$2,294,026.72 |
| RESULTADOS DE EJERCICIOS ANTERIORES | | \$70,684,895.80 |
| RESERVAS | | \$171,385,683.07 |
| RESERVAS DE PATRIMONIO | | \$171,385,683.07 |
| EXCESO O INSUFICIENCIA EN LA ACTUALIZACIÓN DE LA | | \$0.00 |
| Total Hacienda Pública/Patrimonio | | \$244,364,605.59 |
| Total de Pasivo y Hacienda Pública/Patrimonio | | \$245,656,647.11 |



Universidad Tecnológica de Huejotzingo
ESTADO DE PUEBLA
Estado de Situación Financiera
Al 31/jul./2018

Fecha y hora de Impresión | 08/ago./2018 | 09:53 a. m.

Usu: ASOTO
Rep: rptEstadoSituacionFinanciera

2018

MTR. CARLOS ANTONIO ISLAS BAUTISTA
ENCARGADO DEL DESPACHO DE LA RECTORÍA

C.P. CARLOS ALBERTO MORAN GOMEZ
JEFE DE RECURSOS FINANCIEROS Y CONTABILIDAD

MTR. ENRIQUE MARTINEZ MUNOZ
SUBDIRECTOR DE SERVICIOS ADMINISTRATIVOS



Universidad Tecnológica de Huejotzingo
ESTADO DE PUEBLA
Estado de Variaciones en la Hacienda Pública
Del 01/ene/2018 Al 31/jul./2018

Usu: ASOTO
 Rep: rptEstadoVariacionHacienda

Fecha y hora de Impresión | 08/ago/2018 09:55 a. m.

| Concepto | Hacienda Pública/ Patrimonio Generado | | | | Ajustes por Cambios de Valor | Total |
|--|--|--------------------------|-----------------------|---------------|------------------------------|-------------------------|
| | Hacienda Pública/ Patrimonio Contribuido | De Ejercicios Anteriores | Del Ejercicio | | | |
| RECTIFICACIONES DE RESULTADOS DE EJERCICIOS ANTERIORES | \$0.00 | \$0.00 | \$0.00 | \$0.00 | \$0.00 | \$0.00 |
| PATRIMONIO NETO INICIAL AJUSTADO DEL EJERCICIO | \$0.00 | \$0.00 | \$0.00 | \$0.00 | \$0.00 | \$0.00 |
| APORTACIONES | \$0.00 | \$0.00 | \$0.00 | \$0.00 | \$0.00 | \$0.00 |
| DONACIONES DE CAPITAL | \$0.00 | \$0.00 | \$0.00 | \$0.00 | \$0.00 | \$0.00 |
| ACTUALIZACIÓN DE LA HACIENDA PÚBLICA/PATRIMONIO | \$0.00 | \$0.00 | \$0.00 | \$0.00 | \$0.00 | \$0.00 |
| VARIACIONES DE LA HACIENDA PÚBLICA/PATRIMONIO NETO DEL EJERCICIO | \$0.00 | \$240,183,746.11 | \$1,886,832.76 | \$0.00 | \$0.00 | \$242,070,578.87 |
| RESULTADOS DEL EJERCICIO (AHORRO/ DESAHORRO) | \$0.00 | \$0.00 | \$1,886,832.76 | \$0.00 | \$0.00 | \$1,886,832.76 |
| RESULTADOS DE EJERCICIOS ANTERIORES | \$0.00 | \$68,798,063.04 | \$0.00 | \$0.00 | \$0.00 | \$68,798,063.04 |
| REVALÚOS | \$0.00 | \$0.00 | \$0.00 | \$0.00 | \$0.00 | \$0.00 |
| RESERVAS | \$0.00 | \$171,385,683.07 | \$0.00 | \$0.00 | \$0.00 | \$171,385,683.07 |
| HACIENDA PÚBLICA/PATRIMONIO NETO FINAL DEL EJERCICIO 2017 | \$0.00 | \$240,183,746.11 | \$1,886,832.76 | \$0.00 | \$0.00 | \$242,070,578.87 |
| CAMBIOS EN LA HACIENDA PÚBLICA/PATRIMONIO NETO DEL EJERCICIO 2018 | \$0.00 | \$0.00 | \$0.00 | \$0.00 | \$0.00 | \$0.00 |
| APORTACIONES | \$0.00 | \$0.00 | \$0.00 | \$0.00 | \$0.00 | \$0.00 |
| DONACIONES DE CAPITAL | \$0.00 | \$0.00 | \$0.00 | \$0.00 | \$0.00 | \$0.00 |
| ACTUALIZACIÓN DE LA HACIENDA PÚBLICA/PATRIMONIO | \$0.00 | \$0.00 | \$0.00 | \$0.00 | \$0.00 | \$0.00 |
| VARIACIONES DE LA HACIENDA PÚBLICA/PATRIMONIO NETO DEL EJERCICIO : | \$0.00 | \$1,886,832.76 | \$407,193.96 | \$0.00 | \$0.00 | \$2,294,026.72 |
| RESULTADOS DEL EJERCICIO (AHORRO/ DESAHORRO) | \$0.00 | \$0.00 | \$407,193.96 | \$0.00 | \$0.00 | \$407,193.96 |
| RESULTADOS DE EJERCICIOS ANTERIORES | \$0.00 | \$1,886,832.76 | \$0.00 | \$0.00 | \$0.00 | \$1,886,832.76 |
| REVALÚOS | \$0.00 | \$0.00 | \$0.00 | \$0.00 | \$0.00 | \$0.00 |
| RESERVAS | \$0.00 | \$0.00 | \$0.00 | \$0.00 | \$0.00 | \$0.00 |
| SALDO NETO EN LA HACIENDA PÚBLICA/PATRIMONIO 2018 | \$0.00 | \$242,070,578.87 | \$2,294,026.72 | \$0.00 | \$0.00 | \$244,364,605.59 |






Universidad Tecnológica de Huejotzingo
ESTADO DE PUEBLA

Estado de Variaciones en la Hacienda Pública
Del 01/ene/2018 Al 31/jul./2018

Usu: ASOTO
 Rep: rptEstadoVariacionHacienda

Fecha y hora de Impresión | 08/ago./2018
 09:55 a. m.

| Concepto | Hacienda Pública/ Patrimonio Contribuido | De Ejercicios Anteriores | Hacienda Pública/ Patrimonio Generado Del Ejercicio | Ajustes por Cambios de Valor | Total |
|---|---|--------------------------|--|------------------------------|-------|
|  MTR. CARLOS ANTONIO ISLAS BAUTISTA ENCARGADO DEL DESPACHO DE LA RECTORÍA | | |  MTR. ENRIQUE MARTINEZ MUÑOZ SUBDIRECTOR DE SERVICIOS ADMINISTRATIVOS | | |
|  C.P. CARLOS ALBERTO MORAN GOMEZ JEFE DE RECURSOS FINANCIEROS Y CONTABILIDAD | | | | | |



Universidad Tecnológica de Huejotzingo

ESTADO DE PUEBLA

Estado de Cambios en la Situación Financiera

Del 01/ene./2018 Al 31/jul./2018

Usu: ASOTO

Rep: rptEstadoCambiosSituacionFinanciera

Fecha y hora de Impresión 08/ago./2018 09:57 a. m.

| | <u>Origen</u> | <u>Aplicación</u> |
|---|------------------------------|------------------------------|
| ACTIVO | | \$1,068,262.65 |
| <u>ACTIVO CIRCULANTE</u> | <u>\$3,614,211.20</u> | |
| EFFECTIVO Y EQUIVALENTES | \$3,640,662.83 | |
| DERECHOS A RECIBIR EFECTIVO O EQUIVALENTES | | \$26,451.63 |
| <u>ACTIVO NO CIRCULANTE</u> | | <u>\$4,682,473.85</u> |
| BIENES INMUEBLES, INFRAESTRUCTURA Y CONSTRUCCIONES EN PROCESO | | \$4,682,473.85 |
| BIENES MUEBLES | | \$4,682,473.85 |
| ACTIVOS INTANGIBLES | | |
| DEPRECIACIÓN, DETERIORO Y AMORTIZACIÓN ACUMULADA DE BIENES | | |
| PASIVO | | \$1,225,764.07 |
| <u>PASIVO CIRCULANTE</u> | | <u>\$1,225,764.07</u> |
| CUENTAS POR PAGAR A CORTO PLAZO | | \$1,225,764.07 |
| <u>PASIVO NO CIRCULANTE</u> | | |
| HACIENDA PÚBLICA/ PATRIMONIO | \$2,294,026.72 | |
| <u>HACIENDA PÚBLICA/PATRIMONIO CONTRIBUIDO</u> | | |
| <u>HACIENDA PÚBLICA /PATRIMONIO GENERADO</u> | <u>\$2,294,026.72</u> | |
| RESULTADOS DEL EJERCICIO (AHORRO/ DESAHORRO) | \$407,193.96 | |
| RESULTADOS DE EJERCICIOS ANTERIORES | \$1,886,832.76 | |
| RESERVAS | | |
| <u>EXCESO O INSUFICIENCIA EN LA ACTUALIZACIÓN DE LA HACIENDA PÚBLICA/ PATRIMONIO</u> | | |

MTRO. CARLOS ANTONIO ISLAS BAUTISTA
ENCARGADO DEL DESPACHO DE LA RECTORÍA

MTRO. ENRIQUE MARTINEZ MUÑOZ
SUBDIRECTOR DE SERVICIOS ADMINISTRATIVOS

C.P. CARLOS ALBERTO MORAN GOMEZ
JEFE DE RECURSOS FINANCIEROS Y CONTABILIDAD




Universidad Tecnológica de Huejotzingo
ESTADO DE PUEBLA
Estado de Flujos de Efectivo
Del 01/ene/2018 Al 31/jul./2018

Usu: ASOTO
 Rep: rptEstadoFlujosEfectivo

Fecha y hora de Impresión | 08/ago./2018
 09:57 a. m.

| Concepto | 2018 | 2017 |
|--|-----------------|------------------|
| FLUJOS DE EFECTIVO DE LAS ACTIVIDADES DE OPERACIÓN | | |
| ORIGEN | | |
| INGRESOS POR VENTAS DE BIENES | \$59,392,686.19 | \$112,131,186.04 |
| PARTICIPACIONES Y APORTACIONES | \$926,965.00 | \$2,350,875.00 |
| TRANSFERENCIAS, ASIGNACIONES, SUBSIDIOS Y OTRA AYUDAS | \$0.00 | \$2,324,984.62 |
| APLICACIÓN | \$58,465,721.19 | \$107,455,326.42 |
| SERVICIOS PERSONALES | \$58,386,835.17 | \$105,464,453.63 |
| MATERIALES Y SUMINISTROS | \$43,749,956.90 | \$80,050,150.91 |
| SERVICIOS GENERALES | \$1,936,247.60 | \$3,089,316.51 |
| TRANSFERENCIAS INTERNAS Y ASIGNACIONES AL SECTOR PÚBLICO | \$10,357,892.06 | \$19,749,463.69 |
| AYUDAS SOCIALES | \$10,202.46 | \$512,229.30 |
| OTRAS APLICACIONES DE OPERACIÓN | \$505,558.68 | \$696,406.96 |
| FLUJOS NETOS DE EFECTIVO POR ACTIVIDADES DE OPERACIÓN | \$1,826,977.47 | \$1,366,886.26 |
| FLUJOS DE EFECTIVO DE LAS ACTIVIDADES DE INVERSIÓN | | |
| APLICACIÓN | \$1,005,851.02 | \$6,666,732.41 |
| BIENES MUEBLES | \$4,646,513.85 | \$1,745,495.84 |
| OTRAS APLICACIONES DE INVERSIÓN | \$4,646,513.85 | \$1,718,683.66 |
| FLUJOS NETOS DE EFECTIVO POR ACTIVIDADES DE INVERSIÓN | \$0.00 | \$26,812.18 |
| | -\$4,646,513.85 | -\$1,745,495.84 |
| FLUJO DE EFECTIVO DE LAS ACTIVIDADES DE FINANCIAMIENTO | | |
| INCREMENTO/DISMINUCIÓN NETA EN EL EFECTIVO Y EQUIVALENTES AL EFEC | -\$3,640,662.83 | \$4,921,236.57 |
| EFECTIVO Y EQUIVALENTES AL EFECTIVO AL INICIO DEL EJERCICIO | \$11,339,902.80 | \$6,418,666.23 |
| EFECTIVO Y EQUIVALENTES AL EFECTIVO AL FINAL DEL EJERCICIO | \$7,699,239.97 | \$11,339,902.80 |



 MTRO. CARLOS ANTONIO ISLAS BAUTISTA

ENCARGADO DEL DESPACHO DE LA RECTORÍA



 C.P. CARLOS ALBERTO MORÁN GÓMEZ

JEFE DE RECURSOS FINANCIEROS Y
 CONTABILIDAD



 MTRO. ENRIQUE MARTÍNEZ MUÑOZ

SUBDIRECTOR DE SERVICIOS ADMINISTRATIVOS



UNIVERSIDAD TECNOLÓGICA DE HUEJOTZINGO
NOTAS A LOS ESTADOS FINANCIEROS
PERIODO COMPRENDIDO DEL 01 DE ENERO AL 31 DE JULIO DE 2018.

Nota 1- Constitución y Funciones de la Universidad Tecnológica de Huejotzingo:

La Universidad Tecnológica de Huejotzingo es un Organismo Público Descentralizado de la Administración Pública Estatal, con personalidad jurídica y patrimonio propios, sectorizado a la Secretaría de Educación Pública Estatal cuya sede está en la localidad de Santa Ana Xalmimilulco; Municipio de Huejotzingo, Puebla, fundamentado en el Decreto de Creación publicado en el Periódico Oficial del Estado de Puebla con fecha 28 de Diciembre de 1998. La Universidad inicio sus operaciones el 27 de octubre de 1998.

La Universidad tiene por objeto:

- I. Ofrecer educación tecnológica de tipo superior que forme técnicos superiores universitarios con un sentido innovador que, incorporados a los avances científicos y tecnológicos, estén aptos para aplicar sus conocimientos a la solución creativa de problemas que se presenten en su región;
- II. Realizar investigaciones científica y tecnológica, social y cultural y permita elevar la calidad de vida de la comunidad , así como a impulsar la producción industrial y de servicios de la región;
- III. Contribuir a ampliar la cobertura de servicios educativos de tipo superior, en el área de la ciencia y la tecnología;
- IV. Desarrollar programas de apoyo técnico en beneficio de la comunidad;
- V. Promover la cultura científica, tecnológica y humanista estatal, nacional e internacional;
- VI. Vincular los aprendizajes, científicos y tecnológicos con los sectores públicos, social y privado para apoyar el desarrollo económico y productivo de la región y del estado, y
- VII. Cumplir con cualquier otro que permita consolidar su modelo educativo.

Para cumplimiento de su objeto, la "Universidad" tiene las siguientes facultades:

- I. Ofrecer educación tecnológica de tipo superior de conformidad con los planes y programas de estudio correspondiente, los cuales deberán garantizar una formación profesional y una cultura científica y tecnológica;
- II. Formular y modificar, en su caso, planes y programas de estudio y someterlos a la aprobación de la Secretaría de Educación Pública del Ejecutivo Federal;
- III. Editar libros y producir materiales didácticos que respondan al modelo educativo de la universidad;
- IV. Planear, programar y ejecutar las acciones de apoyo al desarrollo educativo de la región y del Estado;



- V. Desarrollar y promover programas y actividades que le permiten a la comunidad en general el acceso a la ciencia, la tecnología y la cultura en todas sus manifestaciones;
- VI. Realizar las acciones necesarias que permiten a la comunidad universitaria disponer de las tecnologías de punta en todos los ámbitos del saber para fomentar y difundir actividades científica, artísticas culturales y físico- deportivas, nacionales e internacionales;
- VII. Determinar y ofrecer programas de actualización y superación académica para los miembros de la comunidad universitaria y población en general;
- VIII. Revalidar y otorgar equivalencias de estudios de acuerdo con los lineamientos y disposiciones legales aplicables;
- IX. Promover y desarrollar programas de intercambio académico y colaboración profesional con organismos e instituciones educativas, culturales y científicas, nacionales e internacionales;
- X. Desarrollar proyectos y programas de investigación científica y tecnológica e inducir su vinculación con el sector productivo;
- XI. Planear e impulsar la vinculación con los sectores público, social y privado, para llevar a cabo proyectos de beneficio recíproco, en la región y en el Estado;
- XII. Promover y apoyar la organización y realización de cursos, seminarios y congresos, así como actividades culturales, deportivas, académicas, científicas y tecnológicas;
- XIII. Brindar asesoría y capacitación técnica a los sectores público, social y privado para la elaboración de proyectos científicos y tecnológicos;
- XIV. Establecer y regular la estructura orgánica y académica que requiera para su funcionamiento, así como establecer los métodos y procedimientos necesarios para el cumplimiento de sus atribuciones, de acuerdo con las disposiciones legales aplicables;
- XV. Expedir Certificados de Estudio, así como otorgar Diplomas, Títulos o Grados Académicos a los alumnos que hayan concluido estudios, de conformidad con los requisitos establecidos en los planes y programas de estudio correspondientes. Los Títulos o Grados Académicos serán expedidos por el Gobierno del Estado y suscritos por el Secretario de Educación Pública del mismo;
- XVI. Celebrar convenios, contratos, acuerdos y demás actos jurídicos que se requieran para el funcionamiento de la Universidad, incluyendo los relacionados para la prestación de la seguridad social en beneficio de sus trabajadores;
- XVII. Establecer los procedimientos para el ingreso, permanencia y egreso de los alumnos de la Universidad;
- XVIII. Administrar su patrimonio conforme a lo establecido en las disposiciones legales aplicables;



- XIX. Constituir su Comité de Adquisiciones de acuerdo a lo previsto en la legislación que regula la materia;
- XX. Integrar un Patronato que apoye la obtención de recursos en beneficio de la Universidad; y
- XXI. Las demás que se requieran para cumplir con los fines de la Universidad.

Nota 2.- Bases de formulación y principales políticas contables:

- I. Es política de la Universidad; preparar la información financiera con base en los Postulados Básicos de Contabilidad Gubernamental y de conformidad con lo señalado en los Lineamientos para la autorización, designación, contratación, control y evaluación de los profesionales y auditores externos que contraten los sujetos de Revisión Obliguados para revisar y dictaminar su Cuenta Pública 2018 emitidos por la Auditoría Superior del Estado de Puebla, de acuerdo con la Ley de Fiscalización Superior y Rendición de Cuentas para el Estado de Puebla y demás leyes aplicables.

El Sistema de Contabilidad y Presupuestal utilizado registra las operaciones de conformidad con el método acumulativo modificado sustentado en los postulados de Contabilidad Gubernamental.

Las cifras de los Estados Financieros y sus notas que se acompañan, están expresadas en pesos nominales.

- II. Las principales políticas contables seguidas por la Universidad en preparación de éstos Estados Financieros, se resumen a continuación:

- a) Efectivo y equivalentes de efectivo.- incluyen depósitos bancarios y otras inversiones de gran liquidez, con riesgos de poca importancia por cambios en su valor.

- b) Pasivo.- Los pasivos correspondientes a impuestos por pagar y proveedores reconocidos en el Balance General, presentan obligaciones concurrencias en las que es probable la salida de recursos económicos para liquidar la obligación.

- c) Ingresos.- Las ministraciones de recursos entregadas por la Secretaría de Finanzas y Administración del Gobierno del Estado de Puebla a la Universidad se reconocen como Subsidio Ordinario Estatal y Captación de Derechos, los entregados por la Federación se reconocen como Subsidio Ordinario Federal; los fondos extraordinarios como Programa de Mejoramiento del Profesorado (PRODEP), Programa para el Desarrollo Profesional Docente (PFCE) y se registran cuando se recibe el efectivo.

- d) Egresos.- Los egresos se reconocen en el momento en que se devengan, previa autorización y verificación de la existencia de suficiencia presupuestal, y se aplican en cumplimiento al Programa Presupuestario y al Presupuesto de Egresos aprobado.





Nota 3 – CAJA

Al 31 de julio de 2018 el saldo de la cuenta de Caja es por **\$ 40,000.00** para gastos menores, la cual se integra con recursos de la siguiente manera:

Cuenta No. 65506535097 Recursos Subsidio Ordinario Federal \$ 25,000.00

Cuenta No. 65506535191 Recursos Subsidio Ordinario Estatal \$15,000.00

Nota 4 – BANCOS

La cuenta de Bancos se integra por la apertura de 12 cuentas en Banco Santander, S.A. en las que se depositan los recursos por **Subsidio Ordinario Estatal, Recursos Federales** (Subsidio Ordinario Federal, PRODEP, PFCE 2017, Apoyo a Madres Mexicanas, FAM 2017), **Ingresos Propios, Captación de Derechos**, el saldo al 31 de julio de 2018 es por un importe de **\$7,659,239.97** que se integra:

| Cuenta | Concepto | 2018 |
|--------------|------------------------------------|-----------------------|
| 65506535097 | SUBSIDIO ORDINARIO FEDERAL 2018 | \$2,739,901.43 |
| 65506535191 | SUBSIDIO ORDINARIO ESTATAL 2018 | \$3,581,655.32 |
| 65506535160 | CAPTACIÓN DE DERECHOS 2018 | \$308,842.61 |
| 6556542663 | INGRESOS POPIOS | \$110,505.13 |
| 65505965677 | ECONOMIAS DE CAPTACIÓN 2017 | \$81,772.08 |
| 65504876946 | ECONOMIAS DE INGRESOS PROPIOS 2017 | \$73,486.14 |
| 65506416487 | PFCE 2017 | \$291,670.89 |
| 65505419850 | FAM SUPERIOR 2017 | \$0.00 |
| 65504876824 | PROMEP | \$417,974.16 |
| 65505181709 | APOYO A MADRES MEXICANAS CONACYT | \$38,000.00 |
| 65504876886 | FONDO DE CONTINGENCIA | \$4,242.85 |
| 65505391531 | SUBSIDIO FEDERAL 2016 | \$11,189.36 |
| TOTAL | | \$7,659,239.97 |





Nota 5 – DERECHOS A RECIBIR O EQUIVALENTES

Cuentas por cobrar a corto plazo que se integra con la subcuenta del Subsidio al Empleo la que se entera en el pago provisional correspondiente, disminuyendo de las Retenciones de Impuesto Sobre la Renta por pago de sueldos y salarios, así como de la cuenta de deudores por cobrar a corto plazo que son personas comisionadas a fin de mes y comprueban en el mes inmediato posterior, el saldo al 31 de julio de 2018 es por un importe de **\$27,724.38**

| NOMBRE | CONCEPTO | HASTA 30 DIAS | |
|--|---|--------------------|--------|
| DEUDORES DIVERSOS POR COBRAR A CORTO PLAZO | DEUDORES POR DIVERSAS COMISIONES OFICIALES PARA CUMPLIR OBJETIVOS ACADEMICOS Y ADMINISTRATIVOS. | \$25,687.69 | jul-18 |
| SUBSIDIO AL EMPLEO | SUBSIDIO AL EMPLEO QUE SE DISMINUYE DE LAS RETENCIONES DEL ISR POR PAGO DE SUELDOS Y SALARIOS | \$2,036.69 | jul-18 |
| TOTAL | | \$27,724.38 | |

Nota 6 – ACTIVO NO CIRCULANTE

Está conformado por los Bienes Muebles e Inmuebles de la Universidad, estos activos deben valuarse a su costo de adquisición, valor razonable o su equivalente en concordancia con el postulado básico de valuación.

El saldo al 31 de julio es de **\$237,929,682.76** y se integra por las siguientes cuentas:

a) Bienes Inmuebles.

Son obras capitalizables que cumplen con la definición de activo y que incrementa su valor

| DESCRIPCIÓN | SALDO |
|-----------------------------|-------------------------|
| TERRENOS | \$19,800,574.50 |
| EDIFICIOS NO HABITACIONALES | \$120,794,623.88 |
| TOTAL | \$140,595,198.38 |



b) Bienes Muebles

Representa el monto de los bienes muebles requeridos en el desempeño de las actividades de la Universidad.

| DESCRIPCIÓN | SALDO |
|---|-------------------------|
| MOBILIARIO Y EQUIPO DE ADMINISTRACIÓN | \$30,257,233.99 |
| MOBILIARIO Y EQ. EDUCACIONAL Y RECREATIVO | \$66,363,791.68 |
| EQ. E INSTRUMENTAL MÉDICO DE LABORATORIO | \$327,550.74 |
| VEHÍCULOS Y EQUIPO DE TRANSPORTE | \$3,885,597.02 |
| EQUIPO DE DEFENSA Y SEGURIDAD | \$850,508.00 |
| MAQUINARIA, OTROS EQUIPOS Y HERRAMIENTAS | \$5,703,649.84 |
| TOTAL | \$107,388,331.27 |

c) Activos intangibles.

Representa el monto de derechos por el uso de activos de propiedad industrial, comercial, intelectual y otros.

| INTANGIBLES | |
|---------------------|---------------------|
| DESCRIPCIÓN | SALDO |
| ACTIVOS INTANGIBLES | \$898,877.12 |
| TOTAL | \$898,877.12 |

d) Depreciación, deterioro y amortización acumulada de Bienes.

El monto de la depreciación se calculó considerando el costo de adquisición del activo (Monto Original de la Inversión) por el % de depreciación anual (tomado de la "Guía de Vida Útil Estimada y Porcentajes de Depreciación" publicada en los Parámetros de Estimación de Vida Útil aprobado por el Consejo Nacional de Armonización Contable, registrándose en los gastos del período, con el objetivo de conocer el gasto patrimonial y en una cuenta complementaria de activo como depreciación acumulada, a efecto de poder determinar el valor neto o el monto por depreciar.



| DEPRECIACIÓN Y AMORTIZACIÓN ACUMULADA AL 31 DE JULIO 2018 | |
|---|------------------------|
| DESCRIPCIÓN | SALDO |
| DEPRECIACIÓN ACUM. BIENES INMUEBLES | \$1,417,474.57 |
| DEPRECIACIÓN ACUM. BIENES MUEBLES | \$9,261,790.28 |
| AMORTIZACIÓN ACUMULADA DE ACTIVOS INTANGIBLES | \$273,459.16 |
| TOTAL BIENES INMUEBLES | \$10,952,724.01 |

Nota 7 – CUENTAS POR PAGAR A CORTO PLAZO

Son cuentas por pagar a plazo menor a un año y se integran de la siguiente manera:

- a) **Servicios Personales por pagar a corto plazo** representa el pago patronal por la Seguridad Social al ISSSTEP, IMSS e INFONAVIT, así como al SAR (Sistema de Ahorro para el Retiro), el saldo al 31 de julio de 2018 se integra de la siguiente manera:

| CONCEPTO | IMPORTE | |
|----------------------------------|--------------------|--------|
| APORTACIONES DE SEGURIDAD SOCIAL | \$99,726.82 | jul-18 |
| APORTACIONES PARA EL SAR | \$0.00 | jul-18 |
| | \$99,726.82 | |

- b) **Proveedores a pagar a corto plazo** se integra por compromisos de pago por la adquisición de bienes y contratación de servicios básicos para el correcto funcionamiento de la institución y las áreas funcionales de la misma, tales que se conforma por un monto de **\$328,401.80** y se integra de la siguiente manera:

| CONCEPTO | IMPORTE | |
|--|---------------------|--------|
| HIDALGO VIGUERAS CONSULTORES, SA DE CV SERVICIO DE VIGILANCIA | \$278,516.00 | jul-18 |
| GABRIEL CARRIOLA JIMENEZ, COMPRA DE MATERIAL PARA LA CARRERA DE MECATRONICA | \$13,925.80 | jul-08 |
| GABRIEL CARRIOLA JIMENEZ, COMPRA DE MATERIAL PARA LA CARRERA DE MECATRONICA | \$35,960.00 | jul-08 |
| TOTAL | \$328,401.80 | |



c) **Retenciones y Contribuciones por Pagar a Corto Plazo** se integra por los enteros de las Retenciones de Impuesto Sobre la Renta de sueldos y salarios, las retenciones de I.S.R. y de I.V.A derivado de servicios personales independientes; las retenciones de ISSSTEP, IMSS e INFONAVIT a los trabajadores; el saldo al 31 de julio de 2018 es por la cantidad de **\$863,912.90**

| NOMBRE | CONCEPTO | MONTO | ANTIGÜEDAD |
|-----------------------------|----------------------------------|---------------------|------------|
| ISR RETENIDO POR SALARIOS | RETENCIÓN DE ISR SOBRE NÓMINA | \$607,186.85 | jul-18 |
| ISR RETENIDO POR HONORARIOS | RETENCIÓN DEL ISR POR HONORARIOS | \$4,336.76 | jul-18 |
| IMSS RETENIDO | IMSS RETENIDO | \$8,109.04 | jul-18 |
| ISSSTEP RETENIDO | ISSSTEP RETENIDO | \$0.01 | jul-18 |
| INFONAVIT RETENIDO | INFONAVIT RETENIDO | \$33,167.16 | jul-18 |
| IVA RETENIDO | RETENCIÓN DEL IVA POR HONORARIOS | \$3,600.00 | jul-18 |
| TOTAL | | \$656,399.82 | |

d) **Otras Retenciones por Pagar** representa las retenciones efectuadas a los trabajadores por los préstamos otorgados por FONACOT y el ISSSTEP al personal, así como la retención del 5% al Millar de conformidad con el Art. 35 fracción V de la Ley de Ingresos para el Ejercicio Fiscal 2018 y el Impuesto Sobre Erogaciones por Remuneraciones al trabajo personal 3%, el saldo al 31 de julio de 2018 se integra de la siguiente manera:

| NOMBRE | CONCEPTO | MONTO | ANTIGÜEDAD |
|--------------------------------|---|---------------------|------------|
| 5% AL MILLAR ESTATAL | RETENCIÓN DEL 5% AL MILLAR ESTATAL | \$2,050.65 | jul-18 |
| FONACOT RETENIDO POR PRÉSTAMOS | RETENCIÓN DE IMPORTES CONVENIDOS ENTRE FONACOT Y TRABAJADOR | \$58,829.41 | jul-18 |
| 3% SOBRE NÓMINA | PROVISIÓN DEL IMPUESTO SOBRE NÓMINAS | \$146,633.02 | jul-18 |
| TOTAL | | \$207,513.08 | |



Nota 8 – PATRIMONIO

Patrimonio Generado


Representa la suma de los resultados de la gestión de ejercicios anteriores, incluyendo las aplicadas a reservas, resultado del ejercicio corriente y los eventos identificables y cuantificables que le afectan el saldo al 31 de julio de 2018 es por la cantidad de **\$242,070,578.87**

| CUENTA | SALDO |
|------------------------------------|-------------------------|
| RESULTADO DE EJERCICIOS ANTERIORES | \$70,684,895.80 |
| RESERVA DE PATRIMONIO | \$171,385,683.07 |
| TOTAL | \$242,070,578.87 |

Nota 9.- INGRESOS Y OTROS BENEFICIOS

Se integra por los importes que ha recibido la Universidad de la Secretaría de Finanzas y Administración correspondientes al **Subsidio Ordinario Estatal y Captación de Derechos**, los ingresos recibidos del **Subsidio Ordinario Federal** y los **Ingresos Propios** por venta de Servicios, todos ellos del periodo comprendido del 1 de enero al 31 de julio de 2018 la cual asciende a la cantidad de **\$59,392,686.19** y se integra:

| CUENTA | SALDO |
|---|------------------------|
| SUSIDIO ORDINARIO FEDERAL | \$25,260,529.00 |
| SUBSIDIO ORDINARIO ESTATAL | \$29,356,002.77 |
| CAPTACIÓN DE DERECHOS | \$3,767,189.42 |
| ECONOMÍAS DE CAPTACION DE DERECHOS | \$82,000.00 |
| INGRESO POR VENTA DE BIENES Y SERVICIOS | \$926,965.00 |
| TOTAL | \$59,392,686.19 |



Nota 10 – PRESUPUESTO DE EGRESOS

El Presupuesto de Egresos devengados del 1 de enero al 31 de julio de 2018 es por la cantidad de **\$61,781,133.32** y se integra por recurso de la siguiente manera:

| Descripción | Federal | Estatal | Ingresos Propios | Captación de Derechos | Fondos Extraordinarios Federales | Remanentes | Total |
|--|------------------------|------------------------|---------------------|-----------------------|----------------------------------|-----------------------|------------------------|
| Servicios Personales | \$21,268,663.11 | \$22,581,020.76 | \$0.00 | \$0.00 | \$0.00 | \$0.00 | \$43,849,683.87 |
| Materiales y Suministros | \$529,241.86 | \$903,339.30 | \$0.00 | \$26,912.00 | \$399,400.24 | \$82,000.00 | \$1,940,893.40 |
| Servicios Generales | \$1,465,095.19 | \$2,015,653.86 | \$767,849.18 | \$3,686,789.86 | \$365,361.42 | \$2,491,571.55 | \$10,792,321.06 |
| Transferencias, Asignaciones, Subsidios y Otras Ayudas | \$0.00 | \$0.00 | \$0.00 | \$504,297.88 | \$0.00 | \$1,463.46 | \$515,761.14 |
| Bienes Muebles, Inmuebles e Intangibles | \$0.00 | \$0.00 | \$0.00 | \$6,960.00 | \$4,675,513.85 | \$0.00 | \$4,682,473.85 |
| TOTAL | \$23,263,000.16 | \$25,500,013.92 | \$767,849.18 | \$4,224,959.54 | \$5,440,275.51 | \$2,585,035.01 | \$61,781,133.32 |

Nota 11 – Obligaciones fiscales:

Debido a que la Universidad es un ente social, no está sujeto al pago de; a) Impuesto Sobre la Renta, b) Impuesto al Valor Agregado, y c) Participación de sus empleados en las utilidades, salvo en su carácter de retenedor de impuestos a terceros.

Mtro. Enrique Martínez Muñoz
Subdirector de Servicios Administrativos

Mtro. Carlos Antonio Islas Bautista
Encargado del Despacho de Rectoría



UNIVERSIDAD TECNOLÓGICA DE HUEJOTZINGO
CLAVE: 90-42
INFORME DE PASIVOS CONTINGENTES
AL 31 DE JULIO DE 2018

NO APLICA



Universidad Tecnológica de Huejotzingo

ESTADO DE PUEBLA

Reporte Analítico del Activo Del 01/jul./2018 al 31/jul./2018

Fecha y hora de Impresión | 08/ago/2018 | 10:00 a. m.

Usu: ASOTO
Rep: rptEstadoAnalíticoDeActivosYPasivos

| Cuenta Contable | Saldo Inicial | Cargos del periodo | Abonos del periodo | Saldo Final | Flujo del Periodo |
|--|-------------------------|------------------------|------------------------|-------------------------|----------------------|
| 1000 ACTIVO | \$245,986,099.37 | \$17,708,579.37 | \$18,038,031.63 | \$245,656,647.11 | -\$329,452.26 |
| 1100 ACTIVO CIRCULANTE | \$8,132,376.61 | \$17,632,619.37 | \$18,038,031.63 | \$7,726,964.35 | -\$405,412.26 |
| 1110 EFECTIVO Y EQUIVALENTES | \$8,107,559.77 | \$8,516,243.19 | \$8,924,562.99 | \$7,699,239.97 | -\$408,319.80 |
| 1111 EFECTIVO | \$40,000.00 | \$0.00 | \$0.00 | \$40,000.00 | \$0.00 |
| 1112 BANCOS/TESORERÍA | \$8,067,559.77 | \$8,516,243.19 | \$8,924,562.99 | \$7,659,239.97 | -\$408,319.80 |
| 1120 DERECHOS A RECIBIR EFECTIVO O EQUIVALENTES | \$24,816.84 | \$9,116,376.18 | \$9,113,468.64 | \$27,724.38 | \$2,907.54 |
| 1122 CUENTAS POR COBRAR A CORTO PLAZO | \$0.00 | \$8,472,744.98 | \$8,472,744.98 | \$0.00 | \$0.00 |
| 1123 DEUDORES DIVERSOS POR COBRAR A CORTO PLAZO | \$24,816.84 | \$643,631.20 | \$640,723.66 | \$27,724.38 | \$2,907.54 |
| 1200 ACTIVO NO CIRCULANTE | \$237,853,722.76 | \$75,960.00 | \$0.00 | \$237,929,682.76 | \$75,960.00 |
| 1230 BIENES INMUEBLES, INFRAESTRUCTURA Y CONSTRUCCIONES EN P | \$140,595,198.38 | \$0.00 | \$0.00 | \$140,595,198.38 | \$0.00 |
| 1231 TERRENOS | \$19,800,574.50 | \$0.00 | \$0.00 | \$19,800,574.50 | \$0.00 |
| 1233 EDIFICIOS NO HABITACIONALES | \$120,794,623.88 | \$0.00 | \$0.00 | \$120,794,623.88 | \$0.00 |
| 1240 BIENES MUEBLES | \$107,312,371.27 | \$75,960.00 | \$0.00 | \$107,388,331.27 | \$75,960.00 |
| 1241 MOBILIARIO Y EQUIPO DE ADMINISTRACIÓN | \$30,257,233.99 | \$0.00 | \$0.00 | \$30,257,233.99 | \$0.00 |
| 1242 MOBILIARIO Y EQUIPO EDUCACIONAL Y RECREATIVO | \$66,343,792.12 | \$19,999.56 | \$0.00 | \$66,363,791.68 | \$19,999.56 |
| 1243 EQUIPO E INSTRUMENTAL MÉDICO Y DE LABORATORIO | \$327,550.74 | \$0.00 | \$0.00 | \$327,550.74 | \$0.00 |
| 1244 VEHÍCULOS Y EQUIPO DE TRANSPORTE | \$3,885,597.02 | \$0.00 | \$0.00 | \$3,885,597.02 | \$0.00 |
| 1245 EQUIPO DE DEFENSA Y SEGURIDAD | \$850,508.00 | \$0.00 | \$0.00 | \$850,508.00 | \$0.00 |
| 1246 MAQUINARIA, OTROS EQUIPOS Y HERRAMIENTAS | \$5,647,689.40 | \$55,960.44 | \$0.00 | \$5,703,649.84 | \$55,960.44 |
| 1250 ACTIVOS INTANGIBLES | \$898,877.12 | \$0.00 | \$0.00 | \$898,877.12 | \$0.00 |
| 1251 SOFTWARE | \$898,877.12 | \$0.00 | \$0.00 | \$898,877.12 | \$0.00 |
| 1260 DEPRECIACIÓN, DETERIORO Y AMORTIZACIÓN ACUMULADA DE BIE | -\$10,952,724.01 | \$0.00 | \$0.00 | -\$10,952,724.01 | \$0.00 |
| 1261 DEPRECIACIÓN ACUMULADA DE BIENES INMUEBLES | -\$1,417,474.57 | \$0.00 | \$0.00 | -\$1,417,474.57 | \$0.00 |
| 1263 DEPRECIACIÓN ACUMULADA DE BIENES MUEBLES | -\$9,261,790.28 | \$0.00 | \$0.00 | -\$9,261,790.28 | \$0.00 |
| 1265 AMORTIZACIÓN ACUMULADA DE ACTIVOS INTANGIBLES | -\$273,459.16 | \$0.00 | \$0.00 | -\$273,459.16 | \$0.00 |






Universidad Tecnológica de Huejotzingo
ESTADO DE PUEBLA

Reporte Analítico del Activo
 Del 01/jul./2018 al 31/jul./2018

Fecha y hora de Impresión | 08/ago./2018 | 10:00 a. m.

Usu: ASOTO
 Rep: rptEstadoAnaliticoDeActivosYPasivos

| Cuenta Contable | Saldo Inicial | Cargos del periodo | Abonos del periodo | Saldo Final | Flujo del Periodo |
|---|---------------|--------------------|--------------------|-------------|-------------------|
|  MTRO. CARLOS ANTONIO ISLAS BAUTISTA ENCARGADO DEL DESPACHO DE LA RECTORÍA | | | | | |
|  C.P. CARLOS ALBERTO MORAN GÓMEZ JEFE DE RECURSOS FINANCIEROS Y CONTABILIDAD | | | | | |
|  MTRO. ENRIQUE MARTINEZ MUNOZ SUBDIRECTOR DE SERVICIOS ADMINISTRATIVOS | | | | | |



Universidad Tecnológica de Huejotzingo

ESTADO DE PUEBLA

Reporte Analítico del Pasivo
Del 01/jul./2018 al 31/jul./2018

Usu: ASOTO
Rep: rptEstadoAnalíticoDeActivosYPasivos

Fecha y hora de Impresión | 08/ago./2018 | 10:00 a. m.

| Cuenta Contable | Saldo Inicial | Cargos del periodo | Abonos del periodo | Saldo Final | Flujo del Periodo |
|---|-----------------------|------------------------|-----------------------|-----------------------|----------------------|
| 2000 PASIVO | \$1,947,948.69 | \$10,275,984.09 | \$9,620,076.92 | \$1,292,041.52 | -\$655,907.17 |
| 2100 PASIVO CIRCULANTE | \$1,947,948.69 | \$10,275,984.09 | \$9,620,076.92 | \$1,292,041.52 | -\$655,907.17 |
| 2110 CUENTAS POR PAGAR A CORTO PLAZO | \$1,947,948.69 | \$10,275,984.09 | \$9,620,076.92 | \$1,292,041.52 | -\$655,907.17 |
| 2111 SERVICIOS PERSONALES POR PAGAR A CORTO PLAZO | \$456,131.21 | \$6,160,465.52 | \$5,804,061.13 | \$99,726.82 | -\$356,404.39 |
| 2112 PROVEEDORES POR PAGAR A CORTO PLAZO | \$600,718.67 | \$2,542,837.81 | \$2,270,520.94 | \$328,401.80 | -\$272,316.87 |
| 2115 TRANSFERENCIAS OTORGADAS POR PAGAR A CORTO PLAZO | \$0.00 | \$1,035.00 | \$1,035.00 | \$0.00 | \$0.00 |
| 2117 RETENCIONES Y CONTRIBUCIONES POR PAGAR A CORTO PLAZO | \$891,098.81 | \$1,340,011.10 | \$1,312,825.19 | \$863,912.90 | -\$27,185.91 |
| 2119 OTRAS CUENTAS POR PAGAR A CORTO PLAZO | \$0.00 | \$231,634.66 | \$231,634.66 | \$0.00 | \$0.00 |

~~MTRO. CARLOS ANTONIO ISLAS BARRERA~~

ENCARGADO DEL DESPACHO DE LA RECTORIA

C.P. CARLOS ALBERTO MORAN GOMEZ

JEFE DE RECURSOS FINANCIEROS Y CONTABILIDAD

MTRO. ENRIQUE MARTINEZ MUNOZ

SUBDIRECTOR DE SERVICIOS ADMINISTRATIVOS



Universidad Tecnológica de Huejotzingo

ESTADO DE PUEBLA

Estado Analítico de la Deuda y Otros Pasivos
Del 01/jul./2018 Al 31/jul./2018

Usr: ASOTO
Rep: rptEstadoAnaliticoDeudaYPasivos

Fecha y hora de Impresión | 08/ago./2018 | 10:01 a. m.

| Denominación de las Deudas | Moneda de Contratación | Institución o País Acreedor | Saldo Inicial del Periodo | Saldo Final del Periodo |
|--|------------------------|-----------------------------|---------------------------|-------------------------|
| DEUDA PÚBLICA | | | | |
| Corto Plazo | | | | |
| Deuda Interna | | | | |
| Instituciones de Crédito | Peso | México | \$0.00 | \$0.00 |
| Títulos y Valores | Peso | México | \$0.00 | \$0.00 |
| Arrendamientos Financieros | Peso | México | \$0.00 | \$0.00 |
| Deuda Externa | | | | |
| Organismos Financieros Internacionales | Peso | México | \$0.00 | \$0.00 |
| Deuda Bilateral | Peso | México | \$0.00 | \$0.00 |
| Títulos y Valores | Peso | México | \$0.00 | \$0.00 |
| Arrendamientos Financieros | Peso | México | \$0.00 | \$0.00 |
| Subtotal Corto Plazo | Peso | México | \$0.00 | \$0.00 |
| Largo Plazo | | | | |
| Deuda Interna | | | | |
| Instituciones de Crédito | Peso | México | \$0.00 | \$0.00 |
| Títulos y Valores | Peso | México | \$0.00 | \$0.00 |
| Arrendamientos Financieros | Peso | México | \$0.00 | \$0.00 |
| Deuda Externa | | | | |
| Organismos Financieros Internacionales | Peso | México | \$0.00 | \$0.00 |
| Deuda Bilateral | Peso | México | \$0.00 | \$0.00 |
| Títulos y Valores | Peso | México | \$0.00 | \$0.00 |
| Arrendamientos Financieros | Peso | México | \$0.00 | \$0.00 |
| Subtotal Largo Plazo | Peso | México | \$0.00 | \$0.00 |
| Otros Pasivos | | | | |
| Total Deuda y Otros Pasivos | Peso | México | \$1,947,948.69 | \$1,292,041.52 |
| | Peso | México | \$1,947,948.69 | \$1,292,041.52 |






Universidad Tecnológica de Huejotzingo
ESTADO DE PUEBLA

Estado Analítico de la Deuda y Otros Pasivos
Del 01/jul./2018 Al 31/jul./2018

Usr: ASOTO
 Rep: rptEstadoAnaliticoDeudaYPasivos

Fecha y hora de Impresión | 08/ago./2018
 10:01 a. m.

| Denominación de las Deudas | Moneda de Contratación | Institución o País Acreedor | Saldo Inicial del Periodo | Saldo Final del Periodo |
|----------------------------|---|---|---------------------------|-------------------------|
| DEUDA PÚBLICA | | | | |
| |  | | | |
| | MTRO. CARLOS ANTONIO ISLAS BAUTISTA ENCARGADO DEL DESPACHO DE LA RECTORÍA | | | |
| |  | | | |
| | C.P. CARLOS ALBERTO MORAN GÓMEZ JEFE DE RECURSOS FINANCIEROS Y CONTABILIDAD | | | |
| | |  | | |
| | | MTRO. ENRIQUE MARTINEZ MUNOZ SUBDIRECTOR DE SERVICIOS ADMINISTRATIVOS | | |

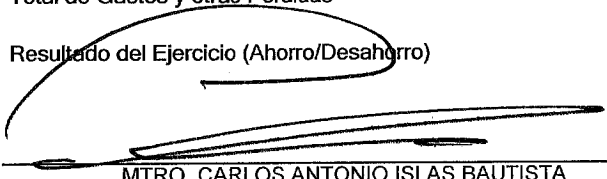


Universidad Tecnológica de Huejotzingo
ESTADO DE PUEBLA
Estado de Actividades
Del 01/jul./2018 al 31/jul./2018

Usr: ASOTO
 Rep: rptEstadoActividades

Fecha y hora de Impresión 08/ago./2018 10:02 a. m.

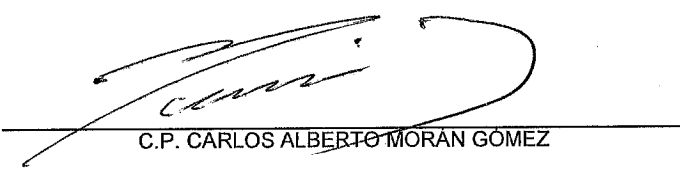
| | <u>2018</u> | <u>2017</u> |
|---|-----------------------|-----------------------|
| INGRESOS Y OTROS BENEFICIOS | | |
| INGRESOS DE GESTIÓN | \$448,330.00 | \$283,950.00 |
| INGRESOS POR VENTA DE BIENES Y SERVICIOS | \$448,330.00 | \$283,950.00 |
| PARTICIPACIONES, APORTACIONES, TRANSFERENCIAS, ASIGNACIONES, SUBSIDIOS Y | \$8,024,414.98 | \$8,090,907.77 |
| TRANSFERENCIAS, ASIGNACIONES, SUBSIDIOS Y OTRAS AYUDAS | \$8,024,414.98 | \$8,090,907.77 |
| TRANSFERENCIAS INTERNAS Y ASIGNACIONES DEL SECTOR PÚBLICO | \$923,457.98 | \$598,370.64 |
| SUBSIDIOS Y SUBVENCIONES | \$7,100,957.00 | \$7,492,537.13 |
| OTROS INGRESOS Y BENEFICIOS | \$0.00 | \$0.00 |
| Total de Ingresos y Otros Beneficios | \$8,472,744.98 | \$8,374,857.77 |
| GASTOS Y OTRAS PÉRDIDAS | | |
| GASTOS DE FUNCIONAMIENTO | \$8,145,255.07 | \$6,884,086.45 |
| SERVICIOS PERSONALES | \$5,804,061.13 | \$5,092,903.38 |
| MATERIALES Y SUMINISTROS | \$228,222.43 | \$151,966.45 |
| SERVICIOS GENERALES | \$2,112,971.51 | \$1,639,216.62 |
| TRANSFERENCIAS, ASIGNACIONES, SUBSIDIOS Y OTRAS AYUDAS | \$1,035.00 | \$85,992.00 |
| AYUDAS SOCIALES | \$1,035.00 | \$85,992.00 |
| PARTICIPACIONES Y APORTACIONES | \$0.00 | \$0.00 |
| INTERESES, COMISIONES Y OTROS GASTOS DE LA DEUDA PÚBLICA | \$0.00 | \$0.00 |
| OTROS GASTOS Y PÉRDIDAS EXTRAORDINARIAS | \$0.00 | \$0.00 |
| INVERSIÓN PÚBLICA | \$0.00 | \$0.00 |
| Total de Gastos y otras Pérdidas | \$8,146,290.07 | \$6,970,078.45 |
| Resultado del Ejercicio (Ahorro/Desahorro) | \$326,454.91 | \$1,404,779.32 |



MTRO. CARLOS ANTONIO ISLAS BAUTISTA
 ENCARGADO DEL DESPACHO DE LA RECTORÍA



MTRO. ENRIQUE MARTINEZ MUÑOZ
 SUBDIRECTOR DE SERVICIOS ADMINISTRATIVOS



C.P. CARLOS ALBERTO MORAN GÓMEZ
 JEFE DE RECURSOS FINANCIEROS Y CONTABILIDAD



Universidad Tecnológica de Huejotzingo
ESTADO DE PUEBLA
Estados de Resultados
Del 01/jul./2018 al 31/jul./2018

Usr: ASOTO
 Rep: rptEstadoResultado

Fecha y hora de Impresión | 08/ago./2018
 10:02 a. m.

| | PERIODO 1/jul. al 31/jul./2018 | % | ACUMULADO 01/ene al 31/jul./2018 | % |
|---|-----------------------------------|-----------------|-------------------------------------|-----------------|
| INGRESOS Y OTROS BENEFICIOS | | | | |
| INGRESOS DE GESTIÓN | \$448,330.00 | 5.29 % | \$926,965.00 | 1.56 % |
| INGRESOS POR VENTA DE BIENES Y SERVICIOS | \$448,330.00 | 5.29 % | \$926,965.00 | 1.56 % |
| PARTICIPACIONES, APORTACIONES, TRANSFERENCIAS, ASIGNACIONES | \$8,024,414.98 | 94.70 % | \$58,465,721.19 | 98.43 % |
| TRANSFERENCIAS, ASIGNACIONES, SUBSIDIOS Y OTRAS AYUDAS | \$8,024,414.98 | 94.70 % | \$58,465,721.19 | 98.43 % |
| TRANSFERENCIAS INTERNAS Y ASIGNACIONES DEL SECTOR PÚBLICO | \$923,457.98 | 10.89 % | \$3,849,189.42 | 6.48 % |
| SUBSIDIOS Y SUBVENCIONES | \$7,100,957.00 | 83.80 % | \$54,616,531.77 | 91.95 % |
| OTROS INGRESOS Y BENEFICIOS | \$0.00 | 0.00 % | \$0.00 | 0.00 % |
| Total de Ingresos | \$8,472,744.98 | 100.00 % | \$59,392,686.19 | 100.00 % |
| GASTOS Y OTRAS PÉRDIDAS | | | | |
| GASTOS DE FUNCIONAMIENTO | \$8,145,255.07 | 96.13 % | \$56,582,898.33 | 95.26 % |
| SERVICIOS PERSONALES | \$5,804,061.13 | 68.50 % | \$43,849,683.87 | 73.83 % |
| MATERIALES Y SUMINISTROS | \$228,222.43 | 2.69 % | \$1,940,893.40 | 3.26 % |
| SERVICIOS GENERALES | \$2,112,971.51 | 24.93 % | \$10,792,321.06 | 18.17 % |
| TRANSFERENCIAS, ASIGNACIONES, SUBSIDIOS Y OTRAS AYUDAS | \$1,035.00 | 0.01 % | \$515,761.14 | 0.86 % |
| TRANSFERENCIAS INTERNAS Y ASIGNACIONES AL SECTOR PÚBLICO | \$0.00 | 0.00 % | \$10,202.46 | 0.01 % |
| AYUDAS SOCIALES | \$1,035.00 | 0.01 % | \$505,558.68 | 0.85 % |
| PARTICIPACIONES Y APORTACIONES | \$0.00 | 0.00 % | \$0.00 | 0.00 % |
| INTERESES, COMISIONES Y OTROS GASTOS DE LA DEUDA PÚBLICA | \$0.00 | 0.00 % | \$0.00 | 0.00 % |
| OTROS GASTOS Y PÉRDIDAS EXTRAORDINARIAS | \$0.00 | 0.00 % | \$0.00 | 0.00 % |
| INVERSIÓN PÚBLICA | \$0.00 | 0.00 % | \$0.00 | 0.00 % |
| Total de Gastos y otras Perdidas | \$8,146,290.07 | 96.14 % | \$57,098,659.47 | 96.13 % |
| Ahorro / Desahorro Neto del Ejercicio | \$326,454.91 | 3.85 % | \$2,294,026.72 | 3.86 % |

MTRO. CARLOS ANTONIO ISLAS BAUTISTA
 ENCARGADO DEL DESPACHO DE LA RECTORÍA

C.P. CARLOS ALBERTO MORÁN GÓMEZ

JEFE DE RECURSOS FINANCIEROS Y CONTABILIDAD

MTRO. ENRIQUE MARTÍNEZ MUÑOZ

SUBDIRECTOR DE SERVICIOS ADMINISTRATIVOS



Universidad Tecnológica de Huejotzingo
ESTADO DE PUEBLA
Estado de Origen y Aplicación de Recursos
Del 01/jul./2018 al 31/jul./2018

Usu: ASOTO
Rep: rptEstadoOrigenAplicacion

Fecha y hora de Impresión 08/ago./2018 10:04 a. m.

ORIGEN DE LOS RECURSOS

| | |
|---|------------------------|
| EXISTENCIA EN EFECTIVO Y EQUIVALENTES AL | \$8,107,559.77 |
| INGRESOS POR VENTA DE BIENES Y SERVICIOS | \$448,330.00 |
| TRANSFERENCIAS, ASIGNACIONES, SUBSIDIOS Y OTRAS A | \$8,024,414.98 |
| Disminuciones del Activo | \$9,113,468.64 |
| Incrementos del Pasivo | \$9,620,076.92 |
| TOTAL ORIGEN | \$35,313,850.31 |

APLICACIÓN DE LOS RECURSOS


| | |
|--|------------------------|
| SERVICIOS PERSONALES | \$5,804,061.13 |
| MATERIALES Y SUMINISTROS | \$228,222.43 |
| SERVICIOS GENERALES | \$2,112,971.51 |
| AYUDAS SOCIALES | \$1,035.00 |
| Incrementos del Activo | \$9,192,336.18 |
| Disminuciones del Pasivo | \$10,275,984.09 |
| EXISTENCIA EN EFECTIVO Y EQUIVALENTES AL | \$7,699,239.97 |
| TOTAL APLICACIÓN | \$35,313,850.31 |


MTRO. CARLOS ANTONIO ISLAS BAUTISTA

ENCARGADO DEL DESPACHO DE LA RECTORÍA


C.P. CARLOS ALBERTO MORAN GÓMEZ

JEFE DE RECURSOS FINANCIEROS Y CONTABILIDAD


MTRO. ENRIQUE MARTINEZ MUÑOZ

SUBDIRECTOR DE SERVICIOS ADMINISTRATIVOS



Universidad Tecnológica de Huejotzingo
ESTADO DE PUEBLA
Estado Analítico de Ingresos Presupuestales
Del 01/jul./2018 Al 31/jul./2018

Fecha y hora de Impresión | 07/ago./2018 | 01:00 p. m.

Usr: ggutierrez
 Rep: rptEstadoPresupuestoIngresosRB_CP

| Rubros de los Ingresos | Ingreso | | | | | Diferencia (6=5-1) |
|---|-------------------------|--|-------------------------|-----------------------|-----------------------|-----------------------|
| | Estimado (1) | Ampliaciones / (Reducciones) (2) | Modificado (3=1+2) | Devengados (4) | Recaudado (5) | |
| INGRESOS DERIVADOS DE FINANCIAMIENTOS | \$0.00 | \$0.00 | \$0.00 | \$0.00 | \$0.00 | 0.00 |
| IMPUESTOS | \$0.00 | \$0.00 | \$0.00 | \$0.00 | \$0.00 | 0.00 |
| CUOTAS Y APORTACIONES DE SEGURIDAD SOCIAL | \$0.00 | \$0.00 | \$0.00 | \$0.00 | \$0.00 | 0.00 |
| CONTRIBUCIONES DE MEJORAS | \$0.00 | \$0.00 | \$0.00 | \$0.00 | \$0.00 | 0.00 |
| DERECHOS | \$0.00 | \$0.00 | \$0.00 | \$0.00 | \$0.00 | 0.00 |
| PRODUCTOS | \$0.00 | \$0.00 | \$0.00 | \$0.00 | \$0.00 | 0.00 |
| Corriente | \$0.00 | \$0.00 | \$0.00 | \$0.00 | \$0.00 | 0.00 |
| Capital | \$0.00 | \$0.00 | \$0.00 | \$0.00 | \$0.00 | 0.00 |
| APROVECHAMIENTOS | \$0.00 | \$0.00 | \$0.00 | \$0.00 | \$0.00 | 0.00 |
| Corriente | \$0.00 | \$0.00 | \$0.00 | \$0.00 | \$0.00 | 0.00 |
| Capital | \$0.00 | \$0.00 | \$0.00 | \$0.00 | \$0.00 | 0.00 |
| INGRESOS POR VENTAS DE BIENES | \$2,006,925.00 | -\$9,410.02 | \$1,997,514.98 | \$448,330.00 | \$448,330.00 | -1,558,595.00 |
| PARTICIPACIONES Y APORTACIONES | \$0.00 | \$0.00 | \$0.00 | \$0.00 | \$0.00 | 0.00 |
| TRANSFERENCIAS, ASIGNACIONES, SUBSIDIOS Y OTRA AYUDAS | \$100,457,541.00 | \$4,054,482.00 | \$104,512,023.00 | \$8,024,414.98 | \$8,024,414.98 | -92,433,126.02 |
| Total | \$102,464,466.00 | \$4,045,071.98 | \$106,509,537.98 | \$8,472,744.98 | \$8,472,744.98 | -93,991,721.02 |

| Estado Analítico de Ingresos por Fuente de Financiamiento | Ingreso | | | | | Diferencia (6=5-1) |
|--|------------------|--|-----------------------|-------------------|------------------|-----------------------|
| | Estimado (1) | Ampliaciones / (Reducciones) (2) | Modificado (3=1+2) | Devengados (4) | Recaudado (5) | |
| INGRESOS del Gobierno | \$0.00 | \$0.00 | \$0.00 | \$0.00 | \$0.00 | 0.00 |
| IMPUESTOS | \$0.00 | \$0.00 | \$0.00 | \$0.00 | \$0.00 | 0.00 |
| CONTRIBUCIONES DE MEJORAS | \$0.00 | \$0.00 | \$0.00 | \$0.00 | \$0.00 | 0.00 |
| DERECHOS | \$0.00 | \$0.00 | \$0.00 | \$0.00 | \$0.00 | 0.00 |
| PRODUCTOS | \$0.00 | \$0.00 | \$0.00 | \$0.00 | \$0.00 | 0.00 |
| Corriente | \$0.00 | \$0.00 | \$0.00 | \$0.00 | \$0.00 | 0.00 |
| Capital | \$0.00 | \$0.00 | \$0.00 | \$0.00 | \$0.00 | 0.00 |
| APROVECHAMIENTOS | \$0.00 | \$0.00 | \$0.00 | \$0.00 | \$0.00 | 0.00 |
| Corriente | \$0.00 | \$0.00 | \$0.00 | \$0.00 | \$0.00 | 0.00 |
| Capital | \$0.00 | \$0.00 | \$0.00 | \$0.00 | \$0.00 | 0.00 |
| PARTICIPACIONES Y APORTACIONES | \$0.00 | \$0.00 | \$0.00 | \$0.00 | \$0.00 | 0.00 |
| INGRESOS de Organismos y Empresas | \$0.00 | \$0.00 | \$0.00 | \$0.00 | \$0.00 | 0.00 |
| CUOTAS Y APORTACIONES DE SEGURIDAD SOCIAL | \$0.00 | \$0.00 | \$0.00 | \$0.00 | \$0.00 | 0.00 |
| INGRESOS POR VENTAS DE BIENES | \$2,006,925.00 | -\$9,410.02 | \$1,997,514.98 | \$448,330.00 | \$448,330.00 | -1,558,595.00 |
| TRANSFERENCIAS, ASIGNACIONES, SUBSIDIOS Y OTRA AYUDA | \$100,457,541.00 | \$4,054,482.00 | \$104,512,023.00 | \$8,024,414.98 | \$8,024,414.98 | -92,433,126.02 |



Universidad Tecnológica de Huejutzingo
ESTADO DE PUEBLA
Estado Analítico de Ingresos Presupuestales
Del 01/jul./2018 Al 31/jul./2018

Fecha y hora de Impresión: 07/ago./2018 01:00 p. m.

Usr: ggutierrez
 Rep: rptEstadoPresupuestoIngresosRB_CP

| Rubros de los Ingresos | Ingreso | | | | Diferencia (6=5-1) |
|------------------------|--------------|----------------------------------|--------------------|----------------|--------------------|
| | Estimado (1) | Ampliaciones / (Reducciones) (2) | Modificado (3=1+2) | Devengados (4) | |

Ingresos Derivados de Financiamiento

| | | | | | | |
|---------------------------------------|------------------|----------------|------------------|----------------|----------------|----------------|
| INGRESOS DERIVADOS DE FINANCIAMIENTOS | \$0.00 | \$0.00 | \$0.00 | \$0.00 | \$0.00 | 0.00 |
| Total | \$102,464,466.00 | \$4,045,071.98 | \$106,509,537.98 | \$8,472,744.98 | \$8,472,744.98 | -93,991,721.02 |

[Handwritten signature]

MTRO. CARLOS ANTONIO ISLAS BAUTISTA
 ENCARGADO DEL DESPACHO DE LA RECTORÍA

[Handwritten signature]
 C.P. CARLOS ALBERTO MORAN GOMEZ
 JEFE DE RECURSOS FINANCIEROS Y CONTABILIDAD

[Handwritten signature]

MTRO. ENRIQUE MARTINEZ MUÑOZ
 SUBDIRECTOR DE SERVICIOS ADMINISTRATIVOS



Universidad Tecnológica de Huejutzingo
ESTADO DE PUEBLA

Estado del Ejercicio del Presupuesto por Capítulo del Gasto Al 31/jul./2018

Fecha y hora de Impresión | 07/ago./2018 | 01:04 p. m.
 Usuario | Luján, Guzmán
 Reporte | rptEstadoPresupuestoEgresos

| Objeto del Gasto | Aprobado | Ampliaciones / (Reducciones) | Presupuesto Vigente | | Presupuesto Disponible para Comprometer | | Devengado | Comprometido No Devengado | Presupuesto Sin Devengar | Ejercido | Pagado | Cuentas por Pagar Deuda |
|--|-----------------|------------------------------|---------------------|-----------------|---|-----------------|-----------|---------------------------|--------------------------|-----------------|-------------|-------------------------|
| | | | Vigente | Comprometido | Disponible para Comprometer | Devengado | | | | | | |
| 1000 SERVICIOS PERSONALES | \$80,386,621.24 | \$5,882,390.80 | \$86,269,012.04 | \$43,849,683.87 | \$42,419,328.17 | \$43,849,683.87 | \$0.00 | \$42,419,328.17 | \$43,749,956.90 | \$43,749,956.90 | \$89,726.97 | |
| 1100 REMUNERACIONES AL PERSONAL DE CARÁCTER F | \$32,845,532.04 | \$1,380,288.27 | \$34,225,820.31 | \$19,390,497.44 | \$14,835,322.87 | \$19,390,497.44 | \$0.00 | \$14,835,322.87 | \$19,390,497.44 | \$19,390,497.44 | \$0.00 | |
| 1130 Sueldos base al personal permanente | \$32,845,532.04 | \$1,380,288.27 | \$34,225,820.31 | \$19,390,497.44 | \$14,835,322.87 | \$19,390,497.44 | \$0.00 | \$14,835,322.87 | \$19,390,497.44 | \$19,390,497.44 | \$0.00 | |
| 1132 Sueldo Base al Personal de Confianza | \$32,845,532.04 | \$1,380,288.27 | \$34,225,820.31 | \$19,390,497.44 | \$14,835,322.87 | \$19,390,497.44 | \$0.00 | \$14,835,322.87 | \$19,390,497.44 | \$19,390,497.44 | \$0.00 | |
| 1200 REMUNERACION DE CARÁCTER EVENTUAL | \$20,653,875.38 | \$3,103,039.11 | \$23,756,914.49 | \$12,694,021.43 | \$11,062,893.06 | \$12,694,021.43 | \$0.00 | \$11,062,893.06 | \$12,694,021.43 | \$12,694,021.43 | \$0.00 | |
| 1220 Sueldos base al personal eventual | \$20,653,875.38 | \$3,103,039.11 | \$23,756,914.49 | \$12,694,021.43 | \$11,062,893.06 | \$12,694,021.43 | \$0.00 | \$11,062,893.06 | \$12,694,021.43 | \$12,694,021.43 | \$0.00 | |
| 1221 Sueldos base al personal eventual | \$20,653,875.38 | \$3,103,039.11 | \$23,756,914.49 | \$12,694,021.43 | \$11,062,893.06 | \$12,694,021.43 | \$0.00 | \$11,062,893.06 | \$12,694,021.43 | \$12,694,021.43 | \$0.00 | |
| 1300 REMUNERACIONES ADICIONALES Y ESPECIALES | \$8,996,478.70 | \$310,162.15 | \$9,306,640.85 | \$1,569,099.23 | \$7,737,541.62 | \$1,569,099.23 | \$0.00 | \$7,737,541.62 | \$1,569,099.23 | \$1,569,099.23 | \$0.00 | |
| 1320 Primes de vacaciones, dominical y gratificación de fin de | \$8,996,478.70 | \$310,162.15 | \$9,306,640.85 | \$1,569,099.23 | \$7,737,541.62 | \$1,569,099.23 | \$0.00 | \$7,737,541.62 | \$1,569,099.23 | \$1,569,099.23 | \$0.00 | |
| 1321 Primes de vacaciones y Dominical | \$3,010,659.70 | -\$39,151.59 | \$2,971,508.11 | \$1,403,423.91 | \$1,568,084.20 | \$1,403,423.91 | \$0.00 | \$1,568,084.20 | \$1,403,423.91 | \$1,403,423.91 | \$0.00 | |
| 1322 Gratificación de fin de año | \$5,985,819.00 | \$349,313.74 | \$6,335,132.74 | \$1,665,675.32 | \$6,169,457.42 | \$1,665,675.32 | \$0.00 | \$6,169,457.42 | \$1,665,675.32 | \$1,665,675.32 | \$0.00 | |
| 1400 SEGURIDAD SOCIAL | \$14,248,610.92 | \$129,500.58 | \$14,378,111.50 | \$7,702,943.58 | \$6,675,167.92 | \$7,702,943.58 | \$0.00 | \$6,675,167.92 | \$7,603,216.61 | \$7,603,216.61 | \$99,726.97 | |
| 1410 Aportaciones de seguridad social | \$13,186,352.80 | \$110,307.39 | \$13,296,660.19 | \$7,197,496.47 | \$6,099,163.72 | \$7,197,496.47 | \$0.00 | \$6,099,163.72 | \$7,097,769.50 | \$7,097,769.50 | \$99,726.97 | |
| 1411 Aportaciones de seguridad social | \$13,186,352.80 | \$110,307.39 | \$13,296,660.19 | \$7,197,496.47 | \$6,099,163.72 | \$7,197,496.47 | \$0.00 | \$6,099,163.72 | \$7,097,769.50 | \$7,097,769.50 | \$99,726.97 | |
| 1430 Aportaciones al sistema para el retiro | \$1,062,258.12 | \$19,193.19 | \$1,081,451.31 | \$505,447.11 | \$576,004.20 | \$505,447.11 | \$0.00 | \$576,004.20 | \$505,447.11 | \$505,447.11 | \$0.00 | |
| 1431 Aportaciones al sistema para el retiro | \$1,062,258.12 | \$19,193.19 | \$1,081,451.31 | \$505,447.11 | \$576,004.20 | \$505,447.11 | \$0.00 | \$576,004.20 | \$505,447.11 | \$505,447.11 | \$0.00 | |
| 1500 OTRAS PRESTACIONES SOCIALES Y ECONÓMICAS | \$3,642,124.20 | \$959,400.69 | \$4,601,524.89 | \$2,493,122.19 | \$2,108,402.70 | \$2,493,122.19 | \$0.00 | \$2,108,402.70 | \$2,493,122.19 | \$2,493,122.19 | \$0.00 | |
| 1530 Prestaciones y haberes de retiro | \$4,457.36 | \$3,251.81 | \$7,709.17 | \$3,565.03 | \$4,144.14 | \$3,565.03 | \$0.00 | \$4,144.14 | \$3,565.03 | \$3,565.03 | \$0.00 | |
| 1531 Prestaciones y haberes de retiro | \$4,457.36 | \$3,251.81 | \$7,709.17 | \$3,565.03 | \$4,144.14 | \$3,565.03 | \$0.00 | \$4,144.14 | \$3,565.03 | \$3,565.03 | \$0.00 | |
| 1540 Prestaciones contractuales | \$3,637,666.84 | \$956,148.88 | \$4,593,815.72 | \$2,489,557.16 | \$2,104,258.56 | \$2,489,557.16 | \$0.00 | \$2,104,258.56 | \$2,489,557.16 | \$2,489,557.16 | \$0.00 | |
| 1541 Prestaciones contractuales | \$3,637,666.84 | \$956,148.88 | \$4,593,815.72 | \$2,489,557.16 | \$2,104,258.56 | \$2,489,557.16 | \$0.00 | \$2,104,258.56 | \$2,489,557.16 | \$2,489,557.16 | \$0.00 | |
| 2000 MATERIALES Y SUMINISTROS | \$3,224,565.23 | -\$472,140.98 | \$2,752,424.25 | \$1,940,893.40 | \$811,530.85 | \$1,940,893.40 | \$0.00 | \$811,530.85 | \$1,936,247.60 | \$1,936,247.60 | \$4,645.80 | |
| 2100 MATERIALES DE ADMINISTRACIÓN, EMISIÓN DE DC | \$1,754,550.95 | -\$606,341.91 | \$1,148,209.04 | \$755,971.80 | \$382,237.24 | \$755,971.80 | \$0.00 | \$382,237.24 | \$755,971.80 | \$755,971.80 | \$0.00 | |
| 2110 Materiales, útiles y equipos menores de oficina | \$450,887.82 | -\$158,172.91 | \$292,714.91 | \$226,198.06 | \$66,516.85 | \$226,198.06 | \$0.00 | \$66,516.85 | \$226,198.06 | \$226,198.06 | \$0.00 | |
| 2111 Materiales, útiles y equipos menores de oficina | \$450,887.82 | -\$158,172.91 | \$292,714.91 | \$226,198.06 | \$66,516.85 | \$226,198.06 | \$0.00 | \$66,516.85 | \$226,198.06 | \$226,198.06 | \$0.00 | |
| 2120 Materiales y útiles de impresión y reproducción | \$93,779.68 | -\$30,934.68 | \$62,845.00 | \$53,651.26 | \$9,193.74 | \$53,651.26 | \$0.00 | \$9,193.74 | \$53,651.26 | \$53,651.26 | \$0.00 | |
| 2121 Materiales y útiles de impresión y reproducción | \$93,779.68 | -\$30,934.68 | \$62,845.00 | \$53,651.26 | \$9,193.74 | \$53,651.26 | \$0.00 | \$9,193.74 | \$53,651.26 | \$53,651.26 | \$0.00 | |
| 2140 Materiales, útiles y equipos menores de tecnologías de la | \$344,385.78 | -\$43,546.52 | \$300,839.26 | \$179,420.22 | \$121,419.04 | \$179,420.22 | \$0.00 | \$121,419.04 | \$179,420.22 | \$179,420.22 | \$0.00 | |
| 2141 Materiales, útiles y equipos menores de tecnologías de la | \$344,385.78 | -\$43,546.52 | \$300,839.26 | \$179,420.22 | \$121,419.04 | \$179,420.22 | \$0.00 | \$121,419.04 | \$179,420.22 | \$179,420.22 | \$0.00 | |
| 2150 Material Impreso e información digital | \$403,021.89 | -\$339,600.00 | \$63,421.89 | \$0.00 | \$63,421.89 | \$0.00 | \$0.00 | \$63,421.89 | \$0.00 | \$0.00 | \$0.00 | |
| 2151 Material Impreso e información digital | \$403,021.89 | -\$339,600.00 | \$63,421.89 | \$0.00 | \$63,421.89 | \$0.00 | \$0.00 | \$63,421.89 | \$0.00 | \$0.00 | \$0.00 | |
| 2160 Material de limpieza | \$0.00 | \$99,701.85 | \$99,701.85 | \$35,438.66 | \$64,263.19 | \$35,438.66 | \$0.00 | \$64,263.19 | \$35,438.66 | \$35,438.66 | \$0.00 | |
| 2161 Material de limpieza | \$0.00 | \$99,701.85 | \$99,701.85 | \$35,438.66 | \$64,263.19 | \$35,438.66 | \$0.00 | \$64,263.19 | \$35,438.66 | \$35,438.66 | \$0.00 | |
| 2170 Materiales y útiles de enseñanza | \$387,294.78 | -\$125,783.25 | \$261,511.53 | \$239,270.00 | \$22,241.53 | \$239,270.00 | \$0.00 | \$22,241.53 | \$239,270.00 | \$239,270.00 | \$0.00 | |



Universidad Tecnológica de Huejutzingo
ESTADO DE PUEBLA

Estado del Ejercicio del Presupuesto por Capítulo del Gasto Al 31/jul./2018

Fecha y | 07/ago./2018
hora de Impresión | 01:04 p. m.
Usu. | ggulierrez
Rep. | rptEstadoPresupuestoEgresos

| Objeto del Gasto | Aprobado | Ampliaciones / (Reducciones) | Presupuesto Vigente | Comprometido | Presupuesto Disponible para | | Devengado | Comprometido No Devengado | Presupuesto Sin Devengar | Ejercido | Pagado | Cuentas por Pagar Deuda |
|--|--------------|------------------------------|---------------------|--------------|-----------------------------|--------------|--------------|---------------------------|--------------------------|--------------|--------------|-------------------------|
| | | | | | Comprometer | Comprometer | | | | | | |
| 2171 Materiales y útiles de enseñanza | \$387,294.78 | -\$125,783.25 | \$261,511.53 | \$239,270.00 | \$22,241.53 | \$239,270.00 | \$239,270.00 | \$0.00 | \$22,241.53 | \$239,270.00 | \$239,270.00 | \$0.00 |
| 2180 Materiales para el registro e identificación de bienes y pc | \$75,181.00 | -\$8,006.40 | \$67,174.60 | \$21,993.60 | \$45,181.00 | \$21,993.60 | \$21,993.60 | \$0.00 | \$45,181.00 | \$21,993.60 | \$21,993.60 | \$0.00 |
| 2181 Materiales para el registro e identificación de bienes y pc | \$75,181.00 | -\$8,006.40 | \$67,174.60 | \$21,993.60 | \$45,181.00 | \$21,993.60 | \$21,993.60 | \$0.00 | \$45,181.00 | \$21,993.60 | \$21,993.60 | \$0.00 |
| 2200 ALIMENTOS Y UTENSILIOS | \$146,600.00 | -\$14,453.31 | \$132,146.69 | \$93,743.15 | \$38,403.54 | \$93,743.15 | \$93,743.15 | \$0.00 | \$38,403.54 | \$93,743.15 | \$93,743.15 | \$0.00 |
| 2210 Productos alimenticios para personas | \$127,000.00 | -\$28,349.54 | \$98,650.46 | \$70,305.68 | \$28,344.78 | \$70,305.68 | \$70,305.68 | \$0.00 | \$28,344.78 | \$70,305.68 | \$70,305.68 | \$0.00 |
| 2211 Productos alimenticios para personas | \$127,000.00 | -\$28,349.54 | \$98,650.46 | \$70,305.68 | \$28,344.78 | \$70,305.68 | \$70,305.68 | \$0.00 | \$28,344.78 | \$70,305.68 | \$70,305.68 | \$0.00 |
| 2220- Productos alimenticios para animales | \$9,600.00 | -\$1,893.43 | \$7,706.57 | \$2,814.00 | \$4,892.57 | \$2,814.00 | \$2,814.00 | \$0.00 | \$4,892.57 | \$2,814.00 | \$2,814.00 | \$0.00 |
| 2221 Productos alimenticios para animales | \$9,600.00 | -\$1,893.43 | \$7,706.57 | \$2,814.00 | \$4,892.57 | \$2,814.00 | \$2,814.00 | \$0.00 | \$4,892.57 | \$2,814.00 | \$2,814.00 | \$0.00 |
| 2230 Utensilios para el servicio de alimentación | \$10,000.00 | \$15,789.66 | \$25,789.66 | \$20,623.47 | \$5,166.19 | \$20,623.47 | \$20,623.47 | \$0.00 | \$5,166.19 | \$20,623.47 | \$20,623.47 | \$0.00 |
| 2231 Utensilios para el servicio de alimentación | \$10,000.00 | \$15,789.66 | \$25,789.66 | \$20,623.47 | \$5,166.19 | \$20,623.47 | \$20,623.47 | \$0.00 | \$5,166.19 | \$20,623.47 | \$20,623.47 | \$0.00 |
| 2400 MATERIALES Y ARTICULOS DE CONSTRUCCIÓN Y I | \$97,841.00 | \$60,170.21 | \$158,011.21 | \$148,844.69 | \$9,166.52 | \$148,844.69 | \$148,844.69 | \$0.00 | \$9,166.52 | \$144,198.89 | \$144,198.89 | \$4,645.80 |
| 2430 Cal, yeso y productos de yeso | \$1,500.00 | \$0.00 | \$1,500.00 | \$617.70 | \$882.30 | \$617.70 | \$617.70 | \$0.00 | \$882.30 | \$617.70 | \$617.70 | \$0.00 |
| 2431 Cal, yeso y productos de yeso | \$1,500.00 | \$0.00 | \$1,500.00 | \$617.70 | \$882.30 | \$617.70 | \$617.70 | \$0.00 | \$882.30 | \$617.70 | \$617.70 | \$0.00 |
| 2440 Madera y productos de madera | \$0.00 | \$2,988.48 | \$2,988.48 | \$2,903.48 | \$85.00 | \$2,903.48 | \$2,903.48 | \$0.00 | \$85.00 | \$2,903.48 | \$2,903.48 | \$0.00 |
| 2441 Madera y productos de madera | \$0.00 | \$2,988.48 | \$2,988.48 | \$2,903.48 | \$85.00 | \$2,903.48 | \$2,903.48 | \$0.00 | \$85.00 | \$2,903.48 | \$2,903.48 | \$0.00 |
| 2450 Vidrio y productos de vidrio | \$600.00 | \$1,827.88 | \$2,427.88 | \$2,427.88 | \$0.00 | \$2,427.88 | \$2,427.88 | \$0.00 | \$0.00 | \$2,427.88 | \$2,427.88 | \$0.00 |
| 2451 Vidrio y productos de vidrio | \$600.00 | \$1,827.88 | \$2,427.88 | \$2,427.88 | \$0.00 | \$2,427.88 | \$2,427.88 | \$0.00 | \$0.00 | \$2,427.88 | \$2,427.88 | \$0.00 |
| 2460 Material eléctrico y electrónico | \$81,491.00 | \$47,414.88 | \$128,905.88 | \$128,345.92 | \$559.96 | \$128,345.92 | \$128,345.92 | \$0.00 | \$559.96 | \$127,557.12 | \$127,557.12 | \$788.80 |
| 2461 Material eléctrico y electrónico | \$81,491.00 | \$47,414.88 | \$128,905.88 | \$128,345.92 | \$559.96 | \$128,345.92 | \$128,345.92 | \$0.00 | \$559.96 | \$127,557.12 | \$127,557.12 | \$788.80 |
| 2470 Artículos metálicos para la construcción | \$4,800.00 | \$2,818.80 | \$7,618.80 | \$4,616.88 | \$3,001.92 | \$4,616.88 | \$4,616.88 | \$0.00 | \$3,001.92 | \$1,798.08 | \$1,798.08 | \$2,818.80 |
| 2471 Artículos metálicos para la construcción | \$4,800.00 | \$2,818.80 | \$7,618.80 | \$4,616.88 | \$3,001.92 | \$4,616.88 | \$4,616.88 | \$0.00 | \$3,001.92 | \$1,798.08 | \$1,798.08 | \$2,818.80 |
| 2480 Materiales complementarios | \$8,000.00 | -\$8,000.00 | \$0.00 | \$0.00 | \$0.00 | \$0.00 | \$0.00 | \$0.00 | \$0.00 | \$0.00 | \$0.00 | \$0.00 |
| 2481 Materiales complementarios | \$8,000.00 | -\$8,000.00 | \$0.00 | \$0.00 | \$0.00 | \$0.00 | \$0.00 | \$0.00 | \$0.00 | \$0.00 | \$0.00 | \$0.00 |
| 2490 Otros materiales y artículos de construcción y reparación | \$1,450.00 | \$13,120.17 | \$14,570.17 | \$9,932.83 | \$4,637.34 | \$9,932.83 | \$9,932.83 | \$0.00 | \$4,637.34 | \$8,894.63 | \$8,894.63 | \$1,038.20 |
| 2491 Otros materiales y artículos de construcción y reparación | \$1,450.00 | \$13,120.17 | \$14,570.17 | \$9,932.83 | \$4,637.34 | \$9,932.83 | \$9,932.83 | \$0.00 | \$4,637.34 | \$8,894.63 | \$8,894.63 | \$1,038.20 |
| 2500 PRODUCTOS QUÍMICOS, FARMACÉUTICOS Y DE LA | \$53,110.30 | \$49,920.06 | \$103,030.36 | \$53,304.21 | \$49,726.15 | \$53,304.21 | \$53,304.21 | \$0.00 | \$49,726.15 | \$53,304.21 | \$53,304.21 | \$0.00 |
| 2510 Productos químicos básicos | \$0.00 | \$52,303.72 | \$52,303.72 | \$17,303.72 | \$35,000.00 | \$17,303.72 | \$17,303.72 | \$0.00 | \$35,000.00 | \$17,303.72 | \$17,303.72 | \$0.00 |
| 2511 Productos químicos básicos | \$0.00 | \$52,303.72 | \$52,303.72 | \$17,303.72 | \$35,000.00 | \$17,303.72 | \$17,303.72 | \$0.00 | \$35,000.00 | \$17,303.72 | \$17,303.72 | \$0.00 |
| 2530 Medicinas y productos farmacéuticos | \$35,482.52 | -\$3,846.31 | \$31,636.21 | \$24,025.24 | \$7,610.97 | \$24,025.24 | \$24,025.24 | \$0.00 | \$7,610.97 | \$24,025.24 | \$24,025.24 | \$0.00 |
| 2531 Medicinas y productos farmacéuticos | \$35,482.52 | -\$3,846.31 | \$31,636.21 | \$24,025.24 | \$7,610.97 | \$24,025.24 | \$24,025.24 | \$0.00 | \$7,610.97 | \$24,025.24 | \$24,025.24 | \$0.00 |
| 2540 Materiales, accesorios y suministros médicos | \$15,000.00 | -\$5,200.31 | \$9,799.69 | \$2,684.51 | \$7,115.18 | \$2,684.51 | \$2,684.51 | \$0.00 | \$7,115.18 | \$2,684.51 | \$2,684.51 | \$0.00 |
| 2541 Materiales, accesorios y suministros médicos | \$15,000.00 | -\$5,200.31 | \$9,799.69 | \$2,684.51 | \$7,115.18 | \$2,684.51 | \$2,684.51 | \$0.00 | \$7,115.18 | \$2,684.51 | \$2,684.51 | \$0.00 |
| 2550 Materiales, accesorios y suministros de laboratorio | \$900.00 | -\$900.00 | \$0.00 | \$0.00 | \$0.00 | \$0.00 | \$0.00 | \$0.00 | \$0.00 | \$0.00 | \$0.00 | \$0.00 |
| 2551 Materiales, accesorios y suministros de laboratorio | \$900.00 | -\$900.00 | \$0.00 | \$0.00 | \$0.00 | \$0.00 | \$0.00 | \$0.00 | \$0.00 | \$0.00 | \$0.00 | \$0.00 |



Universidad Tecnológica de Huejotzingo

ESTADO DE PUEBLA

Estado del Ejercicio del Presupuesto por Capítulo del Gasto Al 31/jul./2018

Fecha y hora de impresión: 07/ago./2018 01:04 p. m.
 Usuario: ogulierrez
 Reporte: rptEstadoPresupuestoCuentas

| Objeto del Gasto | Aprobado | Ampliaciones / (Reducciones) | Presupuesto Vigente | Comprometido | Disponible para Comprometer | Devengado | Comprometido No Devengado | Presupuesto Sin Devengar | Ejercicio | Pagado | Cuentas por Pagar Deuda |
|--|--------------|------------------------------|---------------------|--------------|-----------------------------|--------------|---------------------------|--------------------------|--------------|--------------|-------------------------|
| | | | | | | | | | | | |
| 2560 | | | | | | | | | | | |
| Fibras sintéticas, hules, plásticos y derivados | \$1,183.78 | \$6,376.95 | \$7,560.73 | \$7,560.73 | \$0.00 | \$7,560.73 | \$0.00 | \$0.00 | \$7,560.73 | \$7,560.73 | \$0.00 |
| 2561 | | | | | | | | | | | |
| Fibras sintéticas, hules, plásticos y derivados | \$1,183.78 | \$6,376.95 | \$7,560.73 | \$7,560.73 | \$0.00 | \$7,560.73 | \$0.00 | \$0.00 | \$7,560.73 | \$7,560.73 | \$0.00 |
| 2590 | | | | | | | | | | | |
| Otros productos químicos | \$544.00 | \$1,186.01 | \$1,730.01 | \$1,730.01 | \$0.00 | \$1,730.01 | \$0.00 | \$0.00 | \$1,730.01 | \$1,730.01 | \$0.00 |
| 2591 | | | | | | | | | | | |
| Otros productos químicos | \$544.00 | \$1,186.01 | \$1,730.01 | \$1,730.01 | \$0.00 | \$1,730.01 | \$0.00 | \$0.00 | \$1,730.01 | \$1,730.01 | \$0.00 |
| 2600 | | | | | | | | | | | |
| COMBUSTIBLES, LUBRICANTES Y ADITIVOS | \$657,767.01 | -\$47,429.44 | \$610,337.57 | \$448,888.46 | \$161,449.11 | \$448,888.46 | \$0.00 | \$161,449.11 | \$448,888.46 | \$448,888.46 | \$0.00 |
| 2610 | | | | | | | | | | | |
| Combustibles, lubricantes y aditivos | \$657,767.01 | -\$47,429.44 | \$610,337.57 | \$448,888.46 | \$161,449.11 | \$448,888.46 | \$0.00 | \$161,449.11 | \$448,888.46 | \$448,888.46 | \$0.00 |
| 2611 | | | | | | | | | | | |
| Combustibles | \$642,727.01 | -\$39,780.00 | \$602,947.01 | \$445,368.22 | \$157,578.79 | \$445,368.22 | \$0.00 | \$157,578.79 | \$445,368.22 | \$445,368.22 | \$0.00 |
| 2612 | | | | | | | | | | | |
| Lubricantes y Aditivos | \$15,040.00 | -\$7,643.44 | \$7,396.56 | \$3,520.24 | \$3,870.32 | \$3,520.24 | \$0.00 | \$3,870.32 | \$3,520.24 | \$3,520.24 | \$0.00 |
| 2700 | | | | | | | | | | | |
| VESTUARIO, BLANCOS, PRENDAS DE PROTECCIÓN | \$123,874.00 | -\$43,419.98 | \$80,454.02 | \$20,069.01 | \$60,385.01 | \$20,069.01 | \$0.00 | \$60,385.01 | \$20,069.01 | \$20,069.01 | \$0.00 |
| 2710 | | | | | | | | | | | |
| Vestuario y uniformes | \$40,000.00 | -\$1,670.98 | \$38,329.02 | \$18,829.02 | \$19,500.00 | \$18,829.02 | \$0.00 | \$19,500.00 | \$18,829.02 | \$18,829.02 | \$0.00 |
| 2711 | | | | | | | | | | | |
| Vestuario y uniformes | \$40,000.00 | -\$1,670.98 | \$38,329.02 | \$18,829.02 | \$19,500.00 | \$18,829.02 | \$0.00 | \$19,500.00 | \$18,829.02 | \$18,829.02 | \$0.00 |
| 2720 | | | | | | | | | | | |
| Prendas de seguridad y protección personal | \$5,125.00 | \$0.00 | \$5,125.00 | \$0.00 | \$5,125.00 | \$0.00 | \$0.00 | \$5,125.00 | \$0.00 | \$0.00 | \$0.00 |
| 2721 | | | | | | | | | | | |
| Prendas de seguridad y protección personal | \$5,125.00 | \$0.00 | \$5,125.00 | \$0.00 | \$5,125.00 | \$0.00 | \$0.00 | \$5,125.00 | \$0.00 | \$0.00 | \$0.00 |
| 2730 | | | | | | | | | | | |
| Artículos deportivos | \$70,000.00 | -\$33,000.00 | \$37,000.00 | \$1,239.99 | \$35,760.01 | \$1,239.99 | \$0.00 | \$35,760.01 | \$1,239.99 | \$1,239.99 | \$0.00 |
| 2731 | | | | | | | | | | | |
| Artículos deportivos | \$70,000.00 | -\$33,000.00 | \$37,000.00 | \$1,239.99 | \$35,760.01 | \$1,239.99 | \$0.00 | \$35,760.01 | \$1,239.99 | \$1,239.99 | \$0.00 |
| 2740 | | | | | | | | | | | |
| Productos textiles | \$3,449.00 | -\$3,449.00 | \$0.00 | \$0.00 | \$0.00 | \$0.00 | \$0.00 | \$0.00 | \$0.00 | \$0.00 | \$0.00 |
| 2741 | | | | | | | | | | | |
| Productos textiles | \$3,449.00 | -\$3,449.00 | \$0.00 | \$0.00 | \$0.00 | \$0.00 | \$0.00 | \$0.00 | \$0.00 | \$0.00 | \$0.00 |
| 2750 | | | | | | | | | | | |
| Blancos y otros productos textiles, excepto prendas de v | \$5,300.00 | -\$5,300.00 | \$0.00 | \$0.00 | \$0.00 | \$0.00 | \$0.00 | \$0.00 | \$0.00 | \$0.00 | \$0.00 |
| 2751 | | | | | | | | | | | |
| Blancos y otros productos textiles, excepto prendas de v | \$5,300.00 | -\$5,300.00 | \$0.00 | \$0.00 | \$0.00 | \$0.00 | \$0.00 | \$0.00 | \$0.00 | \$0.00 | \$0.00 |
| 2900 | | | | | | | | | | | |
| HERRAMIENTAS, REFACCIONES Y ACCESORIOS M | \$390,821.97 | \$129,413.39 | \$520,235.36 | \$420,072.08 | \$100,163.28 | \$420,072.08 | \$0.00 | \$100,163.28 | \$420,072.08 | \$420,072.08 | \$0.00 |
| 2910 | | | | | | | | | | | |
| Herramientas menores | \$20,000.00 | -\$4,979.12 | \$15,020.88 | \$13,356.69 | \$1,664.19 | \$13,356.69 | \$0.00 | \$1,664.19 | \$13,356.69 | \$13,356.69 | \$0.00 |
| 2911 | | | | | | | | | | | |
| Herramientas menores | \$20,000.00 | -\$4,979.12 | \$15,020.88 | \$13,356.69 | \$1,664.19 | \$13,356.69 | \$0.00 | \$1,664.19 | \$13,356.69 | \$13,356.69 | \$0.00 |
| 2920 | | | | | | | | | | | |
| Refacciones y accesorios menores de edificios | \$350.00 | \$6,364.43 | \$6,714.43 | \$4,814.15 | \$1,900.28 | \$4,814.15 | \$0.00 | \$1,900.28 | \$4,814.15 | \$4,814.15 | \$0.00 |
| 2921 | | | | | | | | | | | |
| Refacciones y accesorios menores de edificios | \$350.00 | \$6,364.43 | \$6,714.43 | \$4,814.15 | \$1,900.28 | \$4,814.15 | \$0.00 | \$1,900.28 | \$4,814.15 | \$4,814.15 | \$0.00 |
| 2930 | | | | | | | | | | | |
| Refacciones y accesorios menores de mobiliario y equip | \$1,750.00 | \$4,360.00 | \$6,110.00 | \$2,311.72 | \$3,798.28 | \$2,311.72 | \$0.00 | \$3,798.28 | \$2,311.72 | \$2,311.72 | \$0.00 |
| 2931 | | | | | | | | | | | |
| Refacciones y accesorios menores de mobiliario y equip | \$1,750.00 | \$4,360.00 | \$6,110.00 | \$2,311.72 | \$3,798.28 | \$2,311.72 | \$0.00 | \$3,798.28 | \$2,311.72 | \$2,311.72 | \$0.00 |
| 2940 | | | | | | | | | | | |
| Refacciones y accesorios menores de equipo de cómput | \$313,799.97 | \$41,348.85 | \$355,148.82 | \$297,984.90 | \$57,163.92 | \$297,984.90 | \$0.00 | \$57,163.92 | \$297,984.90 | \$297,984.90 | \$0.00 |
| 2941 | | | | | | | | | | | |
| Refacciones y accesorios menores de equipo de cómput | \$313,799.97 | \$41,348.85 | \$355,148.82 | \$297,984.90 | \$57,163.92 | \$297,984.90 | \$0.00 | \$57,163.92 | \$297,984.90 | \$297,984.90 | \$0.00 |
| 2950 | | | | | | | | | | | |
| Refacciones y accesorios menores de equipo e instrume | \$1,000.00 | -\$1,000.00 | \$0.00 | \$0.00 | \$0.00 | \$0.00 | \$0.00 | \$0.00 | \$0.00 | \$0.00 | \$0.00 |
| 2951 | | | | | | | | | | | |
| Refacciones y accesorios menores de equipo e instrume | \$1,000.00 | -\$1,000.00 | \$0.00 | \$0.00 | \$0.00 | \$0.00 | \$0.00 | \$0.00 | \$0.00 | \$0.00 | \$0.00 |
| 2960 | | | | | | | | | | | |
| Refacciones y accesorios menores de equipo de transp | \$36,000.00 | \$53,418.34 | \$89,418.34 | \$89,418.34 | \$0.00 | \$89,418.34 | \$0.00 | \$0.00 | \$89,418.34 | \$89,418.34 | \$0.00 |
| 2961 | | | | | | | | | | | |
| Refacciones y accesorios menores de equipo de transp | \$36,000.00 | \$53,418.34 | \$89,418.34 | \$89,418.34 | \$0.00 | \$89,418.34 | \$0.00 | \$0.00 | \$89,418.34 | \$89,418.34 | \$0.00 |
| 2990 | | | | | | | | | | | |
| Refacciones y accesorios menores otros bienes muebles | \$17,922.00 | \$29,900.89 | \$47,822.89 | \$12,186.28 | \$35,636.61 | \$12,186.28 | \$0.00 | \$35,636.61 | \$12,186.28 | \$12,186.28 | \$0.00 |
| 2991 | | | | | | | | | | | |
| Refacciones y accesorios menores otros bienes muebles | \$17,922.00 | \$29,900.89 | \$47,822.89 | \$12,186.28 | \$35,636.61 | \$12,186.28 | \$0.00 | \$35,636.61 | \$12,186.28 | \$12,186.28 | \$0.00 |



Universidad Tecnológica de Huejutzingo

ESTADO DE PUEBLA

Estado del Ejercicio del Presupuesto por Capítulo del Gasto Al 31/jul./2018

Fecha y hora de impresión: 07/ago./2018 01:04 p. m.
 Usuario: eguilierrez
 Reporte: rptEstadoPresupuestoEgresos

| Objeto del Gasto | Aprobado | Ampliaciones / (Reducciones) | Presupuesto Vigente | Comprometido | Disponible para Comprometer | Devengado | Comprometido No Devengado | Presupuesto Sin Devengar | Ejercicio | Pagado | Cuentas por Pagar Deuda |
|---|-----------------|------------------------------|---------------------|-----------------|-----------------------------|-----------------|---------------------------|--------------------------|-----------------|-----------------|-------------------------|
| 3000 SERVICIOS GENERALES | \$22,330,558.18 | -\$1,889,026.14 | \$20,461,532.04 | \$10,792,321.06 | \$9,669,210.98 | \$10,792,321.06 | \$0.00 | \$9,669,210.98 | \$10,357,892.06 | \$10,357,892.06 | \$434,429.00 |
| SERVICIOS BÁSICOS | | | | | | | | | | | |
| 3100 Energía eléctrica | \$2,289,584.00 | -\$255,631.14 | \$2,033,952.86 | \$903,294.77 | \$1,130,658.09 | \$903,294.77 | \$0.00 | \$1,130,658.09 | \$903,294.77 | \$903,294.77 | \$0.00 |
| 3110 Energía eléctrica | \$1,064,280.00 | -\$137,349.79 | \$926,930.21 | \$466,277.00 | \$460,653.21 | \$466,277.00 | \$0.00 | \$460,653.21 | \$466,277.00 | \$466,277.00 | \$0.00 |
| 3120 Gas | \$1,064,280.00 | -\$137,349.79 | \$926,930.21 | \$466,277.00 | \$460,653.21 | \$466,277.00 | \$0.00 | \$460,653.21 | \$466,277.00 | \$466,277.00 | \$0.00 |
| 3121 Gas | \$20,000.00 | \$0.00 | \$20,000.00 | \$13,997.24 | \$6,002.76 | \$13,997.24 | \$0.00 | \$6,002.76 | \$13,997.24 | \$13,997.24 | \$0.00 |
| 3140 Telefonía tradicional | \$20,000.00 | \$0.00 | \$20,000.00 | \$13,997.24 | \$6,002.76 | \$13,997.24 | \$0.00 | \$6,002.76 | \$13,997.24 | \$13,997.24 | \$0.00 |
| 3141 Telefonía tradicional | \$171,360.00 | -\$51,360.00 | \$120,000.00 | \$62,459.02 | \$57,540.98 | \$62,459.02 | \$0.00 | \$57,540.98 | \$62,459.02 | \$62,459.02 | \$0.00 |
| 3150 Telefonía celular | \$171,360.00 | -\$51,360.00 | \$120,000.00 | \$62,459.02 | \$57,540.98 | \$62,459.02 | \$0.00 | \$57,540.98 | \$62,459.02 | \$62,459.02 | \$0.00 |
| 3151 Telefonía celular | \$12,000.00 | -\$11,176.00 | \$824.00 | \$824.00 | \$0.00 | \$824.00 | \$0.00 | \$0.00 | \$824.00 | \$824.00 | \$0.00 |
| 3170 Servicios de acceso de Internet, redes y procesamiento | \$12,000.00 | -\$11,176.00 | \$824.00 | \$824.00 | \$0.00 | \$824.00 | \$0.00 | \$0.00 | \$824.00 | \$824.00 | \$0.00 |
| 3171 Servicios de acceso de Internet, redes y procesamiento | \$1,006,944.00 | -\$47,952.00 | \$958,992.00 | \$357,000.00 | \$601,992.00 | \$357,000.00 | \$0.00 | \$601,992.00 | \$357,000.00 | \$357,000.00 | \$0.00 |
| 3180 Servicios postales y telefónicos | \$15,000.00 | -\$7,793.35 | \$7,206.65 | \$2,737.51 | \$4,469.14 | \$2,737.51 | \$0.00 | \$4,469.14 | \$2,737.51 | \$2,737.51 | \$0.00 |
| 3181 Servicios postales y telefónicos | \$15,000.00 | -\$7,793.35 | \$7,206.65 | \$2,737.51 | \$4,469.14 | \$2,737.51 | \$0.00 | \$4,469.14 | \$2,737.51 | \$2,737.51 | \$0.00 |
| 3200 SERVICIOS DE ARRENDAMIENTO | \$1,805,975.60 | -\$634,312.45 | \$1,171,663.15 | \$390,877.14 | \$780,786.01 | \$390,877.14 | \$0.00 | \$780,786.01 | \$390,877.14 | \$390,877.14 | \$0.00 |
| 3220 Arrendamiento de edificios | \$0.00 | \$0.00 | \$0.00 | \$0.00 | \$0.00 | \$0.00 | \$0.00 | \$0.00 | \$0.00 | \$0.00 | \$0.00 |
| 3221 Arrendamiento de edificios | \$0.00 | \$0.00 | \$0.00 | \$0.00 | \$0.00 | \$0.00 | \$0.00 | \$0.00 | \$0.00 | \$0.00 | \$0.00 |
| 3230 Arrendamiento de mobiliario y equipo de administración, | \$434,095.20 | -\$20,671.20 | \$413,424.00 | \$206,712.00 | \$206,712.00 | \$206,712.00 | \$0.00 | \$206,712.00 | \$206,712.00 | \$206,712.00 | \$0.00 |
| 3231 Arrendamiento de mobiliario y equipo de administración, | \$434,095.20 | -\$20,671.20 | \$413,424.00 | \$206,712.00 | \$206,712.00 | \$206,712.00 | \$0.00 | \$206,712.00 | \$206,712.00 | \$206,712.00 | \$0.00 |
| 3250 Arrendamiento de equipo de transporte | \$25,000.00 | -\$4,950.00 | \$20,050.00 | \$20,050.00 | \$0.00 | \$20,050.00 | \$0.00 | \$0.00 | \$20,050.00 | \$20,050.00 | \$0.00 |
| 3251 Arrendamiento de equipo de transporte | \$25,000.00 | -\$4,950.00 | \$20,050.00 | \$20,050.00 | \$0.00 | \$20,050.00 | \$0.00 | \$0.00 | \$20,050.00 | \$20,050.00 | \$0.00 |
| 3260 Arrendamiento de maquinaria, otros equipos y herramier | \$16,704.00 | -\$16,704.00 | \$0.00 | \$0.00 | \$0.00 | \$0.00 | \$0.00 | \$0.00 | \$0.00 | \$0.00 | \$0.00 |
| 3261 Arrendamiento de maquinaria, otros equipos y herramier | \$16,704.00 | -\$16,704.00 | \$0.00 | \$0.00 | \$0.00 | \$0.00 | \$0.00 | \$0.00 | \$0.00 | \$0.00 | \$0.00 |
| 3270 Arrendamiento de activos intangibles | \$1,204,000.00 | -\$629,700.37 | \$574,299.63 | \$57,300.02 | \$516,999.61 | \$57,300.02 | \$0.00 | \$516,999.61 | \$57,300.02 | \$57,300.02 | \$0.00 |
| 3271 Arrendamiento de activos intangibles | \$1,204,000.00 | -\$629,700.37 | \$574,299.63 | \$57,300.02 | \$516,999.61 | \$57,300.02 | \$0.00 | \$516,999.61 | \$57,300.02 | \$57,300.02 | \$0.00 |
| 3290 Otros arrendamientos | \$126,176.40 | \$30,521.12 | \$156,697.52 | \$101,061.52 | \$55,636.00 | \$101,061.52 | \$0.00 | \$55,636.00 | \$101,061.52 | \$101,061.52 | \$0.00 |
| 3291 Otros arrendamientos | \$126,176.40 | \$30,521.12 | \$156,697.52 | \$101,061.52 | \$55,636.00 | \$101,061.52 | \$0.00 | \$55,636.00 | \$101,061.52 | \$101,061.52 | \$0.00 |
| 3300 SERVICIOS PROFESIONALES, CIENTÍFICOS, TÉCNI | \$4,282,546.16 | -\$191,497.85 | \$4,091,048.31 | \$2,218,613.63 | \$1,872,434.68 | \$2,218,613.63 | \$0.00 | \$1,872,434.68 | \$1,930,817.63 | \$1,930,817.63 | \$287,796.00 |
| 3310 Servicios legales, de contabilidad, auditoría y relacionad | \$501,198.62 | \$125,191.99 | \$626,390.61 | \$257,352.99 | \$369,037.62 | \$257,352.99 | \$0.00 | \$369,037.62 | \$257,352.99 | \$257,352.99 | \$0.00 |
| 3311 Servicios legales, de contabilidad, auditoría y relacionad | \$501,198.62 | \$125,191.99 | \$626,390.61 | \$257,352.99 | \$369,037.62 | \$257,352.99 | \$0.00 | \$369,037.62 | \$257,352.99 | \$257,352.99 | \$0.00 |
| 3320 Servicios de diseño, arquitectura, ingeniería y actividad | \$0.00 | \$82,360.00 | \$82,360.00 | \$82,360.00 | \$0.00 | \$82,360.00 | \$0.00 | \$0.00 | \$82,360.00 | \$82,360.00 | \$0.00 |
| 3321 Servicios de diseño, arquitectura, ingeniería y actividad | \$0.00 | \$82,360.00 | \$82,360.00 | \$82,360.00 | \$0.00 | \$82,360.00 | \$0.00 | \$0.00 | \$82,360.00 | \$82,360.00 | \$0.00 |
| 3330 Servicios de consultoría administrativa, procesos, técnica | \$15,000.00 | -\$15,000.00 | \$0.00 | \$0.00 | \$0.00 | \$0.00 | \$0.00 | \$0.00 | \$0.00 | \$0.00 | \$0.00 |
| 3331 Servicios de consultoría administrativa, procesos, técnica | \$15,000.00 | -\$15,000.00 | \$0.00 | \$0.00 | \$0.00 | \$0.00 | \$0.00 | \$0.00 | \$0.00 | \$0.00 | \$0.00 |



Universidad Tecnológica de Huejotzingo ESTADO DE PUEBLA

Estado del Ejercicio del Presupuesto por Capítulo del Gasto Al 31/jul./2018

Fecha y hora de Impresión | 07/jago./2018
01:04 p. m.
Usr: iguierrez
Rep: rptEstadoPresupuestosEgresos

| Objeto del Gasto | Ampliaciones / (Reducciones) | Presupuesto Vigente | Comprometido | Presupuesto Disponible para Comprometer | | Devengado | Comprometido No Devengado | Presupuesto Sin Devenegar | Ejercido | Pagado | Cuentas por Pagar Deuda |
|------------------|--|---------------------|----------------|---|----------------|----------------|---------------------------|---------------------------|----------------|----------------|-------------------------|
| | | | | Presupuesto Vigente | Comprometido | | | | | | |
| 3340 | Servicios de capacitación | \$816,230.00 | -\$237,501.60 | \$558,728.40 | \$325,492.70 | \$325,492.70 | \$0.00 | \$233,235.70 | \$325,492.70 | \$325,492.70 | \$0.00 |
| 3341 | Servicios de capacitación | \$816,230.00 | -\$237,501.60 | \$558,728.40 | \$325,492.70 | \$325,492.70 | \$0.00 | \$233,235.70 | \$325,492.70 | \$325,492.70 | \$0.00 |
| 3360 | Servicios de apoyo administrativo, fotocopiado e impresi | \$779,517.54 | -\$62,236.24 | \$717,281.30 | \$508,515.94 | \$508,515.94 | \$0.00 | \$208,765.36 | \$508,515.94 | \$508,515.94 | \$0.00 |
| 3361 | Servicios de apoyo administrativo, fotocopiado e impresi | \$779,517.54 | -\$62,236.24 | \$717,281.30 | \$508,515.94 | \$508,515.94 | \$0.00 | \$208,765.36 | \$508,515.94 | \$508,515.94 | \$0.00 |
| 3380 | Servicios de vigilancia | \$1,736,400.00 | -\$71,096.00 | \$1,665,304.00 | \$829,756.00 | \$829,756.00 | \$0.00 | \$835,548.00 | \$551,240.00 | \$551,240.00 | \$278,516.00 |
| 3381 | Servicios de vigilancia | \$1,736,400.00 | -\$71,096.00 | \$1,665,304.00 | \$829,756.00 | \$829,756.00 | \$0.00 | \$835,548.00 | \$551,240.00 | \$551,240.00 | \$278,516.00 |
| 3390 | Servicios profesionales, científicos y técnicos integrales | \$434,200.00 | \$6,784.00 | \$440,984.00 | \$215,136.00 | \$215,136.00 | \$0.00 | \$225,848.00 | \$215,136.00 | \$215,136.00 | \$0.00 |
| 3391 | Servicios profesionales, científicos y técnicos integrales | \$434,200.00 | \$6,784.00 | \$440,984.00 | \$215,136.00 | \$215,136.00 | \$0.00 | \$225,848.00 | \$215,136.00 | \$215,136.00 | \$0.00 |
| 3400 | SERVICIOS FINANCIEROS, BANCARIOS Y COMERC | \$272,609.29 | \$71,494.93 | \$344,094.22 | \$168,502.29 | \$168,502.29 | \$0.00 | \$175,591.93 | \$168,502.29 | \$168,502.29 | \$0.00 |
| 3410 | Servicios financieros y bancarios | \$29,863.83 | \$6,711.66 | \$36,575.49 | \$20,811.56 | \$20,811.56 | \$0.00 | \$15,763.93 | \$20,811.56 | \$20,811.56 | \$0.00 |
| 3411 | Servicios financieros y bancarios | \$29,863.83 | \$6,711.66 | \$36,575.49 | \$20,811.56 | \$20,811.56 | \$0.00 | \$15,763.93 | \$20,811.56 | \$20,811.56 | \$0.00 |
| 3450 | Seguro de bienes patrimoniales | \$236,745.46 | \$48,813.27 | \$285,558.73 | \$130,058.73 | \$130,058.73 | \$0.00 | \$155,500.00 | \$130,058.73 | \$130,058.73 | \$0.00 |
| 3451 | Seguro de bienes patrimoniales | \$236,745.46 | \$48,813.27 | \$285,558.73 | \$130,058.73 | \$130,058.73 | \$0.00 | \$155,500.00 | \$130,058.73 | \$130,058.73 | \$0.00 |
| 3470 | Fletes y manobras | \$6,000.00 | \$15,960.00 | \$21,960.00 | \$17,632.00 | \$17,632.00 | \$0.00 | \$4,328.00 | \$17,632.00 | \$17,632.00 | \$0.00 |
| 3471 | Fletes y manobras | \$6,000.00 | \$15,960.00 | \$21,960.00 | \$17,632.00 | \$17,632.00 | \$0.00 | \$4,328.00 | \$17,632.00 | \$17,632.00 | \$0.00 |
| 3500 | SERVICIOS DE INSTALACIÓN, REPARACIÓN, MANTI | \$2,955,109.31 | \$1,194,667.26 | \$4,149,776.57 | \$2,759,095.53 | \$2,759,095.53 | \$0.00 | \$1,390,681.04 | \$2,759,095.53 | \$2,759,095.53 | \$0.00 |
| 3510 | Conservación y mantenimiento menor de inmuebles | \$90,299.00 | \$139,200.00 | \$229,499.00 | \$229,499.00 | \$229,499.00 | \$0.00 | \$0.00 | \$229,499.00 | \$229,499.00 | \$0.00 |
| 3511 | Conservación y mantenimiento menor de inmuebles | \$90,299.00 | \$139,200.00 | \$229,499.00 | \$229,499.00 | \$229,499.00 | \$0.00 | \$0.00 | \$229,499.00 | \$229,499.00 | \$0.00 |
| 3520 | Instalación, reparación y mantenimiento de mobiliario y e | \$300.00 | \$57,701.16 | \$58,001.16 | \$58,001.16 | \$58,001.16 | \$0.00 | \$0.00 | \$58,001.16 | \$58,001.16 | \$0.00 |
| 3521 | Instalación, reparación y mantenimiento de mobiliario y e | \$300.00 | \$57,701.16 | \$58,001.16 | \$58,001.16 | \$58,001.16 | \$0.00 | \$0.00 | \$58,001.16 | \$58,001.16 | \$0.00 |
| 3530 | Instalación, reparación y mantenimiento de equipo de có | \$0.00 | \$1,117,180.00 | \$1,117,180.00 | \$1,117,180.00 | \$1,117,180.00 | \$0.00 | \$0.00 | \$1,117,180.00 | \$1,117,180.00 | \$0.00 |
| 3531 | Instalación, reparación y mantenimiento de equipo de có | \$0.00 | \$1,117,180.00 | \$1,117,180.00 | \$1,117,180.00 | \$1,117,180.00 | \$0.00 | \$0.00 | \$1,117,180.00 | \$1,117,180.00 | \$0.00 |
| 3540 | Instalación, reparación y mantenimiento de equipo e inst | \$1,500.00 | \$0.00 | \$1,500.00 | \$0.00 | \$0.00 | \$0.00 | \$1,500.00 | \$0.00 | \$0.00 | \$0.00 |
| 3541 | Instalación, reparación y mantenimiento de equipo e inst | \$1,500.00 | \$0.00 | \$1,500.00 | \$0.00 | \$0.00 | \$0.00 | \$1,500.00 | \$0.00 | \$0.00 | \$0.00 |
| 3550 | Reparación y mantenimiento de equipo de transporte | \$168,000.00 | -\$6,067.96 | \$161,932.04 | \$153,493.37 | \$153,493.37 | \$0.00 | \$8,438.67 | \$153,493.37 | \$153,493.37 | \$0.00 |
| 3551 | Reparación y mantenimiento de equipo de transporte | \$168,000.00 | -\$6,067.96 | \$161,932.04 | \$153,493.37 | \$153,493.37 | \$0.00 | \$8,438.67 | \$153,493.37 | \$153,493.37 | \$0.00 |
| 3570 | Instalación, reparación y mantenimiento de maquinaria, t | \$90,000.00 | -\$41,953.60 | \$48,046.40 | \$9,860.00 | \$9,860.00 | \$0.00 | \$38,186.40 | \$9,860.00 | \$9,860.00 | \$0.00 |
| 3571 | Instalación, reparación y mantenimiento de maquinaria, t | \$90,000.00 | -\$41,953.60 | \$48,046.40 | \$9,860.00 | \$9,860.00 | \$0.00 | \$38,186.40 | \$9,860.00 | \$9,860.00 | \$0.00 |
| 3580 | Servicios de limpieza y manejo de desechos | \$1,636,270.47 | -\$25,261.70 | \$1,611,008.77 | \$806,686.50 | \$806,686.50 | \$0.00 | \$804,322.27 | \$806,686.50 | \$806,686.50 | \$0.00 |
| 3581 | Servicios de limpieza y manejo de desechos | \$1,636,270.47 | -\$25,261.70 | \$1,611,008.77 | \$806,686.50 | \$806,686.50 | \$0.00 | \$804,322.27 | \$806,686.50 | \$806,686.50 | \$0.00 |
| 3590 | Servicios de jardinería y fumigación | \$988,739.84 | -\$46,130.64 | \$922,609.20 | \$384,375.50 | \$384,375.50 | \$0.00 | \$538,233.70 | \$384,375.50 | \$384,375.50 | \$0.00 |
| 3591 | Servicios de jardinería y fumigación | \$988,739.84 | -\$46,130.64 | \$922,609.20 | \$384,375.50 | \$384,375.50 | \$0.00 | \$538,233.70 | \$384,375.50 | \$384,375.50 | \$0.00 |
| 3600 | SERVICIOS DE COMUNICACIÓN SOCIAL Y PUBLICI | \$755,058.38 | -\$503,561.22 | \$251,497.16 | \$214,990.76 | \$214,990.76 | \$0.00 | \$36,506.40 | \$214,990.76 | \$214,990.76 | \$0.00 |
| 3620 | Difusión por radio, televisión y otros medios de mensajes | \$755,058.38 | -\$503,561.22 | \$251,497.16 | \$214,990.76 | \$214,990.76 | \$0.00 | \$36,506.40 | \$214,990.76 | \$214,990.76 | \$0.00 |



Universidad Tecnológica de Huejutzingo
ESTADO DE PUEBLA

Estado del Ejercicio del Presupuesto por Capítulo del Gasto Al 31/jul./2018

Fecha y hora de impresión: 07/ago./2018 01:04 p. m.
 Usuario: ggulierrez
 Reporte: rptEstadoPresupuestoEgresos

| Objeto del Gasto | Aprobado | Ampliaciones / (Reducciones) | Presupuesto Vigente | Comprometido | Presupuesto Disponible para Comprometer | | Devengado | Comprometido No Devengado | Presupuesto Sin Devenagar | Ejercido | Pagado | Cuentas por Pagar Deuda |
|--|----------------|------------------------------|---------------------|----------------|---|----------------|----------------|---------------------------|---------------------------|----------------|----------------|-------------------------|
| | | | | | Comprometido | Disponibilidad | | | | | | |
| 3621 Difusión por radio, televisión y otros medios de mensajer. | \$755,058.38 | -\$503,561.22 | \$251,497.16 | \$214,990.76 | \$36,506.40 | \$214,990.76 | \$214,990.76 | \$0.00 | \$36,506.40 | \$214,990.76 | \$214,990.76 | \$0.00 |
| 3700 SERVICIOS DE TRASLADO Y VIÁTICOS | \$603,403.02 | -\$171,207.72 | \$432,195.30 | \$251,743.14 | \$180,452.16 | \$251,743.14 | \$251,743.14 | \$0.00 | \$180,452.16 | \$251,743.14 | \$251,743.14 | \$0.00 |
| 3710 Pasajes aéreos | \$100,000.00 | -\$59,243.64 | \$40,756.36 | \$27,038.65 | \$13,717.71 | \$27,038.65 | \$27,038.65 | \$0.00 | \$13,717.71 | \$27,038.65 | \$27,038.65 | \$0.00 |
| 3711 Pasajes Aéreos Nacionales | \$60,000.00 | -\$28,317.06 | \$31,682.94 | \$17,965.23 | \$13,717.71 | \$17,965.23 | \$17,965.23 | \$0.00 | \$13,717.71 | \$17,965.23 | \$17,965.23 | \$0.00 |
| 3712 Pasajes Aéreos Internacionales | \$40,000.00 | -\$30,926.58 | \$9,073.42 | \$9,073.42 | \$0.00 | \$9,073.42 | \$9,073.42 | \$0.00 | \$0.00 | \$9,073.42 | \$9,073.42 | \$0.00 |
| 3720 Pasajes terrestres | \$62,456.00 | -\$31,332.00 | \$31,124.00 | \$23,769.82 | \$27,354.18 | \$23,769.82 | \$23,769.82 | \$0.00 | \$27,354.18 | \$23,769.82 | \$23,769.82 | \$0.00 |
| 3721 Pasajes terrestres Nacionales | \$62,456.00 | -\$31,332.00 | \$31,124.00 | \$23,769.82 | \$27,354.18 | \$23,769.82 | \$23,769.82 | \$0.00 | \$27,354.18 | \$23,769.82 | \$23,769.82 | \$0.00 |
| 3750 Viáticos en el país | \$325,947.02 | -\$2,332.08 | \$323,614.94 | \$189,063.67 | \$134,551.27 | \$189,063.67 | \$189,063.67 | \$0.00 | \$134,551.27 | \$189,063.67 | \$189,063.67 | \$0.00 |
| 3751 Viáticos en el país | \$325,947.02 | -\$2,332.08 | \$323,614.94 | \$189,063.67 | \$134,551.27 | \$189,063.67 | \$189,063.67 | \$0.00 | \$134,551.27 | \$189,063.67 | \$189,063.67 | \$0.00 |
| 3760 Viáticos en el extranjero | \$70,000.00 | -\$70,000.00 | \$0.00 | \$0.00 | \$0.00 | \$0.00 | \$0.00 | \$0.00 | \$0.00 | \$0.00 | \$0.00 | \$0.00 |
| 3761 Viáticos en el extranjero | \$70,000.00 | -\$70,000.00 | \$0.00 | \$0.00 | \$0.00 | \$0.00 | \$0.00 | \$0.00 | \$0.00 | \$0.00 | \$0.00 | \$0.00 |
| 3790 Otros servicios de traslado y hospedaje | \$25,000.00 | -\$6,309.00 | \$18,691.00 | \$11,871.00 | \$4,829.00 | \$11,871.00 | \$11,871.00 | \$0.00 | \$4,829.00 | \$11,871.00 | \$11,871.00 | \$0.00 |
| 3791 Otros servicios de traslado y hospedaje | \$25,000.00 | -\$6,309.00 | \$18,691.00 | \$11,871.00 | \$4,829.00 | \$11,871.00 | \$11,871.00 | \$0.00 | \$4,829.00 | \$11,871.00 | \$11,871.00 | \$0.00 |
| 3800 SERVICIOS OFICIALES | \$1,163,120.00 | -\$497,574.64 | \$665,545.36 | \$280,672.10 | \$384,873.26 | \$280,672.10 | \$280,672.10 | \$0.00 | \$384,873.26 | \$280,672.10 | \$280,672.10 | \$0.00 |
| 3810 Gastos de ceremonial | \$180,000.00 | -\$115,467.98 | \$44,532.02 | \$14,973.92 | \$29,558.10 | \$14,973.92 | \$14,973.92 | \$0.00 | \$29,558.10 | \$14,973.92 | \$14,973.92 | \$0.00 |
| 3811 Gastos de ceremonial | \$180,000.00 | -\$115,467.98 | \$44,532.02 | \$14,973.92 | \$29,558.10 | \$14,973.92 | \$14,973.92 | \$0.00 | \$29,558.10 | \$14,973.92 | \$14,973.92 | \$0.00 |
| 3820 Gastos de orden social y cultural | \$478,120.00 | -\$75,156.05 | \$402,963.95 | \$148,072.57 | \$253,889.38 | \$148,072.57 | \$148,072.57 | \$0.00 | \$253,889.38 | \$148,072.57 | \$148,072.57 | \$0.00 |
| 3821 Gastos de orden social y cultural | \$478,120.00 | -\$75,156.05 | \$402,963.95 | \$148,072.57 | \$253,889.38 | \$148,072.57 | \$148,072.57 | \$0.00 | \$253,889.38 | \$148,072.57 | \$148,072.57 | \$0.00 |
| 3830 Congresos y convenciones | \$395,000.00 | -\$285,114.62 | \$109,885.38 | \$65,100.00 | \$40,785.38 | \$65,100.00 | \$65,100.00 | \$0.00 | \$40,785.38 | \$65,100.00 | \$65,100.00 | \$0.00 |
| 3831 Congresos y convenciones | \$395,000.00 | -\$285,114.62 | \$109,885.38 | \$65,100.00 | \$40,785.38 | \$65,100.00 | \$65,100.00 | \$0.00 | \$40,785.38 | \$65,100.00 | \$65,100.00 | \$0.00 |
| 3840 Exposiciones | \$10,000.00 | \$0.00 | \$10,000.00 | \$0.00 | \$10,000.00 | \$0.00 | \$0.00 | \$0.00 | \$10,000.00 | \$0.00 | \$0.00 | \$0.00 |
| 3841 Exposiciones | \$10,000.00 | \$0.00 | \$10,000.00 | \$0.00 | \$10,000.00 | \$0.00 | \$0.00 | \$0.00 | \$10,000.00 | \$0.00 | \$0.00 | \$0.00 |
| 3850 Gastos de representación | \$120,000.00 | -\$16,833.99 | \$103,166.01 | \$52,525.61 | \$50,640.40 | \$52,525.61 | \$52,525.61 | \$0.00 | \$50,640.40 | \$52,525.61 | \$52,525.61 | \$0.00 |
| 3851 Gastos de representación | \$120,000.00 | -\$16,833.99 | \$103,166.01 | \$52,525.61 | \$50,640.40 | \$52,525.61 | \$52,525.61 | \$0.00 | \$50,640.40 | \$52,525.61 | \$52,525.61 | \$0.00 |
| 3900 OTROS SERVICIOS GENERALES | \$8,203,152.42 | -\$888,139.31 | \$7,315,013.11 | \$3,604,531.70 | \$3,711,227.41 | \$3,604,531.70 | \$3,604,531.70 | \$0.00 | \$3,711,227.41 | \$3,457,898.70 | \$3,457,898.70 | \$146,633.00 |
| 3920 Impuestos y derechos | \$5,161,113.86 | -\$1,036,482.04 | \$4,124,631.82 | \$2,031,825.00 | \$2,092,806.82 | \$2,031,825.00 | \$2,031,825.00 | \$0.00 | \$2,092,806.82 | \$2,031,825.00 | \$2,031,825.00 | \$0.00 |
| 3921 Impuestos y derechos | \$5,161,113.86 | -\$1,036,482.04 | \$4,124,631.82 | \$2,031,825.00 | \$2,092,806.82 | \$2,031,825.00 | \$2,031,825.00 | \$0.00 | \$2,092,806.82 | \$2,031,825.00 | \$2,031,825.00 | \$0.00 |
| 3980 Impuesto sobre nóminas y otros que se deriven de una r | \$1,922,254.56 | \$226,928.73 | \$2,149,183.29 | \$1,084,294.52 | \$1,064,888.77 | \$1,084,294.52 | \$1,084,294.52 | \$0.00 | \$1,064,888.77 | \$937,661.52 | \$937,661.52 | \$146,633.00 |
| 3981 Impuesto sobre nóminas y otros que se deriven de una r | \$1,922,254.56 | \$226,928.73 | \$2,149,183.29 | \$1,084,294.52 | \$1,064,888.77 | \$1,084,294.52 | \$1,084,294.52 | \$0.00 | \$1,064,888.77 | \$937,661.52 | \$937,661.52 | \$146,633.00 |
| 3990 Otros servicios generales | \$1,119,784.00 | -\$71,840.00 | \$1,047,944.00 | \$488,412.18 | \$559,531.82 | \$488,412.18 | \$488,412.18 | \$0.00 | \$559,531.82 | \$488,412.18 | \$488,412.18 | \$0.00 |
| 3991 Otros servicios generales | \$1,119,784.00 | -\$71,840.00 | \$1,047,944.00 | \$488,412.18 | \$559,531.82 | \$488,412.18 | \$488,412.18 | \$0.00 | \$559,531.82 | \$488,412.18 | \$488,412.18 | \$0.00 |
| 4000 TRANSFERENCIAS, ASIGNACIONES, SUBSIDIOS | \$458,202.46 | \$109,355.89 | \$567,558.35 | \$515,761.14 | \$51,797.21 | \$515,761.14 | \$515,761.14 | \$0.00 | \$51,797.21 | \$515,761.14 | \$515,761.14 | \$0.00 |
| 4100 TRANSFERENCIAS INTERNAS Y ASIGNACIONES AL | \$10,202.46 | \$0.00 | \$10,202.46 | \$10,202.46 | \$0.00 | \$10,202.46 | \$10,202.46 | \$0.00 | \$0.00 | \$10,202.46 | \$10,202.46 | \$0.00 |
| 4150 Transferencias internas otorgadas a entidades paraestatales | \$10,202.46 | \$0.00 | \$10,202.46 | \$10,202.46 | \$0.00 | \$10,202.46 | \$10,202.46 | \$0.00 | \$0.00 | \$10,202.46 | \$10,202.46 | \$0.00 |



Universidad Tecnológica de Huejotzingo ESTADO DE PUEBLA

Estado del Ejercicio del Presupuesto por Capítulo del Gasto Al 31/jul/2018

Fecha y hora de impresión: 07ago.2018 01:04 p. m.
 Usuario: aguilerez
 Reporte: rptEstadoPresupuestoEgresos

| Objeto del Gasto | Aprobado | Ampliaciones / (Reducciones) | Presupuesto Vigente | Comprometido | Presupuesto Disponible para Comprometer | Devengado | Comprometido No Devengado | Presupuesto Sin Devengar | Ejercicio | Pagado | Cuentas por Pagar Deuda |
|---|-----------------------|------------------------------|-----------------------|-----------------------|---|-----------------------|---------------------------|--------------------------|-----------------------|-----------------------|-------------------------|
| Transferencias internas otorgadas a entidades paraestatal | \$10,202.46 | \$0.00 | \$10,202.46 | \$10,202.46 | \$0.00 | \$10,202.46 | \$0.00 | \$0.00 | \$10,202.46 | \$10,202.46 | \$0.00 |
| AYUDAS SOCIALES | \$448,000.00 | \$109,355.89 | \$557,355.89 | \$505,558.68 | \$51,797.21 | \$505,558.68 | \$0.00 | \$51,797.21 | \$505,558.68 | \$505,558.68 | \$0.00 |
| Ayudas sociales a personas | \$0.00 | \$1,705.00 | \$1,705.00 | \$1,705.00 | \$0.00 | \$1,705.00 | \$0.00 | \$0.00 | \$1,705.00 | \$1,705.00 | \$0.00 |
| Ayudas sociales a personas | \$0.00 | \$1,705.00 | \$1,705.00 | \$1,705.00 | \$0.00 | \$1,705.00 | \$0.00 | \$0.00 | \$1,705.00 | \$1,705.00 | \$0.00 |
| Becas y otras ayudas para programas de capacitación | \$38,000.00 | \$0.00 | \$38,000.00 | \$38,000.00 | \$0.00 | \$38,000.00 | \$0.00 | \$38,000.00 | \$0.00 | \$0.00 | \$0.00 |
| Becas y otras ayudas para programas de capacitación | \$38,000.00 | \$0.00 | \$38,000.00 | \$38,000.00 | \$0.00 | \$38,000.00 | \$0.00 | \$38,000.00 | \$0.00 | \$0.00 | \$0.00 |
| Ayudas sociales a actividades científicas o académicas | \$410,000.00 | \$107,650.89 | \$517,650.89 | \$503,853.68 | \$13,797.21 | \$503,853.68 | \$0.00 | \$13,797.21 | \$503,853.68 | \$503,853.68 | \$0.00 |
| Ayudas sociales a actividades científicas o académicas | \$410,000.00 | \$107,650.89 | \$517,650.89 | \$503,853.68 | \$13,797.21 | \$503,853.68 | \$0.00 | \$13,797.21 | \$503,853.68 | \$503,853.68 | \$0.00 |
| BIENES MUEBLES, INMUEBLES E INTANGIBLE | \$4,887,889.50 | \$394,492.41 | \$5,282,381.91 | \$4,682,473.85 | \$599,908.06 | \$4,682,473.85 | \$0.00 | \$599,908.06 | \$4,682,473.85 | \$4,646,513.85 | \$35,960.00 |
| MOBILIARIO Y EQUIPO DE ADMINISTRACIÓN | \$3,667,814.19 | \$812,576.62 | \$4,480,390.81 | \$4,069,682.75 | \$410,708.06 | \$4,069,682.75 | \$0.00 | \$410,708.06 | \$4,069,682.75 | \$4,069,682.75 | \$0.00 |
| Muebles de oficina y estantería | \$1,438,387.61 | \$229,788.14 | \$1,668,175.75 | \$1,667,621.19 | \$554.56 | \$1,667,621.19 | \$0.00 | \$554.56 | \$1,667,621.19 | \$1,667,621.19 | \$0.00 |
| Muebles de oficina y estantería | \$1,438,387.61 | \$229,788.14 | \$1,668,175.75 | \$1,667,621.19 | \$554.56 | \$1,667,621.19 | \$0.00 | \$554.56 | \$1,667,621.19 | \$1,667,621.19 | \$0.00 |
| Muebles, excepto de oficina y estantería | \$507,651.99 | -\$507,651.99 | \$0.00 | \$0.00 | \$0.00 | \$0.00 | \$0.00 | \$0.00 | \$0.00 | \$0.00 | \$0.00 |
| Muebles, excepto de oficina y estantería | \$507,651.99 | -\$507,651.99 | \$0.00 | \$0.00 | \$0.00 | \$0.00 | \$0.00 | \$0.00 | \$0.00 | \$0.00 | \$0.00 |
| Equipo de cómputo y de tecnología de la información | \$1,699,891.45 | \$930,323.61 | \$2,630,215.06 | \$2,402,061.56 | \$228,153.50 | \$2,402,061.56 | \$0.00 | \$228,153.50 | \$2,402,061.56 | \$2,402,061.56 | \$0.00 |
| Equipo de cómputo y de tecnología de la información | \$1,699,891.45 | \$930,323.61 | \$2,630,215.06 | \$2,402,061.56 | \$228,153.50 | \$2,402,061.56 | \$0.00 | \$228,153.50 | \$2,402,061.56 | \$2,402,061.56 | \$0.00 |
| Otros mobiliarios y equipos de administración | \$21,883.14 | \$160,116.86 | \$182,000.00 | \$0.00 | \$182,000.00 | \$0.00 | \$0.00 | \$182,000.00 | \$0.00 | \$0.00 | \$0.00 |
| Otros mobiliarios y equipos de administración | \$21,883.14 | \$160,116.86 | \$182,000.00 | \$0.00 | \$182,000.00 | \$0.00 | \$0.00 | \$182,000.00 | \$0.00 | \$0.00 | \$0.00 |
| MOBILIARIO Y EQUIPO EDUCACIONAL Y RECREATI | \$878,553.87 | -\$367,451.56 | \$511,102.31 | \$371,902.31 | \$139,200.00 | \$371,902.31 | \$0.00 | \$139,200.00 | \$371,902.31 | \$371,902.31 | \$0.00 |
| Equipos y aparatos audiovisuales | \$878,553.87 | -\$506,651.56 | \$371,902.31 | \$371,902.31 | \$0.00 | \$371,902.31 | \$0.00 | \$0.00 | \$371,902.31 | \$371,902.31 | \$0.00 |
| Equipos y aparatos audiovisuales | \$878,553.87 | -\$506,651.56 | \$371,902.31 | \$371,902.31 | \$0.00 | \$371,902.31 | \$0.00 | \$0.00 | \$371,902.31 | \$371,902.31 | \$0.00 |
| Otro mobiliario y equipo educacional y recreativo | \$0.00 | \$139,200.00 | \$139,200.00 | \$0.00 | \$139,200.00 | \$0.00 | \$0.00 | \$139,200.00 | \$0.00 | \$0.00 | \$0.00 |
| Otro mobiliario y equipo educacional y recreativo | \$0.00 | \$139,200.00 | \$139,200.00 | \$0.00 | \$139,200.00 | \$0.00 | \$0.00 | \$139,200.00 | \$0.00 | \$0.00 | \$0.00 |
| MAQUINARIA, OTROS EQUIPOS Y HERRAMIENTAS | \$341,521.44 | -\$50,632.65 | \$290,888.79 | \$240,888.79 | \$50,000.00 | \$240,888.79 | \$0.00 | \$50,000.00 | \$240,888.79 | \$204,928.79 | \$35,960.00 |
| Maquinaria y equipo industrial | \$0.00 | \$23,200.00 | \$23,200.00 | \$23,200.00 | \$0.00 | \$23,200.00 | \$0.00 | \$0.00 | \$0.00 | \$0.00 | \$23,200.00 |
| Maquinaria y equipo industrial | \$0.00 | \$23,200.00 | \$23,200.00 | \$23,200.00 | \$0.00 | \$23,200.00 | \$0.00 | \$0.00 | \$0.00 | \$0.00 | \$23,200.00 |
| Sistemas de aire acondicionado, calefacción y de refri | \$187,136.52 | -\$75,441.76 | \$111,694.76 | \$111,694.76 | \$0.00 | \$111,694.76 | \$0.00 | \$0.00 | \$111,694.76 | \$111,694.76 | \$0.00 |
| Sistemas de aire acondicionado, calefacción y de refri | \$187,136.52 | -\$75,441.76 | \$111,694.76 | \$111,694.76 | \$0.00 | \$111,694.76 | \$0.00 | \$0.00 | \$111,694.76 | \$111,694.76 | \$0.00 |
| Equipo de comunicación y telecomunicación | \$56,887.14 | -\$77.67 | \$56,809.47 | \$56,809.47 | \$0.00 | \$56,809.47 | \$0.00 | \$0.00 | \$56,809.47 | \$56,809.47 | \$0.00 |
| Equipo de comunicación y telecomunicación | \$56,887.14 | -\$77.67 | \$56,809.47 | \$56,809.47 | \$0.00 | \$56,809.47 | \$0.00 | \$0.00 | \$56,809.47 | \$56,809.47 | \$0.00 |
| Equipos de generación eléctrica, aparatos y accesorios | \$0.00 | \$24,118.44 | \$24,118.44 | \$24,118.44 | \$0.00 | \$24,118.44 | \$0.00 | \$0.00 | \$24,118.44 | \$24,118.44 | \$0.00 |
| Equipos de generación eléctrica, aparatos y accesorios | \$0.00 | \$24,118.44 | \$24,118.44 | \$24,118.44 | \$0.00 | \$24,118.44 | \$0.00 | \$0.00 | \$24,118.44 | \$24,118.44 | \$0.00 |
| Herramientas y máquinas-herramienta | \$90,000.00 | -\$40,000.00 | \$50,000.00 | \$0.00 | \$50,000.00 | \$0.00 | \$0.00 | \$50,000.00 | \$0.00 | \$0.00 | \$0.00 |
| Herramientas y máquinas-herramienta | \$90,000.00 | -\$40,000.00 | \$50,000.00 | \$0.00 | \$50,000.00 | \$0.00 | \$0.00 | \$50,000.00 | \$0.00 | \$0.00 | \$0.00 |





**Universidad Tecnológica de Huejotzingo
ESTADO DE PUEBLA**


Estado del Ejercicio del Presupuesto por Capítulo del Gasto Al 31/jul./2018

Fecha y hora de impresión: 07/ago./2018 01:04 p. m.
 Usuario: aguilerez
 Reporte: rptEstadoPresupuestoEgresos

| Objeto del Gasto | Aprobado | Ampliaciones/ (Reducciones) | Presupuesto Vigente | Comprometido | Presupuesto Disponible para Comprometer | Devengado | Comprometido | | Presupuesto Sin Devengar | Ejercido | Pagado | Cuentas por Pagar Deuda |
|--------------------|-------------------------|--------------------------------|-------------------------|------------------------|---|------------------------|---------------|------------------------|-----------------------------|------------------------|------------------------|----------------------------|
| | | | | | | | No Devengado | Devengado | | | | |
| 5690 Otros equipos | \$7,497.78 | \$17,568.34 | \$25,066.12 | \$25,066.12 | \$0.00 | \$25,066.12 | \$0.00 | \$0.00 | \$0.00 | \$12,306.12 | \$12,306.12 | \$12,760.00 |
| 5691 Otros equipos | \$7,497.78 | \$17,568.34 | \$25,066.12 | \$25,066.12 | \$0.00 | \$25,066.12 | \$0.00 | \$0.00 | \$0.00 | \$12,306.12 | \$12,306.12 | \$12,760.00 |
| Total | \$111,287,836.61 | \$4,045,071.98 | \$115,332,908.59 | \$67,811,133.32 | \$53,551,775.27 | \$67,811,133.32 | \$0.00 | \$53,551,775.27 | \$53,551,775.27 | \$67,206,371.55 | \$67,206,371.55 | \$674,761.77 |


 MTRO. CARLOS ANTONIO ISLAS BAUTISTA
 ENCARGADO DEL DESPACHO DE LA RECTORÍA


 MTRO. ENRIQUE MARTINEZ MUNOZ
 SUBDIRECTOR DE SERVICIOS ADMINISTRATIVOS


 C.P. CARLOS ALBERTO MORAN GOMEZ
 JEFE DE RECURSOS FINANCIEROS Y CONTABILIDAD



Universidad Tecnológica de Huejutzingo ESTADO DE PUEBLA

Estado del Ejercicio del Presupuesto por Fuente de Financiamiento Al 31/jul./2018

Fecha y hora de impresión: 07/ago./2018 01:07 p. m.
 Usuario: ggutierrez
 Reporte: rptEstadoPresupuestoEgresos_FF

| Código | Fuente de Financiamiento | Objeto del Gasto | Ampliaciones / Reducciones | | Presupuesto Vigente | Presupuesto Disponible para Comprometer | | Devengado | Comprometido No Devengado | Presupuesto Sin Devenegar | Ejercicio | Pagado | Cuentas por Pagar | Deuda |
|-----------|---|------------------|----------------------------|----------------|---------------------|---|-----------------|-----------------|---------------------------|---------------------------|-----------------|-----------------|-------------------|--------|
| | | | Aprobado | (Reducciones) | | Comprometido | Disponibilidad | | | | | | | |
| 01 | SUBSIDIO ORDINARIO FEDERAL 2018 | | | | | | | | | | | | | |
| 1000 | SERVICIOS PERSONALES | | \$40,193,310.62 | \$3,337,599.90 | \$43,530,910.52 | \$21,268,663.11 | \$22,262,247.41 | \$21,268,663.11 | \$0.00 | \$22,262,247.41 | \$21,218,799.63 | \$21,218,799.63 | \$49,863.48 | \$0.00 |
| 1100 | REMUNERACIONES AL PERSONAL DE CARÁCTER F | | \$16,422,766.02 | -\$793,318.22 | \$15,629,447.80 | \$9,660,976.53 | \$5,968,471.27 | \$9,660,976.53 | \$0.00 | \$5,968,471.27 | \$9,660,976.53 | \$9,660,976.53 | \$0.00 | \$0.00 |
| 1130 | Sueldos base al personal permanente | | \$16,422,766.02 | -\$793,318.22 | \$15,629,447.80 | \$9,660,976.53 | \$5,968,471.27 | \$9,660,976.53 | \$0.00 | \$5,968,471.27 | \$9,660,976.53 | \$9,660,976.53 | \$0.00 | \$0.00 |
| 1132 | Sueldo Base al Personal de Confianza | | \$16,422,766.02 | -\$793,318.22 | \$15,629,447.80 | \$9,660,976.53 | \$5,968,471.27 | \$9,660,976.53 | \$0.00 | \$5,968,471.27 | \$9,660,976.53 | \$9,660,976.53 | \$0.00 | \$0.00 |
| 1200 | REMUNERACION DE CARÁCTER EVENTUAL | | \$10,326,937.69 | \$369,756.98 | \$10,696,694.67 | \$6,339,501.16 | \$4,357,193.51 | \$6,339,501.16 | \$0.00 | \$4,357,193.51 | \$6,339,501.16 | \$6,339,501.16 | \$0.00 | \$0.00 |
| 1220 | Sueldos base al personal eventual | | \$10,326,937.69 | \$369,756.98 | \$10,696,694.67 | \$6,339,501.16 | \$4,357,193.51 | \$6,339,501.16 | \$0.00 | \$4,357,193.51 | \$6,339,501.16 | \$6,339,501.16 | \$0.00 | \$0.00 |
| 1221 | Sueldos base al personal eventual | | \$10,326,937.69 | \$369,756.98 | \$10,696,694.67 | \$6,339,501.16 | \$4,357,193.51 | \$6,339,501.16 | \$0.00 | \$4,357,193.51 | \$6,339,501.16 | \$6,339,501.16 | \$0.00 | \$0.00 |
| 1300 | REMUNERACIONES ADICIONALES Y ESPECIALES | | \$4,498,239.35 | \$3,372,578.80 | \$7,870,818.15 | \$133,276.53 | \$7,737,541.62 | \$133,276.53 | \$0.00 | \$7,737,541.62 | \$133,276.53 | \$133,276.53 | \$0.00 | \$0.00 |
| 1320 | Primas de vacaciones, dominical y gratificación de fin de | | \$4,498,239.35 | \$3,372,578.80 | \$7,870,818.15 | \$133,276.53 | \$7,737,541.62 | \$133,276.53 | \$0.00 | \$7,737,541.62 | \$133,276.53 | \$133,276.53 | \$0.00 | \$0.00 |
| 1321 | Primas de vacaciones y Dominical | | \$1,505,329.85 | \$85,605.86 | \$1,590,935.71 | \$22,851.51 | \$1,568,084.20 | \$22,851.51 | \$0.00 | \$1,568,084.20 | \$22,851.51 | \$22,851.51 | \$0.00 | \$0.00 |
| 1322 | Gratificación de fin de año | | \$2,992,909.50 | \$3,286,972.94 | \$6,279,882.44 | \$110,425.02 | \$6,169,457.42 | \$110,425.02 | \$0.00 | \$6,169,457.42 | \$110,425.02 | \$110,425.02 | \$0.00 | \$0.00 |
| 1400 | SEGURIDAD SOCIAL | | \$7,124,305.46 | \$8,737.95 | \$7,133,043.41 | \$3,885,899.68 | \$3,247,143.73 | \$3,885,899.68 | \$0.00 | \$3,247,143.73 | \$3,836,036.20 | \$3,836,036.20 | \$49,863.48 | \$0.00 |
| 1410 | Aportaciones de seguridad social | | \$6,593,176.40 | \$17,230.03 | \$6,610,406.43 | \$3,651,264.80 | \$2,959,141.63 | \$3,651,264.80 | \$0.00 | \$2,959,141.63 | \$3,601,401.32 | \$3,601,401.32 | \$49,863.48 | \$0.00 |
| 1411 | Aportaciones de seguridad social | | \$6,593,176.40 | \$17,230.03 | \$6,610,406.43 | \$3,651,264.80 | \$2,959,141.63 | \$3,651,264.80 | \$0.00 | \$2,959,141.63 | \$3,601,401.32 | \$3,601,401.32 | \$49,863.48 | \$0.00 |
| 1430 | Aportaciones al sistema para el retiro | | \$531,129.06 | -\$8,492.08 | \$522,636.98 | \$234,634.88 | \$288,002.10 | \$234,634.88 | \$0.00 | \$288,002.10 | \$234,634.88 | \$234,634.88 | \$0.00 | \$0.00 |
| 1431 | Aportaciones al sistema para el retiro | | \$531,129.06 | -\$8,492.08 | \$522,636.98 | \$234,634.88 | \$288,002.10 | \$234,634.88 | \$0.00 | \$288,002.10 | \$234,634.88 | \$234,634.88 | \$0.00 | \$0.00 |
| 1500 | OTRAS PRESTACIONES SOCIALES Y ECONÓMICAS | | \$1,821,062.10 | \$379,844.39 | \$2,200,906.49 | \$1,249,009.21 | \$951,897.28 | \$1,249,009.21 | \$0.00 | \$951,897.28 | \$1,249,009.21 | \$1,249,009.21 | \$0.00 | \$0.00 |
| 1530 | Prestaciones y haberes de retiro | | \$2,228.68 | -\$45.03 | \$2,183.65 | \$2,183.65 | \$0.00 | \$2,183.65 | \$0.00 | \$0.00 | \$2,183.65 | \$2,183.65 | \$0.00 | \$0.00 |
| 1531 | Prestaciones y haberes de retiro | | \$2,228.68 | -\$45.03 | \$2,183.65 | \$2,183.65 | \$0.00 | \$2,183.65 | \$0.00 | \$0.00 | \$2,183.65 | \$2,183.65 | \$0.00 | \$0.00 |
| 1540 | Prestaciones contractuales | | \$1,818,833.42 | \$379,889.42 | \$2,198,722.84 | \$1,246,825.56 | \$951,897.28 | \$1,246,825.56 | \$0.00 | \$951,897.28 | \$1,246,825.56 | \$1,246,825.56 | \$0.00 | \$0.00 |
| 1541 | Prestaciones contractuales | | \$1,818,833.42 | \$379,889.42 | \$2,198,722.84 | \$1,246,825.56 | \$951,897.28 | \$1,246,825.56 | \$0.00 | \$951,897.28 | \$1,246,825.56 | \$1,246,825.56 | \$0.00 | \$0.00 |
| 2000 | MATERIALES Y SUMINISTROS | | \$911,533.86 | -\$97,428.42 | \$814,105.44 | \$529,241.86 | \$284,863.58 | \$529,241.86 | \$0.00 | \$284,863.58 | \$529,241.86 | \$529,241.86 | \$0.00 | \$0.00 |
| 2100 | MATERIALES DE ADMINISTRACIÓN, EMISIÓN DE DC | | \$360,444.31 | -\$190,785.69 | \$159,658.62 | \$91,297.43 | \$88,360.19 | \$91,297.43 | \$0.00 | \$88,360.19 | \$91,297.43 | \$91,297.43 | \$0.00 | \$0.00 |
| 2110 | Materiales, útiles y equipos menores de oficina | | \$183,794.85 | -\$109,863.98 | \$82,930.87 | \$47,812.80 | \$35,118.07 | \$47,812.80 | \$0.00 | \$35,118.07 | \$47,812.80 | \$47,812.80 | \$0.00 | \$0.00 |
| 2111 | Materiales, útiles y equipos menores de oficina | | \$183,794.85 | -\$109,863.98 | \$82,930.87 | \$47,812.80 | \$35,118.07 | \$47,812.80 | \$0.00 | \$35,118.07 | \$47,812.80 | \$47,812.80 | \$0.00 | \$0.00 |
| 2120 | Materiales y útiles de impresión y reproducción | | \$33,779.68 | -\$24,617.07 | \$9,162.61 | \$1,689.79 | \$7,472.82 | \$1,689.79 | \$0.00 | \$7,472.82 | \$1,689.79 | \$1,689.79 | \$0.00 | \$0.00 |
| 2121 | Materiales y útiles de impresión y reproducción | | \$33,779.68 | -\$24,617.07 | \$9,162.61 | \$1,689.79 | \$7,472.82 | \$1,689.79 | \$0.00 | \$7,472.82 | \$1,689.79 | \$1,689.79 | \$0.00 | \$0.00 |
| 2140 | Materiales, útiles y equipos menores de tecnologías de la | | \$92,775.00 | -\$67,892.70 | \$24,882.30 | \$10,970.23 | \$13,912.07 | \$10,970.23 | \$0.00 | \$13,912.07 | \$10,970.23 | \$10,970.23 | \$0.00 | \$0.00 |
| 2141 | Materiales, útiles y equipos menores de tecnologías de la | | \$92,775.00 | -\$67,892.70 | \$24,882.30 | \$10,970.23 | \$13,912.07 | \$10,970.23 | \$0.00 | \$13,912.07 | \$10,970.23 | \$10,970.23 | \$0.00 | \$0.00 |



Universidad Tecnológica de Huejutzingo
ESTADO DE PUEBLA

Estado del Ejercicio del Presupuesto por Fuente de Financiamiento Al 31/jul./2018

Fecha y hora de impresión: 07/ago./2018 01:07 p. m.
 Usuario: agudierrez
 Reporte: rptEstadoPresupuestoEgresos_FF

| Objeto del Gasto | Presupuesto Disponible para Comprometer | | | | Presupuesto | | | Cuentas por Pagar | | |
|--|---|------------------------------|---------------------|--------------|--------------|---------------------------|---------------------------|-------------------|--------------|--------|
| | Aprobado | Ampliaciones / (Reducciones) | Presupuesto Vigente | Comprometido | Devengado | Comprometido No Devengado | Presupuesto Sin Devenagar | Ejercido | Pagado | Deuda |
| 2150 Material impreso e información digital | \$2,800.00 | -\$1,000.00 | \$1,800.00 | \$0.00 | \$0.00 | \$0.00 | \$1,800.00 | \$0.00 | \$0.00 | \$0.00 |
| 2151 Material impreso e información digital | \$2,800.00 | -\$1,000.00 | \$1,800.00 | \$0.00 | \$0.00 | \$0.00 | \$1,800.00 | \$0.00 | \$0.00 | \$0.00 |
| 2160 Material de limpieza | \$0.00 | \$7,394.10 | \$7,394.10 | \$7,130.91 | \$7,130.91 | \$0.00 | \$263.19 | \$7,130.91 | \$7,130.91 | \$0.00 |
| 2161 Material de limpieza | \$0.00 | \$7,394.10 | \$7,394.10 | \$7,130.91 | \$7,130.91 | \$0.00 | \$263.19 | \$7,130.91 | \$7,130.91 | \$0.00 |
| 2170 Materiales y útiles de enseñanza | \$37,294.78 | -\$3,807.04 | \$33,487.74 | \$23,693.70 | \$23,693.70 | \$0.00 | \$9,794.04 | \$23,693.70 | \$23,693.70 | \$0.00 |
| 2171 Materiales y útiles de enseñanza | \$37,294.78 | -\$3,807.04 | \$33,487.74 | \$23,693.70 | \$23,693.70 | \$0.00 | \$9,794.04 | \$23,693.70 | \$23,693.70 | \$0.00 |
| 2200 ALIMENTOS Y UTENSILIOS | \$146,600.00 | -\$17,690.98 | \$128,909.02 | \$90,505.48 | \$90,505.48 | \$0.00 | \$38,403.54 | \$90,505.48 | \$90,505.48 | \$0.00 |
| 2210 Productos alimenticios para personas | \$127,000.00 | -\$29,797.55 | \$97,202.45 | \$68,857.67 | \$68,857.67 | \$0.00 | \$28,344.78 | \$68,857.67 | \$68,857.67 | \$0.00 |
| 2211 Productos alimenticios para personas | \$127,000.00 | -\$29,797.55 | \$97,202.45 | \$68,857.67 | \$68,857.67 | \$0.00 | \$28,344.78 | \$68,857.67 | \$68,857.67 | \$0.00 |
| 2220 Productos alimenticios para animales | \$9,600.00 | -\$1,893.43 | \$7,706.57 | \$2,814.00 | \$2,814.00 | \$0.00 | \$4,892.57 | \$2,814.00 | \$2,814.00 | \$0.00 |
| 2221 Productos alimenticios para animales | \$9,600.00 | -\$1,893.43 | \$7,706.57 | \$2,814.00 | \$2,814.00 | \$0.00 | \$4,892.57 | \$2,814.00 | \$2,814.00 | \$0.00 |
| 2230 Utensilios para el servicio de alimentación | \$10,000.00 | \$14,000.00 | \$24,000.00 | \$18,833.81 | \$18,833.81 | \$0.00 | \$5,166.19 | \$18,833.81 | \$18,833.81 | \$0.00 |
| 2231 Utensilios para el servicio de alimentación | \$10,000.00 | \$14,000.00 | \$24,000.00 | \$18,833.81 | \$18,833.81 | \$0.00 | \$5,166.19 | \$18,833.81 | \$18,833.81 | \$0.00 |
| 2400 MATERIALES Y ARTÍCULOS DE CONSTRUCCIÓN Y I | \$7,700.00 | \$29,626.22 | \$37,326.22 | \$28,159.70 | \$28,159.70 | \$0.00 | \$9,166.52 | \$28,159.70 | \$28,159.70 | \$0.00 |
| 2430 Cal, yeso y productos de yeso | \$1,500.00 | \$0.00 | \$1,500.00 | \$617.70 | \$617.70 | \$0.00 | \$882.30 | \$617.70 | \$617.70 | \$0.00 |
| 2431 Cal, yeso y productos de yeso | \$1,500.00 | \$0.00 | \$1,500.00 | \$617.70 | \$617.70 | \$0.00 | \$882.30 | \$617.70 | \$617.70 | \$0.00 |
| 2440 Madera y productos de madera | \$0.00 | \$2,988.48 | \$2,988.48 | \$2,903.48 | \$2,903.48 | \$0.00 | \$85.00 | \$2,903.48 | \$2,903.48 | \$0.00 |
| 2441 Madera y productos de madera | \$0.00 | \$2,988.48 | \$2,988.48 | \$2,903.48 | \$2,903.48 | \$0.00 | \$85.00 | \$2,903.48 | \$2,903.48 | \$0.00 |
| 2450 Vidrio y productos de vidrio | \$600.00 | \$1,827.88 | \$2,427.88 | \$2,427.88 | \$2,427.88 | \$0.00 | \$0.00 | \$2,427.88 | \$2,427.88 | \$0.00 |
| 2451 Vidrio y productos de vidrio | \$600.00 | \$1,827.88 | \$2,427.88 | \$2,427.88 | \$2,427.88 | \$0.00 | \$0.00 | \$2,427.88 | \$2,427.88 | \$0.00 |
| 2460 Material eléctrico y electrónico | \$800.00 | \$12,727.89 | \$13,527.89 | \$12,967.93 | \$12,967.93 | \$0.00 | \$559.96 | \$12,967.93 | \$12,967.93 | \$0.00 |
| 2461 Material eléctrico y electrónico | \$800.00 | \$12,727.89 | \$13,527.89 | \$12,967.93 | \$12,967.93 | \$0.00 | \$559.96 | \$12,967.93 | \$12,967.93 | \$0.00 |
| 2470 Artículos metálicos para la construcción | \$4,800.00 | \$0.00 | \$4,800.00 | \$1,798.08 | \$1,798.08 | \$0.00 | \$3,001.92 | \$1,798.08 | \$1,798.08 | \$0.00 |
| 2471 Artículos metálicos para la construcción | \$4,800.00 | \$0.00 | \$4,800.00 | \$1,798.08 | \$1,798.08 | \$0.00 | \$3,001.92 | \$1,798.08 | \$1,798.08 | \$0.00 |
| 2490 Otros materiales y artículos de construcción y reparación | \$0.00 | \$12,081.97 | \$12,081.97 | \$7,444.63 | \$7,444.63 | \$0.00 | \$4,637.34 | \$7,444.63 | \$7,444.63 | \$0.00 |
| 2491 Otros materiales y artículos de construcción y reparación | \$0.00 | \$12,081.97 | \$12,081.97 | \$7,444.63 | \$7,444.63 | \$0.00 | \$4,637.34 | \$7,444.63 | \$7,444.63 | \$0.00 |
| 2500 PRODUCTOS QUÍMICOS, FARMACÉUTICOS Y DE LA | \$0.00 | \$4,478.13 | \$4,478.13 | \$4,478.13 | \$4,478.13 | \$0.00 | \$0.00 | \$4,478.13 | \$4,478.13 | \$0.00 |
| 2560 Fibras sintéticas, hules, plásticos y derivados | \$0.00 | \$4,478.13 | \$4,478.13 | \$4,478.13 | \$4,478.13 | \$0.00 | \$0.00 | \$4,478.13 | \$4,478.13 | \$0.00 |
| 2561 Fibras sintéticas, hules, plásticos y derivados | \$0.00 | \$4,478.13 | \$4,478.13 | \$4,478.13 | \$4,478.13 | \$0.00 | \$0.00 | \$4,478.13 | \$4,478.13 | \$0.00 |
| 2600 COMBUSTIBLES, LUBRICANTES Y ADITIVOS | \$335,044.00 | \$18,177.81 | \$353,221.81 | \$193,519.71 | \$193,519.71 | \$0.00 | \$159,702.10 | \$193,519.71 | \$193,519.71 | \$0.00 |
| 2610 Combustibles, lubricantes y aditivos | \$335,044.00 | \$18,177.81 | \$353,221.81 | \$193,519.71 | \$193,519.71 | \$0.00 | \$159,702.10 | \$193,519.71 | \$193,519.71 | \$0.00 |



Universidad Tecnológica de Huejutzingo ESTADO DE PUEBLA

Estado del Ejercicio del Presupuesto por Fuente de Financiamiento Al 31/jul./2018

Fecha y hora de impresión: 07/ago./2018 01:07 p. m.
 Usuario: ggilierrez
 Reporte: rptEstadoPresupuestoEgresos_FF

| Objeto del Gasto | Presupuesto | | | | Cuentas por Pagar | | | | | |
|---|----------------|------------------------------|---------------------|-----------------------------|-------------------|---------------------------|---------------------------|----------------|----------------|------------|
| | Aprobado | Ampliaciones / (Reducciones) | Presupuesto Vigente | Disponible para Comprometer | Devengado | Comprometido No Devengado | Presupuesto Sin Devenegar | Ejercido | Pagado | Deuda |
| 2611 Combustibles | \$320,004.00 | \$25,827.25 | \$345,831.25 | \$155,831.78 | \$189,999.47 | \$0.00 | \$155,831.78 | \$189,999.47 | \$189,999.47 | \$0.00 |
| 2612 Lubricantes y Aditivos | \$15,040.00 | -\$7,649.44 | \$7,390.56 | \$3,870.32 | \$3,520.24 | \$0.00 | \$3,870.32 | \$3,520.24 | \$3,520.24 | \$0.00 |
| 2700 VESTUARIO, BLANCOS, PRENDAS DE PROTECCIÓN | \$9,870.55 | -\$6,870.55 | \$3,000.00 | \$1,260.01 | \$1,739.99 | \$0.00 | \$1,260.01 | \$1,739.99 | \$1,739.99 | \$0.00 |
| 2710 Vestuario y uniformes | \$2,000.00 | -\$1,000.00 | \$1,000.00 | \$500.00 | \$500.00 | \$0.00 | \$500.00 | \$500.00 | \$500.00 | \$0.00 |
| 2711 Vestuario y uniformes | \$2,000.00 | -\$1,000.00 | \$1,000.00 | \$500.00 | \$500.00 | \$0.00 | \$500.00 | \$500.00 | \$500.00 | \$0.00 |
| 2730 Artículos deportivos | \$5,000.00 | -\$3,000.00 | \$2,000.00 | \$760.01 | \$1,239.99 | \$0.00 | \$760.01 | \$1,239.99 | \$1,239.99 | \$0.00 |
| 2731 Artículos deportivos | \$5,000.00 | -\$3,000.00 | \$2,000.00 | \$760.01 | \$1,239.99 | \$0.00 | \$760.01 | \$1,239.99 | \$1,239.99 | \$0.00 |
| 2740 Productos textiles | \$2,870.55 | -\$2,870.55 | \$0.00 | \$0.00 | \$0.00 | \$0.00 | \$0.00 | \$0.00 | \$0.00 | \$0.00 |
| 2741 Productos textiles | \$2,870.55 | -\$2,870.55 | \$0.00 | \$0.00 | \$0.00 | \$0.00 | \$0.00 | \$0.00 | \$0.00 | \$0.00 |
| 2900 HERRAMIENTAS, REFACCIONES Y ACCESORIOS MI | \$61,875.00 | \$65,637.64 | \$127,512.64 | \$7,971.22 | \$119,541.42 | \$0.00 | \$7,971.22 | \$119,541.42 | \$119,541.42 | \$0.00 |
| 2910 Herramientas menores | \$0.00 | \$2,000.00 | \$2,000.00 | \$29.12 | \$1,970.88 | \$0.00 | \$29.12 | \$1,970.88 | \$1,970.88 | \$0.00 |
| 2911 Herramientas menores | \$0.00 | \$2,000.00 | \$2,000.00 | \$29.12 | \$1,970.88 | \$0.00 | \$29.12 | \$1,970.88 | \$1,970.88 | \$0.00 |
| 2920 Refacciones y accesorios menores de edificios | \$0.00 | \$2,500.00 | \$2,500.00 | \$599.72 | \$599.72 | \$0.00 | \$1,900.28 | \$599.72 | \$599.72 | \$0.00 |
| 2921 Refacciones y accesorios menores de edificios | \$0.00 | \$2,500.00 | \$2,500.00 | \$599.72 | \$599.72 | \$0.00 | \$1,900.28 | \$599.72 | \$599.72 | \$0.00 |
| 2930 Refacciones y accesorios menores de mobiliario y equip | \$0.00 | \$2,500.00 | \$2,500.00 | \$312.04 | \$312.04 | \$0.00 | \$2,187.96 | \$312.04 | \$312.04 | \$0.00 |
| 2931 Refacciones y accesorios menores de mobiliario y equip | \$0.00 | \$2,500.00 | \$2,500.00 | \$312.04 | \$312.04 | \$0.00 | \$2,187.96 | \$312.04 | \$312.04 | \$0.00 |
| 2940 Refacciones y accesorios menores de equipo de cómput | \$25,875.00 | \$30,278.90 | \$56,153.90 | \$1,618.92 | \$54,534.98 | \$0.00 | \$1,618.92 | \$54,534.98 | \$54,534.98 | \$0.00 |
| 2941 Refacciones y accesorios menores de equipo de cómput | \$25,875.00 | \$30,278.90 | \$56,153.90 | \$1,618.92 | \$54,534.98 | \$0.00 | \$1,618.92 | \$54,534.98 | \$54,534.98 | \$0.00 |
| 2960 Refacciones y accesorios menores de equipo de transpo | \$36,000.00 | \$20,418.34 | \$56,418.34 | \$0.00 | \$56,418.34 | \$0.00 | \$0.00 | \$56,418.34 | \$56,418.34 | \$0.00 |
| 2961 Refacciones y accesorios menores de equipo de transpo | \$36,000.00 | \$20,418.34 | \$56,418.34 | \$0.00 | \$56,418.34 | \$0.00 | \$0.00 | \$56,418.34 | \$56,418.34 | \$0.00 |
| 2980 Refacciones y accesorios menores otros bienes muebles | \$0.00 | \$7,940.40 | \$7,940.40 | \$5,705.46 | \$5,705.46 | \$0.00 | \$2,234.94 | \$5,705.46 | \$5,705.46 | \$0.00 |
| 2981 Refacciones y accesorios menores otros bienes muebles | \$0.00 | \$7,940.40 | \$7,940.40 | \$5,705.46 | \$5,705.46 | \$0.00 | \$2,234.94 | \$5,705.46 | \$5,705.46 | \$0.00 |
| 3000 SERVICIOS GENERALES | \$2,952,078.52 | -\$1,223,181.00 | \$1,728,897.04 | \$263,801.85 | \$1,465,095.19 | \$0.00 | \$263,801.85 | \$1,456,799.19 | \$1,456,799.19 | \$8,296.00 |
| 3100 SERVICIOS BÁSICOS | \$93,944.00 | \$42,789.28 | \$136,733.28 | \$63,752.40 | \$63,752.40 | \$0.00 | \$63,752.40 | \$63,752.40 | \$63,752.40 | \$0.00 |
| 3110 Energía eléctrica | \$0.00 | \$35,057.65 | \$35,057.65 | \$0.00 | \$35,057.65 | \$0.00 | \$0.00 | \$35,057.65 | \$35,057.65 | \$0.00 |
| 3111 Energía eléctrica | \$0.00 | \$35,057.65 | \$35,057.65 | \$0.00 | \$35,057.65 | \$0.00 | \$0.00 | \$35,057.65 | \$35,057.65 | \$0.00 |
| 3120 Gas | \$20,000.00 | \$0.00 | \$20,000.00 | \$6,002.76 | \$13,997.24 | \$0.00 | \$6,002.76 | \$13,997.24 | \$13,997.24 | \$0.00 |
| 3121 Gas | \$20,000.00 | \$0.00 | \$20,000.00 | \$6,002.76 | \$13,997.24 | \$0.00 | \$6,002.76 | \$13,997.24 | \$13,997.24 | \$0.00 |
| 3140 Telefonía tradicional | \$0.00 | \$57,540.98 | \$57,540.98 | \$0.00 | \$0.00 | \$0.00 | \$0.00 | \$0.00 | \$0.00 | \$0.00 |
| 3141 Telefonía tradicional | \$0.00 | \$57,540.98 | \$57,540.98 | \$0.00 | \$0.00 | \$0.00 | \$0.00 | \$0.00 | \$0.00 | \$0.00 |
| 3150 Telefonía celular | \$12,000.00 | -\$11,176.00 | \$824.00 | \$0.00 | \$824.00 | \$0.00 | \$0.00 | \$824.00 | \$824.00 | \$0.00 |



Universidad Tecnológica de Huejotzingo ESTADO DE PUEBLA

Estado del Ejercicio del Presupuesto por Fuente de Financiamiento Al 31/jul./2018

Fecha y hora de impresión: 07/ago./2018 01:07 p. m.
 Usuario: ggutierrez
 Reporte: rptEstadoPresupuestoEgresos_FF

| Objeto del Gasto | Presupuesto Disponible para Comprometer | | | | | | | | | | Cuentas por Pagar | | |
|--|---|------------------------------|---------------------|--------------|----------------|--------------|---------------------------|---------------------------|--------------|--------------|-------------------|--|--|
| | Aprobado | Ampliaciones / (Reducciones) | Presupuesto Vigente | Comprometido | Disponibilidad | Devengado | Comprometido No Devengado | Presupuesto Sin Devenegar | Ejercido | Pagado | Deuda | | |
| 3151 Telefonía celular | \$12,000.00 | -\$11,176.00 | \$824.00 | \$824.00 | \$0.00 | \$824.00 | \$0.00 | \$0.00 | \$824.00 | \$824.00 | \$0.00 | | |
| 3170 Servicios de acceso de Internet, redes y procesamiento (| \$46,944.00 | -\$30,840.00 | \$16,104.00 | \$11,136.00 | \$4,968.00 | \$11,136.00 | \$0.00 | \$4,968.00 | \$11,136.00 | \$11,136.00 | \$0.00 | | |
| 3171 Servicios de acceso de Internet, redes y procesamiento (| \$46,944.00 | -\$30,840.00 | \$16,104.00 | \$11,136.00 | \$4,968.00 | \$11,136.00 | \$0.00 | \$4,968.00 | \$11,136.00 | \$11,136.00 | \$0.00 | | |
| 3180 Servicios postales y telegráficos | \$15,000.00 | -\$7,793.35 | \$7,206.65 | \$2,737.51 | \$4,469.14 | \$2,737.51 | \$0.00 | \$4,469.14 | \$2,737.51 | \$2,737.51 | \$0.00 | | |
| 3181 Servicios postales y telegráficos | \$15,000.00 | -\$7,793.35 | \$7,206.65 | \$2,737.51 | \$4,469.14 | \$2,737.51 | \$0.00 | \$4,469.14 | \$2,737.51 | \$2,737.51 | \$0.00 | | |
| 3200 SERVICIOS DE ARRENDAMIENTO | \$41,435.20 | \$61,246.72 | \$102,681.92 | \$92,559.94 | \$10,121.98 | \$92,559.94 | \$0.00 | \$10,121.98 | \$92,559.94 | \$92,559.94 | \$0.00 | | |
| 3220 Arrendamiento de edificios | \$0.00 | \$7,192.00 | \$7,192.00 | \$5,753.60 | \$1,438.40 | \$5,753.60 | \$0.00 | \$1,438.40 | \$5,753.60 | \$5,753.60 | \$0.00 | | |
| 3221 Arrendamiento de edificios | \$0.00 | \$7,192.00 | \$7,192.00 | \$5,753.60 | \$1,438.40 | \$5,753.60 | \$0.00 | \$1,438.40 | \$5,753.60 | \$5,753.60 | \$0.00 | | |
| 3230 Arrendamiento de mobiliario y equipo de administración, | \$14,095.20 | \$0.00 | \$14,095.20 | \$7,047.60 | \$7,047.60 | \$7,047.60 | \$0.00 | \$7,047.60 | \$7,047.60 | \$7,047.60 | \$0.00 | | |
| 3231 Arrendamiento de mobiliario y equipo de administración, | \$14,095.20 | \$0.00 | \$14,095.20 | \$7,047.60 | \$7,047.60 | \$7,047.60 | \$0.00 | \$7,047.60 | \$7,047.60 | \$7,047.60 | \$0.00 | | |
| 3250 Arrendamiento de equipo de transporte | \$0.00 | \$20,050.00 | \$20,050.00 | \$20,050.00 | \$0.00 | \$20,050.00 | \$0.00 | \$0.00 | \$20,050.00 | \$20,050.00 | \$0.00 | | |
| 3251 Arrendamiento de equipo de transporte | \$0.00 | \$20,050.00 | \$20,050.00 | \$20,050.00 | \$0.00 | \$20,050.00 | \$0.00 | \$0.00 | \$20,050.00 | \$20,050.00 | \$0.00 | | |
| 3260 Arrendamiento de maquinaria, otros equipos y herramier | \$16,704.00 | -\$16,704.00 | \$0.00 | \$0.00 | \$0.00 | \$0.00 | \$0.00 | \$0.00 | \$0.00 | \$0.00 | \$0.00 | | |
| 3261 Arrendamiento de maquinaria, otros equipos y herramier | \$16,704.00 | -\$16,704.00 | \$0.00 | \$0.00 | \$0.00 | \$0.00 | \$0.00 | \$0.00 | \$0.00 | \$0.00 | \$0.00 | | |
| 3270 Arrendamiento de activos intangibles | \$0.00 | \$12,500.00 | \$12,500.00 | \$11,500.02 | \$999.98 | \$11,500.02 | \$0.00 | \$999.98 | \$11,500.02 | \$11,500.02 | \$0.00 | | |
| 3271 Arrendamiento de activos intangibles | \$0.00 | \$12,500.00 | \$12,500.00 | \$11,500.02 | \$999.98 | \$11,500.02 | \$0.00 | \$999.98 | \$11,500.02 | \$11,500.02 | \$0.00 | | |
| 3280 Otros arrendamientos | \$10,636.00 | \$38,208.72 | \$48,844.72 | \$48,208.72 | \$636.00 | \$48,208.72 | \$0.00 | \$636.00 | \$48,208.72 | \$48,208.72 | \$0.00 | | |
| 3291 Otros arrendamientos | \$10,636.00 | \$38,208.72 | \$48,844.72 | \$48,208.72 | \$636.00 | \$48,208.72 | \$0.00 | \$636.00 | \$48,208.72 | \$48,208.72 | \$0.00 | | |
| 3300 SERVICIOS PROFESIONALES, CIENTÍFICOS, TÉCNIC | \$94,824.80 | \$76,729.11 | \$171,553.91 | \$154,224.16 | \$17,329.75 | \$154,224.16 | \$0.00 | \$17,329.75 | \$145,928.16 | \$145,928.16 | \$8,296.00 | | |
| 3310 Servicios legales, de contabilidad, auditoría y relacionad | \$12,142.00 | -\$4,348.49 | \$7,795.51 | \$1,000.00 | \$6,795.51 | \$1,000.00 | \$0.00 | \$6,795.51 | \$1,000.00 | \$1,000.00 | \$0.00 | | |
| 3311 Servicios legales, de contabilidad, auditoría y relacionad | \$12,142.00 | -\$4,348.49 | \$7,795.51 | \$1,000.00 | \$6,795.51 | \$1,000.00 | \$0.00 | \$6,795.51 | \$1,000.00 | \$1,000.00 | \$0.00 | | |
| 3320 Servicios de diseño, arquitectura, ingeniería y actividades | \$0.00 | \$43,000.00 | \$43,000.00 | \$43,000.00 | \$0.00 | \$43,000.00 | \$0.00 | \$0.00 | \$43,000.00 | \$43,000.00 | \$0.00 | | |
| 3321 Servicios de diseño, arquitectura, ingeniería y actividades | \$0.00 | \$43,000.00 | \$43,000.00 | \$43,000.00 | \$0.00 | \$43,000.00 | \$0.00 | \$0.00 | \$43,000.00 | \$43,000.00 | \$0.00 | | |
| 3340 Servicios de capacitación | \$0.00 | \$50,568.40 | \$50,568.40 | \$50,568.40 | \$0.00 | \$50,568.40 | \$0.00 | \$0.00 | \$50,568.40 | \$50,568.40 | \$0.00 | | |
| 3341 Servicios de capacitación | \$0.00 | \$50,568.40 | \$50,568.40 | \$50,568.40 | \$0.00 | \$50,568.40 | \$0.00 | \$0.00 | \$50,568.40 | \$50,568.40 | \$0.00 | | |
| 3360 Servicios de apoyo administrativo, fotocopiado e impresit | \$50,282.80 | -\$21,438.80 | \$28,846.00 | \$18,311.76 | \$10,534.24 | \$18,311.76 | \$0.00 | \$10,534.24 | \$18,311.76 | \$18,311.76 | \$0.00 | | |
| 3361 Servicios de apoyo administrativo, fotocopiado e impresit | \$50,282.80 | -\$21,438.80 | \$28,846.00 | \$18,311.76 | \$10,534.24 | \$18,311.76 | \$0.00 | \$10,534.24 | \$18,311.76 | \$18,311.76 | \$0.00 | | |
| 3380 Servicios de vigilancia | \$32,400.00 | -\$13,304.00 | \$19,096.00 | \$19,096.00 | \$0.00 | \$19,096.00 | \$0.00 | \$0.00 | \$19,096.00 | \$19,096.00 | \$8,296.00 | | |
| 3381 Servicios de vigilancia | \$32,400.00 | -\$13,304.00 | \$19,096.00 | \$19,096.00 | \$0.00 | \$19,096.00 | \$0.00 | \$0.00 | \$19,096.00 | \$19,096.00 | \$8,296.00 | | |
| 3390 Servicios profesionales, científicos y técnicos integrales | \$0.00 | \$22,248.00 | \$22,248.00 | \$22,248.00 | \$0.00 | \$22,248.00 | \$0.00 | \$0.00 | \$22,248.00 | \$22,248.00 | \$0.00 | | |
| 3391 Servicios profesionales, científicos y técnicos integrales | \$0.00 | \$22,248.00 | \$22,248.00 | \$22,248.00 | \$0.00 | \$22,248.00 | \$0.00 | \$0.00 | \$22,248.00 | \$22,248.00 | \$0.00 | | |



Universidad Tecnológica de Huejutzingo ESTADO DE PUEBLA

Estado del Ejercicio del Presupuesto por Fuente de Financiamiento Al 31/jul./2018

Fecha y hora de impresión: 07/ago./2018 01:07 p. m.
 Usuario: rptEstadoPresupuestoEgresos_FF

| Objeto del Gasto | Fuente de Financiamiento | Ampliaciones / (Reducciones) | Aprobado | Presupuesto Vigente | Presupuesto Disponible para | | | Comprometido No Devengado | Presupuesto Sin Devengar | Ejercido | Pagado | Cuentas por Pagar Deuda |
|------------------|---|------------------------------|--------------|---------------------|-----------------------------|-------------|--------------|---------------------------|--------------------------|--------------|--------------|-------------------------|
| | | | | | Comprometido | Comprometer | Devengado | | | | | |
| 3400 | SERVICIOS FINANCIEROS, BANCARIOS Y COMERCI | \$51,273.02 | \$21,745.46 | \$73,018.48 | \$62,035.46 | \$10,983.02 | \$62,035.46 | \$0.00 | \$10,983.02 | \$62,035.46 | \$62,035.46 | \$0.00 |
| 3410 | Servicios financieros y bancarios | \$12,367.98 | \$15,000.00 | \$27,367.98 | \$16,884.96 | \$10,483.02 | \$16,884.96 | \$0.00 | \$10,483.02 | \$16,884.96 | \$16,884.96 | \$0.00 |
| 3411 | Servicios financieros y bancarios | \$12,367.98 | \$15,000.00 | \$27,367.98 | \$16,884.96 | \$10,483.02 | \$16,884.96 | \$0.00 | \$10,483.02 | \$16,884.96 | \$16,884.96 | \$0.00 |
| 3450 | Seguro de bienes patrimoniales | \$28,349.04 | \$6,745.46 | \$35,094.50 | \$34,594.50 | \$500.00 | \$34,594.50 | \$0.00 | \$500.00 | \$34,594.50 | \$34,594.50 | \$0.00 |
| 3451 | Seguro de bienes patrimoniales | \$28,349.04 | \$6,745.46 | \$35,094.50 | \$34,594.50 | \$500.00 | \$34,594.50 | \$0.00 | \$500.00 | \$34,594.50 | \$34,594.50 | \$0.00 |
| 3470 | Fletes y mantobras | \$10,556.00 | \$0.00 | \$10,556.00 | \$10,556.00 | \$0.00 | \$10,556.00 | \$0.00 | \$0.00 | \$10,556.00 | \$10,556.00 | \$0.00 |
| 3471 | Fletes y mantobras | \$10,556.00 | \$0.00 | \$10,556.00 | \$10,556.00 | \$0.00 | \$10,556.00 | \$0.00 | \$0.00 | \$10,556.00 | \$10,556.00 | \$0.00 |
| 3500 | SERVICIOS DE INSTALACIÓN, REPARACIÓN, MANTI | \$222,581.54 | \$194,816.76 | \$417,398.30 | \$399,137.93 | \$18,260.37 | \$399,137.93 | \$0.00 | \$18,260.37 | \$399,137.93 | \$399,137.93 | \$0.00 |
| 3510 | Conservación y mantenimiento menor de inmuebles | \$139,200.00 | \$0.00 | \$139,200.00 | \$139,200.00 | \$0.00 | \$139,200.00 | \$0.00 | \$0.00 | \$139,200.00 | \$139,200.00 | \$0.00 |
| 3511 | Conservación y mantenimiento menor de inmuebles | \$139,200.00 | \$0.00 | \$139,200.00 | \$139,200.00 | \$0.00 | \$139,200.00 | \$0.00 | \$0.00 | \$139,200.00 | \$139,200.00 | \$0.00 |
| 3520 | Instalación, reparación y mantenimiento de mobiliario y e | \$58,001.16 | \$0.00 | \$58,001.16 | \$58,001.16 | \$0.00 | \$58,001.16 | \$0.00 | \$0.00 | \$58,001.16 | \$58,001.16 | \$0.00 |
| 3521 | Instalación, reparación y mantenimiento de mobiliario y e | \$58,001.16 | \$0.00 | \$58,001.16 | \$58,001.16 | \$0.00 | \$58,001.16 | \$0.00 | \$0.00 | \$58,001.16 | \$58,001.16 | \$0.00 |
| 3530 | Instalación, reparación y mantenimiento de equipo de có | \$16,737.55 | \$0.00 | \$16,737.55 | \$16,737.55 | \$0.00 | \$16,737.55 | \$0.00 | \$0.00 | \$16,737.55 | \$16,737.55 | \$0.00 |
| 3531 | Instalación, reparación y mantenimiento de equipo de có | \$16,737.55 | \$0.00 | \$16,737.55 | \$16,737.55 | \$0.00 | \$16,737.55 | \$0.00 | \$0.00 | \$16,737.55 | \$16,737.55 | \$0.00 |
| 3550 | Reparación y mantenimiento de equipo de transporte | -\$9,168.00 | \$168,000.00 | \$158,832.00 | \$150,393.33 | \$8,438.67 | \$150,393.33 | \$0.00 | \$8,438.67 | \$150,393.33 | \$150,393.33 | \$0.00 |
| 3551 | Reparación y mantenimiento de equipo de transporte | -\$9,168.00 | \$168,000.00 | \$158,832.00 | \$150,393.33 | \$8,438.67 | \$150,393.33 | \$0.00 | \$8,438.67 | \$150,393.33 | \$150,393.33 | \$0.00 |
| 3580 | Servicios de limpieza y manejo de desechos | \$17,810.83 | \$18,076.92 | \$35,887.75 | \$31,209.29 | \$4,678.46 | \$31,209.29 | \$0.00 | \$4,678.46 | \$31,209.29 | \$31,209.29 | \$0.00 |
| 3581 | Servicios de limpieza y manejo de desechos | \$17,810.83 | \$18,076.92 | \$35,887.75 | \$31,209.29 | \$4,678.46 | \$31,209.29 | \$0.00 | \$4,678.46 | \$31,209.29 | \$31,209.29 | \$0.00 |
| 3590 | Servicios de jardinería y fumigación | \$0.00 | \$8,739.84 | \$8,739.84 | \$3,596.60 | \$5,143.24 | \$3,596.60 | \$0.00 | \$5,143.24 | \$3,596.60 | \$3,596.60 | \$0.00 |
| 3591 | Servicios de jardinería y fumigación | \$0.00 | \$8,739.84 | \$8,739.84 | \$3,596.60 | \$5,143.24 | \$3,596.60 | \$0.00 | \$5,143.24 | \$3,596.60 | \$3,596.60 | \$0.00 |
| 3600 | SERVICIOS DE COMUNICACIÓN SOCIAL Y PUBLICI | -\$303,027.22 | \$376,922.38 | \$73,895.16 | \$72,402.76 | \$1,492.40 | \$72,402.76 | \$0.00 | \$1,492.40 | \$72,402.76 | \$72,402.76 | \$0.00 |
| 3620 | Difusión por radio, televisión y otros medios de mensajer | -\$303,027.22 | \$376,922.38 | \$73,895.16 | \$72,402.76 | \$1,492.40 | \$72,402.76 | \$0.00 | \$1,492.40 | \$72,402.76 | \$72,402.76 | \$0.00 |
| 3621 | Difusión por radio, televisión y otros medios de mensajer | -\$303,027.22 | \$376,922.38 | \$73,895.16 | \$72,402.76 | \$1,492.40 | \$72,402.76 | \$0.00 | \$1,492.40 | \$72,402.76 | \$72,402.76 | \$0.00 |
| 3700 | SERVICIOS DE TRASLADO Y VIÁTICOS | -\$271,936.47 | \$555,000.00 | \$283,063.53 | \$228,766.52 | \$54,297.01 | \$228,766.52 | \$0.00 | \$54,297.01 | \$228,766.52 | \$228,766.52 | \$0.00 |
| 3710 | Pasajes aéreos | -\$84,581.85 | \$100,000.00 | \$15,418.05 | \$15,418.05 | \$0.00 | \$15,418.05 | \$0.00 | \$0.00 | \$15,418.05 | \$15,418.05 | \$0.00 |
| 3711 | Pasajes Aéreos Nacionales | -\$53,855.37 | \$60,000.00 | \$6,344.63 | \$6,344.63 | \$0.00 | \$6,344.63 | \$0.00 | \$0.00 | \$6,344.63 | \$6,344.63 | \$0.00 |
| 3712 | Pasajes Aéreos Internacionales | -\$30,726.48 | \$40,000.00 | \$9,073.42 | \$9,073.42 | \$0.00 | \$9,073.42 | \$0.00 | \$0.00 | \$9,073.42 | \$9,073.42 | \$0.00 |
| 3720 | Pasajes terrestres | -\$34,650.00 | \$75,000.00 | \$40,350.00 | \$21,081.82 | \$19,268.18 | \$21,081.82 | \$0.00 | \$19,268.18 | \$21,081.82 | \$21,081.82 | \$0.00 |
| 3721 | Pasajes terrestres Nacionales | -\$34,650.00 | \$75,000.00 | \$40,350.00 | \$21,081.82 | \$19,268.18 | \$21,081.82 | \$0.00 | \$19,268.18 | \$21,081.82 | \$21,081.82 | \$0.00 |
| 3750 | Viáticos en el país | -\$74,404.52 | \$285,000.00 | \$210,595.48 | \$180,395.65 | \$30,199.83 | \$180,395.65 | \$0.00 | \$30,199.83 | \$180,395.65 | \$180,395.65 | \$0.00 |
| 3751 | Viáticos en el país | -\$74,404.52 | \$285,000.00 | \$210,595.48 | \$180,395.65 | \$30,199.83 | \$180,395.65 | \$0.00 | \$30,199.83 | \$180,395.65 | \$180,395.65 | \$0.00 |



Universidad Tecnológica de Huejotzingo
ESTADO DE PUEBLA

Estado del Ejercicio del Presupuesto por Fuente de Financiamiento Al 31/Jul./2018

Fecha y hora de impresión: 07/ago./2018 01:07 p. m.
 Usuario: aguilera
 Reporte: rptEstadoPresupuestoEgresos_FF

| Objeto del Gasto | Fuente de Financiamiento | | | | Presupuesto Disponible para Comprometer | | | | Cuentas por Pagar Deuda | | | | |
|---|--------------------------|------------------------------|------------------------|------------------------|---|---------------------------|---------------------------|------------------------|-------------------------|------------------------|------------------------|------------------------|--------------------|
| | Aprobado | Ampliaciones / (Reducciones) | Presupuesto Vigente | Comprometido | Devengado | Comprometido No Devengado | Presupuesto Sin Devenegar | Ejercido | Pagado | | | | |
| 3760 Viáticos en el extranjero | \$70,000.00 | -\$70,000.00 | \$0.00 | \$0.00 | \$0.00 | \$0.00 | \$0.00 | \$0.00 | \$0.00 | \$0.00 | \$0.00 | \$0.00 | \$0.00 |
| 3761 Viáticos en el extranjero | \$70,000.00 | -\$70,000.00 | \$0.00 | \$0.00 | \$0.00 | \$0.00 | \$0.00 | \$0.00 | \$0.00 | \$0.00 | \$0.00 | \$0.00 | \$0.00 |
| 3790 Otros servicios de traslado y hospedaje | \$25,000.00 | -\$8,300.00 | \$16,700.00 | \$11,871.00 | \$4,829.00 | \$0.00 | \$4,829.00 | \$11,871.00 | \$11,871.00 | \$11,871.00 | \$11,871.00 | \$11,871.00 | \$0.00 |
| 3791 Otros servicios de traslado y hospedaje | \$25,000.00 | -\$8,300.00 | \$16,700.00 | \$11,871.00 | \$4,829.00 | \$0.00 | \$4,829.00 | \$11,871.00 | \$11,871.00 | \$11,871.00 | \$11,871.00 | \$11,871.00 | \$0.00 |
| 3800 SERVICIOS OFICIALES | \$638,138.60 | -\$439,162.96 | \$198,975.64 | \$156,543.64 | \$42,432.00 | \$0.00 | \$42,432.00 | \$156,543.64 | \$156,543.64 | \$156,543.64 | \$156,543.64 | \$156,543.64 | \$0.00 |
| 3810 Gastos de ceremonial | \$160,000.00 | -\$145,025.08 | \$14,973.92 | \$14,973.92 | \$0.00 | \$0.00 | \$0.00 | \$14,973.92 | \$14,973.92 | \$14,973.92 | \$14,973.92 | \$14,973.92 | \$0.00 |
| 3811 Gastos de ceremonial | \$160,000.00 | -\$145,025.08 | \$14,973.92 | \$14,973.92 | \$0.00 | \$0.00 | \$0.00 | \$14,973.92 | \$14,973.92 | \$14,973.92 | \$14,973.92 | \$14,973.92 | \$0.00 |
| 3820 Gastos de orden social y cultural | \$58,138.60 | -\$102.89 | \$58,035.71 | \$51,244.11 | \$6,791.60 | \$0.00 | \$6,791.60 | \$51,244.11 | \$51,244.11 | \$51,244.11 | \$51,244.11 | \$51,244.11 | \$0.00 |
| 3821 Gastos de orden social y cultural | \$58,138.60 | -\$102.89 | \$58,035.71 | \$51,244.11 | \$6,791.60 | \$0.00 | \$6,791.60 | \$51,244.11 | \$51,244.11 | \$51,244.11 | \$51,244.11 | \$51,244.11 | \$0.00 |
| 3830 Congresos y convenciones | \$300,000.00 | -\$262,206.00 | \$37,800.00 | \$37,800.00 | \$0.00 | \$0.00 | \$0.00 | \$37,800.00 | \$37,800.00 | \$37,800.00 | \$37,800.00 | \$37,800.00 | \$0.00 |
| 3831 Congresos y convenciones | \$300,000.00 | -\$262,206.00 | \$37,800.00 | \$37,800.00 | \$0.00 | \$0.00 | \$0.00 | \$37,800.00 | \$37,800.00 | \$37,800.00 | \$37,800.00 | \$37,800.00 | \$0.00 |
| 3850 Gastos de representación | \$120,000.00 | -\$31,833.99 | \$88,166.01 | \$52,525.61 | \$35,640.40 | \$0.00 | \$35,640.40 | \$52,525.61 | \$52,525.61 | \$52,525.61 | \$52,525.61 | \$52,525.61 | \$0.00 |
| 3851 Gastos de representación | \$120,000.00 | -\$31,833.99 | \$88,166.01 | \$52,525.61 | \$35,640.40 | \$0.00 | \$35,640.40 | \$52,525.61 | \$52,525.61 | \$52,525.61 | \$52,525.61 | \$52,525.61 | \$0.00 |
| 3900 OTROS SERVICIOS GENERALES | \$935,251.32 | -\$663,674.50 | \$271,576.82 | \$235,672.38 | \$35,904.44 | \$0.00 | \$35,904.44 | \$235,672.38 | \$235,672.38 | \$235,672.38 | \$235,672.38 | \$235,672.38 | \$0.00 |
| 3920 Impuestos y derechos | \$0.00 | \$111,460.96 | \$111,460.96 | \$76,819.00 | \$34,641.96 | \$0.00 | \$34,641.96 | \$76,819.00 | \$76,819.00 | \$76,819.00 | \$76,819.00 | \$76,819.00 | \$0.00 |
| 3921 Impuestos y derechos | \$0.00 | \$111,460.96 | \$111,460.96 | \$76,819.00 | \$34,641.96 | \$0.00 | \$34,641.96 | \$76,819.00 | \$76,819.00 | \$76,819.00 | \$76,819.00 | \$76,819.00 | \$0.00 |
| 3980 Impuesto sobre nóminas y otros que se derivan de una r | \$930,251.32 | -\$771,135.46 | \$159,115.86 | \$158,853.38 | \$262.48 | \$0.00 | \$262.48 | \$158,853.38 | \$158,853.38 | \$158,853.38 | \$158,853.38 | \$158,853.38 | \$0.00 |
| 3981 Impuesto sobre nóminas y otros que se derivan de una r | \$930,251.32 | -\$771,135.46 | \$159,115.86 | \$158,853.38 | \$262.48 | \$0.00 | \$262.48 | \$158,853.38 | \$158,853.38 | \$158,853.38 | \$158,853.38 | \$158,853.38 | \$0.00 |
| 3990 Otros servicios generales | \$5,000.00 | -\$4,000.00 | \$1,000.00 | \$0.00 | \$1,000.00 | \$0.00 | \$1,000.00 | \$0.00 | \$0.00 | \$0.00 | \$0.00 | \$0.00 | \$0.00 |
| 3991 Otros servicios generales | \$5,000.00 | -\$4,000.00 | \$1,000.00 | \$0.00 | \$1,000.00 | \$0.00 | \$1,000.00 | \$0.00 | \$0.00 | \$0.00 | \$0.00 | \$0.00 | \$0.00 |
| SUBSIDIO ORDINARIO FEDERAL 2011 | \$44,056,923.00 | -\$2,016,990.00 | \$46,073,913.00 | \$23,263,000.16 | \$22,810,912.84 | \$0.00 | \$22,810,912.84 | \$23,204,840.88 | \$23,204,840.88 | \$23,204,840.88 | \$23,204,840.88 | \$23,204,840.88 | \$58,199.48 |

02 SUBSIDIO ORDINARIO ESTATAL 2018

| | | | | | | | | | | | | | |
|---|-----------------|-----------------|-----------------|-----------------|-----------------|--------|-----------------|-----------------|-----------------|-----------------|-----------------|-----------------|-------------|
| 1000 SERVICIOS PERSONALES | \$40,193,310.62 | \$2,544,790.90 | \$42,738,101.52 | \$22,581,020.76 | \$20,157,080.76 | \$0.00 | \$20,157,080.76 | \$22,531,157.27 | \$22,531,157.27 | \$22,531,157.27 | \$22,531,157.27 | \$22,531,157.27 | \$49,863.49 |
| 1100 REMUNERACIONES AL PERSONAL DE CARÁCTER F | \$16,422,766.02 | \$2,173,606.49 | \$18,596,372.51 | \$9,729,520.91 | \$8,866,851.60 | \$0.00 | \$8,866,851.60 | \$9,729,520.91 | \$9,729,520.91 | \$9,729,520.91 | \$9,729,520.91 | \$9,729,520.91 | \$0.00 |
| 1130 Sueldos base al personal permanente | \$16,422,766.02 | \$2,173,606.49 | \$18,596,372.51 | \$9,729,520.91 | \$8,866,851.60 | \$0.00 | \$8,866,851.60 | \$9,729,520.91 | \$9,729,520.91 | \$9,729,520.91 | \$9,729,520.91 | \$9,729,520.91 | \$0.00 |
| 1132 Sueldo Base al Personal de Confianza | \$16,422,766.02 | \$2,173,606.49 | \$18,596,372.51 | \$9,729,520.91 | \$8,866,851.60 | \$0.00 | \$8,866,851.60 | \$9,729,520.91 | \$9,729,520.91 | \$9,729,520.91 | \$9,729,520.91 | \$9,729,520.91 | \$0.00 |
| 1200 REMUNERACION DE CARÁCTER EVENTUAL | \$10,326,937.69 | \$2,733,282.13 | \$13,060,219.82 | \$6,354,520.27 | \$6,705,699.55 | \$0.00 | \$6,705,699.55 | \$6,354,520.27 | \$6,354,520.27 | \$6,354,520.27 | \$6,354,520.27 | \$6,354,520.27 | \$0.00 |
| 1220 Sueldos base al personal eventual | \$10,326,937.69 | \$2,733,282.13 | \$13,060,219.82 | \$6,354,520.27 | \$6,705,699.55 | \$0.00 | \$6,705,699.55 | \$6,354,520.27 | \$6,354,520.27 | \$6,354,520.27 | \$6,354,520.27 | \$6,354,520.27 | \$0.00 |
| 1221 Sueldos base al personal eventual | \$10,326,937.69 | \$2,733,282.13 | \$13,060,219.82 | \$6,354,520.27 | \$6,705,699.55 | \$0.00 | \$6,705,699.55 | \$6,354,520.27 | \$6,354,520.27 | \$6,354,520.27 | \$6,354,520.27 | \$6,354,520.27 | \$0.00 |
| 1300 REMUNERACIONES ADICIONALES Y ESPECIALES | \$4,498,239.35 | -\$3,062,416... | \$1,435,822.70 | \$1,435,822.70 | \$0.00 | \$0.00 | \$0.00 | \$1,435,822.70 | \$1,435,822.70 | \$1,435,822.70 | \$1,435,822.70 | \$1,435,822.70 | \$0.00 |



Universidad Tecnológica de Huejutzingo ESTADO DE PUEBLA

Estado del Ejercicio del Presupuesto por Fuente de Financiamiento Al 31/jul./2018

Fecha y hora de impresión: 07/ago./2018 01:07 p. m.

Usc. ggullermez

Rep: rptEstadoPresupuestoEgresos_FF

| Objeto del Gasto | Fuente de Financiamiento | | | | Presupuesto Disponible para Comprometer | | | | Cuentas por Pagar | | | |
|--|--------------------------|------------------------------|---------------------|----------------|---|----------------|---------------------------|---------------------------|-------------------|----------------|-------------|--|
| | Aprobado | Ampliaciones / (Reducciones) | Presupuesto Vigente | Comprometido | Presupuesto Disponible para Comprometer | Devengado | Comprometido No Devengado | Presupuesto Sin Devenegar | Ejercido | Pagado | Pagar Deuda | |
| 1320 Primas de vacaciones, dominical y gratificación de fin de año | \$4,498,239.35 | -\$3,062,416.65 | \$1,435,822.70 | \$1,435,822.70 | \$0.00 | \$1,435,822.70 | \$0.00 | \$0.00 | \$1,435,822.70 | \$1,435,822.70 | \$0.00 | |
| 1321 Primas de vacaciones y Dominical | \$1,505,329.85 | -\$124,757.45 | \$1,380,572.40 | \$1,380,572.40 | \$0.00 | \$1,380,572.40 | \$0.00 | \$0.00 | \$1,380,572.40 | \$1,380,572.40 | \$0.00 | |
| 1322 Gratificación de fin de año | \$2,992,909.50 | -\$2,937,659.20 | \$55,250.30 | \$55,250.30 | \$0.00 | \$55,250.30 | \$0.00 | \$0.00 | \$55,250.30 | \$55,250.30 | \$0.00 | |
| 1400 SEGURIDAD SOCIAL | \$7,124,305.46 | \$120,762.63 | \$7,245,068.09 | \$3,817,043.90 | \$3,428,024.19 | \$3,817,043.90 | \$0.00 | \$3,428,024.19 | \$3,767,180.41 | \$3,767,180.41 | \$49,863.49 | |
| 1410 Aportaciones de seguridad social | \$6,593,176.40 | \$93,077.36 | \$6,686,253.76 | \$3,546,231.67 | \$3,140,022.09 | \$3,546,231.67 | \$0.00 | \$3,140,022.09 | \$3,496,368.18 | \$3,496,368.18 | \$49,863.49 | |
| 1411 Aportaciones de seguridad social | \$6,593,176.40 | \$93,077.36 | \$6,686,253.76 | \$3,546,231.67 | \$3,140,022.09 | \$3,546,231.67 | \$0.00 | \$3,140,022.09 | \$3,496,368.18 | \$3,496,368.18 | \$49,863.49 | |
| 1430 Aportaciones al sistema para el retiro | \$531,129.06 | \$27,685.27 | \$558,814.33 | \$270,812.23 | \$288,002.10 | \$270,812.23 | \$0.00 | \$288,002.10 | \$270,812.23 | \$270,812.23 | \$0.00 | |
| 1431 Aportaciones al sistema para el retiro | \$531,129.06 | \$27,685.27 | \$558,814.33 | \$270,812.23 | \$288,002.10 | \$270,812.23 | \$0.00 | \$288,002.10 | \$270,812.23 | \$270,812.23 | \$0.00 | |
| 1500 OTRAS PRESTACIONES SOCIALES Y ECONÓMICAS | \$1,821,062.10 | \$579,556.30 | \$2,400,618.40 | \$1,244,112.98 | \$1,156,505.42 | \$1,244,112.98 | \$0.00 | \$1,156,505.42 | \$1,244,112.98 | \$1,244,112.98 | \$0.00 | |
| 1530 Prestaciones y haberes de retiro | \$2,228.68 | \$3,296.84 | \$5,525.52 | \$1,381.38 | \$4,144.14 | \$1,381.38 | \$0.00 | \$4,144.14 | \$1,381.38 | \$1,381.38 | \$0.00 | |
| 1531 Prestaciones y haberes de retiro | \$2,228.68 | \$3,296.84 | \$5,525.52 | \$1,381.38 | \$4,144.14 | \$1,381.38 | \$0.00 | \$4,144.14 | \$1,381.38 | \$1,381.38 | \$0.00 | |
| 1540 Prestaciones contractuales | \$1,818,833.42 | \$576,259.46 | \$2,395,092.88 | \$1,242,731.60 | \$1,152,361.28 | \$1,242,731.60 | \$0.00 | \$1,152,361.28 | \$1,242,731.60 | \$1,242,731.60 | \$0.00 | |
| 1541 Prestaciones contractuales | \$1,818,833.42 | \$576,259.46 | \$2,395,092.88 | \$1,242,731.60 | \$1,152,361.28 | \$1,242,731.60 | \$0.00 | \$1,152,361.28 | \$1,242,731.60 | \$1,242,731.60 | \$0.00 | |
| 2000 MATERIALES Y SUMINISTROS | \$1,063,352.12 | -\$116,977.27 | \$946,374.85 | \$903,339.30 | \$43,035.55 | \$903,339.30 | \$0.00 | \$43,035.55 | \$903,339.30 | \$903,339.30 | \$0.00 | |
| 2100 MATERIALES DE ADMINISTRACIÓN, EMISIÓN DE DC | \$660,994.89 | -\$179,549.19 | \$481,445.70 | \$465,227.31 | \$16,218.39 | \$465,227.31 | \$0.00 | \$16,218.39 | \$465,227.31 | \$465,227.31 | \$0.00 | |
| 2110 Materiales, útiles y equipos menores de oficina | \$183,794.89 | -\$81,448.41 | \$102,346.48 | \$100,296.50 | \$2,049.98 | \$100,296.50 | \$0.00 | \$2,049.98 | \$100,296.50 | \$100,296.50 | \$0.00 | |
| 2111 Materiales, útiles y equipos menores de oficina | \$183,794.89 | -\$81,448.41 | \$102,346.48 | \$100,296.50 | \$2,049.98 | \$100,296.50 | \$0.00 | \$2,049.98 | \$100,296.50 | \$100,296.50 | \$0.00 | |
| 2120 Materiales y útiles de impresión y reproducción | \$60,000.00 | -\$6,317.61 | \$53,682.39 | \$51,961.47 | \$1,720.92 | \$51,961.47 | \$0.00 | \$1,720.92 | \$51,961.47 | \$51,961.47 | \$0.00 | |
| 2121 Materiales y útiles de impresión y reproducción | \$60,000.00 | -\$6,317.61 | \$53,682.39 | \$51,961.47 | \$1,720.92 | \$51,961.47 | \$0.00 | \$1,720.92 | \$51,961.47 | \$51,961.47 | \$0.00 | |
| 2140 Materiales, útiles y equipos menores de tecnologías de k | \$80,000.00 | -\$3,007.45 | \$76,992.55 | \$76,992.55 | \$0.00 | \$76,992.55 | \$0.00 | \$0.00 | \$76,992.55 | \$76,992.55 | \$0.00 | |
| 2141 Materiales, útiles y equipos menores de tecnologías de k | \$80,000.00 | -\$3,007.45 | \$76,992.55 | \$76,992.55 | \$0.00 | \$76,992.55 | \$0.00 | \$0.00 | \$76,992.55 | \$76,992.55 | \$0.00 | |
| 2150 Material Impreso e información digital | \$7,200.00 | -\$7,200.00 | \$0.00 | \$0.00 | \$0.00 | \$0.00 | \$0.00 | \$0.00 | \$0.00 | \$0.00 | \$0.00 | |
| 2151 Material Impreso e información digital | \$7,200.00 | -\$7,200.00 | \$0.00 | \$0.00 | \$0.00 | \$0.00 | \$0.00 | \$0.00 | \$0.00 | \$0.00 | \$0.00 | |
| 2160 Material de limpieza | \$0.00 | \$28,307.75 | \$28,307.75 | \$28,307.75 | \$0.00 | \$28,307.75 | \$0.00 | \$0.00 | \$28,307.75 | \$28,307.75 | \$0.00 | |
| 2161 Material de limpieza | \$0.00 | \$28,307.75 | \$28,307.75 | \$28,307.75 | \$0.00 | \$28,307.75 | \$0.00 | \$0.00 | \$28,307.75 | \$28,307.75 | \$0.00 | |
| 2170 Materiales y útiles de enseñanza | \$300,000.00 | -\$101,877.07 | \$198,122.93 | \$185,675.44 | \$12,447.49 | \$185,675.44 | \$0.00 | \$12,447.49 | \$185,675.44 | \$185,675.44 | \$0.00 | |
| 2171 Materiales y útiles de enseñanza | \$300,000.00 | -\$101,877.07 | \$198,122.93 | \$185,675.44 | \$12,447.49 | \$185,675.44 | \$0.00 | \$12,447.49 | \$185,675.44 | \$185,675.44 | \$0.00 | |
| 2180 Materiales para el registro e identificación de bienes y pe | \$30,000.00 | -\$8,006.40 | \$21,993.60 | \$21,993.60 | \$0.00 | \$21,993.60 | \$0.00 | \$0.00 | \$21,993.60 | \$21,993.60 | \$0.00 | |
| 2181 Materiales para el registro e identificación de bienes y pe | \$30,000.00 | -\$8,006.40 | \$21,993.60 | \$21,993.60 | \$0.00 | \$21,993.60 | \$0.00 | \$0.00 | \$21,993.60 | \$21,993.60 | \$0.00 | |
| 2200 ALIMENTOS Y UTENSILIOS | \$0.00 | \$3,237.67 | \$3,237.67 | \$3,237.67 | \$0.00 | \$3,237.67 | \$0.00 | \$0.00 | \$3,237.67 | \$3,237.67 | \$0.00 | |
| 2210 Productos alimenticios para personas | \$0.00 | \$1,448.01 | \$1,448.01 | \$1,448.01 | \$0.00 | \$1,448.01 | \$0.00 | \$0.00 | \$1,448.01 | \$1,448.01 | \$0.00 | |



Universidad Tecnológica de Huejotzingo ESTADO DE PUEBLA

Estado del Ejercicio del Presupuesto por Fuente de Financiamiento Al 31/jul./2018

Fecha y hora de impresión: 07/ago.2018 01:07 p. m.
 Usuario: ggutierrez
 Reporte: rptEstadoPresupuestoEgresos_FF

| Objeto del Gasto | Presupuesto Disponible para Comprometer | | | | Comprometido No Devengado | Presupuesto Sin Devengar | Ejercido | Pagado | Cuentas por Pagar Deuda |
|--|---|------------------------------|---------------------|--------------|---------------------------|--------------------------|--------------|--------------|-------------------------|
| | Aprobado | Ampliaciones / (Reducciones) | Presupuesto Vigente | Comprometido | | | | | |
| 2211 Productos alimenticios para personas | \$0.00 | \$1,448.01 | \$1,448.01 | \$0.00 | \$0.00 | \$0.00 | \$1,448.01 | \$1,448.01 | \$0.00 |
| 2230 Utensilios para el servicio de alimentación | \$0.00 | \$1,789.66 | \$1,789.66 | \$0.00 | \$0.00 | \$0.00 | \$1,789.66 | \$1,789.66 | \$0.00 |
| 2231 Utensilios para el servicio de alimentación | \$0.00 | \$1,789.66 | \$1,789.66 | \$0.00 | \$0.00 | \$0.00 | \$1,789.66 | \$1,789.66 | \$0.00 |
| 2400 MATERIALES Y ARTICULOS DE CONSTRUCCIÓN Y I | \$1,450.00 | \$5,567.41 | \$7,017.41 | \$0.00 | \$0.00 | \$0.00 | \$7,017.41 | \$7,017.41 | \$0.00 |
| 2460 Material eléctrico y electrónico | \$0.00 | \$5,567.41 | \$5,567.41 | \$0.00 | \$0.00 | \$0.00 | \$5,567.41 | \$5,567.41 | \$0.00 |
| 2461 Material eléctrico y electrónico | \$0.00 | \$5,567.41 | \$5,567.41 | \$0.00 | \$0.00 | \$0.00 | \$5,567.41 | \$5,567.41 | \$0.00 |
| 2490 Otros materiales y artículos de construcción y reparación | \$1,450.00 | \$0.00 | \$1,450.00 | \$0.00 | \$0.00 | \$0.00 | \$1,450.00 | \$1,450.00 | \$0.00 |
| 2491 Otros materiales y artículos de construcción y reparación | \$1,450.00 | \$0.00 | \$1,450.00 | \$0.00 | \$0.00 | \$0.00 | \$1,450.00 | \$1,450.00 | \$0.00 |
| 2500 PRODUCTOS QUÍMICOS, FARMACÉUTICOS Y DE LA | \$52,127.78 | -\$10,323.23 | \$41,804.55 | \$14,726.15 | \$0.00 | \$14,726.15 | \$27,078.40 | \$27,078.40 | \$0.00 |
| 2530 Medicinas y productos farmacéuticos | \$34,500.00 | -\$7,307.75 | \$27,192.25 | \$7,610.97 | \$0.00 | \$7,610.97 | \$19,581.28 | \$19,581.28 | \$0.00 |
| 2531 Medicinas y productos farmacéuticos | \$34,500.00 | -\$7,307.75 | \$27,192.25 | \$7,610.97 | \$0.00 | \$7,610.97 | \$19,581.28 | \$19,581.28 | \$0.00 |
| 2540 Materiales, accesorios y suministros médicos | \$15,000.00 | -\$5,200.31 | \$9,799.69 | \$7,115.18 | \$0.00 | \$7,115.18 | \$2,684.51 | \$2,684.51 | \$0.00 |
| 2541 Materiales, accesorios y suministros médicos | \$15,000.00 | -\$5,200.31 | \$9,799.69 | \$7,115.18 | \$0.00 | \$7,115.18 | \$2,684.51 | \$2,684.51 | \$0.00 |
| 2550 Materiales, accesorios y suministros de laboratorio | \$900.00 | -\$900.00 | \$0.00 | \$0.00 | \$0.00 | \$0.00 | \$0.00 | \$0.00 | \$0.00 |
| 2551 Materiales, accesorios y suministros de laboratorio | \$900.00 | -\$900.00 | \$0.00 | \$0.00 | \$0.00 | \$0.00 | \$0.00 | \$0.00 | \$0.00 |
| 2560 Fibras sintéticas, hules, plásticos y derivados | \$1,183.78 | \$1,898.82 | \$3,082.60 | \$0.00 | \$0.00 | \$0.00 | \$3,082.60 | \$3,082.60 | \$0.00 |
| 2561 Fibras sintéticas, hules, plásticos y derivados | \$1,183.78 | \$1,898.82 | \$3,082.60 | \$0.00 | \$0.00 | \$0.00 | \$3,082.60 | \$3,082.60 | \$0.00 |
| 2590 Otros productos químicos | \$544.00 | \$1,186.01 | \$1,730.01 | \$0.00 | \$0.00 | \$0.00 | \$1,730.01 | \$1,730.01 | \$0.00 |
| 2591 Otros productos químicos | \$544.00 | \$1,186.01 | \$1,730.01 | \$0.00 | \$0.00 | \$0.00 | \$1,730.01 | \$1,730.01 | \$0.00 |
| 2600 COMBUSTIBLES, LUBRICANTES Y ADITIVOS | \$320,976.00 | -\$65,607.25 | \$255,368.75 | \$0.00 | \$0.00 | \$0.00 | \$255,368.75 | \$255,368.75 | \$0.00 |
| 2610 Combustibles, lubricantes y aditivos | \$320,976.00 | -\$65,607.25 | \$255,368.75 | \$0.00 | \$0.00 | \$0.00 | \$255,368.75 | \$255,368.75 | \$0.00 |
| 2611 Combustibles | \$320,976.00 | -\$65,607.25 | \$255,368.75 | \$0.00 | \$0.00 | \$0.00 | \$255,368.75 | \$255,368.75 | \$0.00 |
| 2700 VESTUARIO, BLANCOS, PRENDAS DE PROTECCIÓN | \$5,703.45 | \$17,750.57 | \$23,454.02 | \$5,125.00 | \$0.00 | \$5,125.00 | \$18,329.02 | \$18,329.02 | \$0.00 |
| 2710 Vestuario y uniformes | \$0.00 | \$18,329.02 | \$18,329.02 | \$0.00 | \$0.00 | \$0.00 | \$18,329.02 | \$18,329.02 | \$0.00 |
| 2711 Vestuario y uniformes | \$0.00 | \$18,329.02 | \$18,329.02 | \$0.00 | \$0.00 | \$0.00 | \$18,329.02 | \$18,329.02 | \$0.00 |
| 2720 Prendas de seguridad y protección personal | \$5,125.00 | \$0.00 | \$5,125.00 | \$0.00 | \$0.00 | \$0.00 | \$0.00 | \$0.00 | \$0.00 |
| 2721 Prendas de seguridad y protección personal | \$5,125.00 | \$0.00 | \$5,125.00 | \$0.00 | \$0.00 | \$0.00 | \$0.00 | \$0.00 | \$0.00 |
| 2740 Productos textiles | \$578.45 | -\$578.45 | \$0.00 | \$0.00 | \$0.00 | \$0.00 | \$0.00 | \$0.00 | \$0.00 |
| 2741 Productos textiles | \$578.45 | -\$578.45 | \$0.00 | \$0.00 | \$0.00 | \$0.00 | \$0.00 | \$0.00 | \$0.00 |
| 2900 HERRAMIENTAS, REFACCIONES Y ACCESORIOS MI | \$22,100.00 | \$111,946.75 | \$134,046.75 | \$6,986.01 | \$0.00 | \$6,986.01 | \$127,060.74 | \$127,060.74 | \$0.00 |
| 2910 Herramientas menores | \$20,000.00 | -\$8,979.12 | \$13,020.88 | \$11,635.07 | \$0.00 | \$11,635.07 | \$11,385.81 | \$11,385.81 | \$0.00 |



Universidad Tecnológica de Huejutzingo
ESTADO DE PUEBLA
Estado del Ejercicio del Presupuesto por Fuente de Financiamiento Al 31/jul./2018

Fecha y hora de impresión: 07/ago./2018 01:07 p. m.
 Usuario: ggilberrez
 Reporte: rptEstadoPresupuestoEgresos_FF

| Objeto del Gasto | Fuente de Financiamiento | Aprobado | Ampliaciones / (Reducciones) | Presupuesto Vigente | Presupuesto Disponible para | | Devengado | Comprometido No Devengado | Presupuesto Sin Devenegar | Ejercido | Pagado | Cuentas por Pagar | Deuda |
|------------------|---|----------------|------------------------------|---------------------|-----------------------------|--------------|----------------|---------------------------|---------------------------|----------------|----------------|-------------------|--------|
| | | | | | Comprometido | Complementar | | | | | | | |
| 2911 | Herramientas menores | \$20,000.00 | -\$6,979.12 | \$13,020.88 | \$11,385.81 | \$1,635.07 | \$11,385.81 | \$0.00 | \$1,635.07 | \$11,385.81 | \$11,385.81 | \$0.00 | \$0.00 |
| 2920 | Refacciones y accesorios menores de edificios | \$350.00 | \$3,864.43 | \$4,214.43 | \$4,214.43 | \$0.00 | \$4,214.43 | \$0.00 | \$0.00 | \$4,214.43 | \$4,214.43 | \$0.00 | \$0.00 |
| 2921 | Refacciones y accesorios menores de edificios | \$350.00 | \$3,864.43 | \$4,214.43 | \$4,214.43 | \$0.00 | \$4,214.43 | \$0.00 | \$0.00 | \$4,214.43 | \$4,214.43 | \$0.00 | \$0.00 |
| 2930 | Refacciones y accesorios menores de mobiliario y equip | \$1,750.00 | \$1,860.00 | \$3,610.00 | \$1,999.68 | \$1,610.32 | \$1,999.68 | \$0.00 | \$1,610.32 | \$1,999.68 | \$1,999.68 | \$0.00 | \$0.00 |
| 2931 | Refacciones y accesorios menores de mobiliario y equip | \$1,750.00 | \$1,860.00 | \$3,610.00 | \$1,999.68 | \$1,610.32 | \$1,999.68 | \$0.00 | \$1,610.32 | \$1,999.68 | \$1,999.68 | \$0.00 | \$0.00 |
| 2940 | Refacciones y accesorios menores de equipo de comput | \$0.00 | \$70,000.00 | \$70,000.00 | \$70,000.00 | \$0.00 | \$70,000.00 | \$0.00 | \$0.00 | \$70,000.00 | \$70,000.00 | \$0.00 | \$0.00 |
| 2941 | Refacciones y accesorios menores de equipo de comput | \$0.00 | \$70,000.00 | \$70,000.00 | \$70,000.00 | \$0.00 | \$70,000.00 | \$0.00 | \$0.00 | \$70,000.00 | \$70,000.00 | \$0.00 | \$0.00 |
| 2960 | Refacciones y accesorios menores de equipo de transpo | \$0.00 | \$33,000.00 | \$33,000.00 | \$33,000.00 | \$0.00 | \$33,000.00 | \$0.00 | \$0.00 | \$33,000.00 | \$33,000.00 | \$0.00 | \$0.00 |
| 2961 | Refacciones y accesorios menores de equipo de transpo | \$0.00 | \$33,000.00 | \$33,000.00 | \$33,000.00 | \$0.00 | \$33,000.00 | \$0.00 | \$0.00 | \$33,000.00 | \$33,000.00 | \$0.00 | \$0.00 |
| 2990 | Refacciones y accesorios menores otros bienes muebles | \$0.00 | \$10,201.44 | \$10,201.44 | \$6,480.82 | \$3,720.62 | \$6,480.82 | \$0.00 | \$3,720.62 | \$6,480.82 | \$6,480.82 | \$0.00 | \$0.00 |
| 2991 | Refacciones y accesorios menores otros bienes muebles | \$0.00 | \$10,201.44 | \$10,201.44 | \$6,480.82 | \$3,720.62 | \$6,480.82 | \$0.00 | \$3,720.62 | \$6,480.82 | \$6,480.82 | \$0.00 | \$0.00 |
| 3000 | SERVICIOS GENERALES | \$2,800,260.26 | -\$410,823.63 | \$2,389,436.63 | \$2,015,653.86 | \$373,782.77 | \$2,015,653.86 | \$0.00 | \$373,782.77 | \$2,015,653.86 | \$2,015,653.86 | \$0.00 | \$0.00 |
| 3100 | SERVICIOS BÁSICOS | \$1,235,640.00 | -\$71,674.42 | \$763,965.58 | \$493,678.37 | \$270,287.21 | \$493,678.37 | \$0.00 | \$270,287.21 | \$493,678.37 | \$493,678.37 | \$0.00 | \$0.00 |
| 3110 | Energía eléctrica | \$1,064,280.00 | -\$362,773.44 | \$701,506.56 | \$431,219.35 | \$270,287.21 | \$431,219.35 | \$0.00 | \$270,287.21 | \$431,219.35 | \$431,219.35 | \$0.00 | \$0.00 |
| 3111 | Energía eléctrica | \$1,064,280.00 | -\$362,773.44 | \$701,506.56 | \$431,219.35 | \$270,287.21 | \$431,219.35 | \$0.00 | \$270,287.21 | \$431,219.35 | \$431,219.35 | \$0.00 | \$0.00 |
| 3140 | Telefonía tradicional | \$171,360.00 | -\$108,900.98 | \$62,459.02 | \$62,459.02 | \$0.00 | \$62,459.02 | \$0.00 | \$0.00 | \$62,459.02 | \$62,459.02 | \$0.00 | \$0.00 |
| 3141 | Telefonía tradicional | \$171,360.00 | -\$108,900.98 | \$62,459.02 | \$62,459.02 | \$0.00 | \$62,459.02 | \$0.00 | \$0.00 | \$62,459.02 | \$62,459.02 | \$0.00 | \$0.00 |
| 3200 | SERVICIOS DE ARRENDAMIENTO | \$20,540.40 | \$25,589.80 | \$46,130.20 | \$46,130.20 | \$0.00 | \$46,130.20 | \$0.00 | \$0.00 | \$46,130.20 | \$46,130.20 | \$0.00 | \$0.00 |
| 3230 | Arrendamiento de mobiliario y equipo de administración, | \$0.00 | \$33,277.40 | \$33,277.40 | \$33,277.40 | \$0.00 | \$33,277.40 | \$0.00 | \$0.00 | \$33,277.40 | \$33,277.40 | \$0.00 | \$0.00 |
| 3231 | Arrendamiento de mobiliario y equipo de administración, | \$0.00 | \$33,277.40 | \$33,277.40 | \$33,277.40 | \$0.00 | \$33,277.40 | \$0.00 | \$0.00 | \$33,277.40 | \$33,277.40 | \$0.00 | \$0.00 |
| 3290 | Otros arrendamientos | \$20,540.40 | -\$7,687.60 | \$12,852.80 | \$12,852.80 | \$0.00 | \$12,852.80 | \$0.00 | \$0.00 | \$12,852.80 | \$12,852.80 | \$0.00 | \$0.00 |
| 3291 | Otros arrendamientos | \$20,540.40 | -\$7,687.60 | \$12,852.80 | \$12,852.80 | \$0.00 | \$12,852.80 | \$0.00 | \$0.00 | \$12,852.80 | \$12,852.80 | \$0.00 | \$0.00 |
| 3300 | SERVICIOS PROFESIONALES, CIENTÍFICOS, TÉCNIC | \$438,056.62 | -\$342,834.63 | \$95,221.99 | \$95,221.99 | \$0.00 | \$95,221.99 | \$0.00 | \$0.00 | \$95,221.99 | \$95,221.99 | \$0.00 | \$0.00 |
| 3310 | Servicios legales, de contabilidad, auditoría y relacionad | \$438,056.62 | -\$332,914.63 | \$55,141.99 | \$55,141.99 | \$0.00 | \$55,141.99 | \$0.00 | \$0.00 | \$55,141.99 | \$55,141.99 | \$0.00 | \$0.00 |
| 3311 | Servicios legales, de contabilidad, auditoría y relacionad | \$438,056.62 | -\$332,914.63 | \$55,141.99 | \$55,141.99 | \$0.00 | \$55,141.99 | \$0.00 | \$0.00 | \$55,141.99 | \$55,141.99 | \$0.00 | \$0.00 |
| 3320 | Servicios de diseño, arquitectura, ingeniería y actividades | \$0.00 | \$30,080.00 | \$30,080.00 | \$30,080.00 | \$0.00 | \$30,080.00 | \$0.00 | \$0.00 | \$30,080.00 | \$30,080.00 | \$0.00 | \$0.00 |
| 3321 | Servicios de diseño, arquitectura, ingeniería y actividades | \$0.00 | \$30,080.00 | \$30,080.00 | \$30,080.00 | \$0.00 | \$30,080.00 | \$0.00 | \$0.00 | \$30,080.00 | \$30,080.00 | \$0.00 | \$0.00 |
| 3360 | Servicios de apoyo administrativo, fotocopiado e impresk | \$0.00 | \$10,000.00 | \$10,000.00 | \$10,000.00 | \$0.00 | \$10,000.00 | \$0.00 | \$0.00 | \$10,000.00 | \$10,000.00 | \$0.00 | \$0.00 |
| 3361 | Servicios de apoyo administrativo, fotocopiado e impresk | \$0.00 | \$10,000.00 | \$10,000.00 | \$10,000.00 | \$0.00 | \$10,000.00 | \$0.00 | \$0.00 | \$10,000.00 | \$10,000.00 | \$0.00 | \$0.00 |
| 3400 | SERVICIOS FINANCIEROS, BANCARIOS Y COMERC | \$4,020.00 | \$5,841.76 | \$9,861.76 | \$9,738.43 | \$123.33 | \$9,738.43 | \$0.00 | \$123.33 | \$9,738.43 | \$9,738.43 | \$0.00 | \$0.00 |
| 3410 | Servicios financieros y bancarios | \$4,020.00 | -\$1,698.47 | \$2,321.53 | \$2,198.20 | \$123.33 | \$2,198.20 | \$0.00 | \$123.33 | \$2,198.20 | \$2,198.20 | \$0.00 | \$0.00 |



Universidad Tecnológica de Huejotzingo
ESTADO DE PUEBLA

Estado del Ejercicio del Presupuesto por Fuente de Financiamiento Al 31/jul./2018

Fecha y hora de impresión | 07/ago./2018 01:07 p. m.
Ucr. ggutierrez
Rep. rptEstadoPresupuestoEgresos_FF

| Objeto del Gasto | Fuente de Financiamiento | | | | Presupuesto Disponible para | | | Cuentas por | | | |
|--|--------------------------|------------------------------|------------------------|------------------------|---------------------------------|------------------------|---------------------------|---------------------------|------------------------|------------------------|--------------------|
| | Aprobado | Ampliaciones / (Reducciones) | Presupuesto Vigente | Comprometido | Disponibilidad para Comprometer | Devengado | Comprometido No Devengado | Presupuesto Sin Devenegar | Ejercido | Pagado | Pagar Deuda |
| 3411 Servicios financieros y bancarios | \$4,020.00 | -\$1,698.47 | \$2,321.53 | \$2,198.20 | \$123.33 | \$2,198.20 | \$0.00 | \$123.33 | \$2,198.20 | \$2,198.20 | \$0.00 |
| 3450 Seguro de bienes patrimoniales | \$0.00 | \$464.23 | \$464.23 | \$464.23 | \$0.00 | \$464.23 | \$0.00 | \$0.00 | \$464.23 | \$464.23 | \$0.00 |
| 3451 Seguro de bienes patrimoniales | \$0.00 | \$464.23 | \$464.23 | \$464.23 | \$0.00 | \$464.23 | \$0.00 | \$0.00 | \$464.23 | \$464.23 | \$0.00 |
| 3470 Fletes y mantobras | \$0.00 | \$7,076.00 | \$7,076.00 | \$7,076.00 | \$0.00 | \$7,076.00 | \$0.00 | \$0.00 | \$7,076.00 | \$7,076.00 | \$0.00 |
| 3471 Fletes y mantobras | \$0.00 | \$7,076.00 | \$7,076.00 | \$7,076.00 | \$0.00 | \$7,076.00 | \$0.00 | \$0.00 | \$7,076.00 | \$7,076.00 | \$0.00 |
| 3500 SERVICIOS DE INSTALACIÓN, REPARACIÓN, MANTI | \$0.00 | \$940,698.27 | \$940,698.27 | \$940,698.27 | \$0.00 | \$940,698.27 | \$0.00 | \$0.00 | \$940,698.27 | \$940,698.27 | \$0.00 |
| 3530 Instalación, reparación y mantenimiento de equipo de có | \$0.00 | \$861,442.45 | \$861,442.45 | \$861,442.45 | \$0.00 | \$861,442.45 | \$0.00 | \$0.00 | \$861,442.45 | \$861,442.45 | \$0.00 |
| 3531 Instalación, reparación y mantenimiento de equipo de có | \$0.00 | \$861,442.45 | \$861,442.45 | \$861,442.45 | \$0.00 | \$861,442.45 | \$0.00 | \$0.00 | \$861,442.45 | \$861,442.45 | \$0.00 |
| 3550 Reparación y mantenimiento de equipo de transporte | \$0.00 | \$3,100.04 | \$3,100.04 | \$3,100.04 | \$0.00 | \$3,100.04 | \$0.00 | \$0.00 | \$3,100.04 | \$3,100.04 | \$0.00 |
| 3551 Reparación y mantenimiento de equipo de transporte | \$0.00 | \$3,100.04 | \$3,100.04 | \$3,100.04 | \$0.00 | \$3,100.04 | \$0.00 | \$0.00 | \$3,100.04 | \$3,100.04 | \$0.00 |
| 3590 Servicios de jardinería y fumigación | \$0.00 | \$76,155.78 | \$76,155.78 | \$76,155.78 | \$0.00 | \$76,155.78 | \$0.00 | \$0.00 | \$76,155.78 | \$76,155.78 | \$0.00 |
| 3591 Servicios de jardinería y fumigación | \$0.00 | \$76,155.78 | \$76,155.78 | \$76,155.78 | \$0.00 | \$76,155.78 | \$0.00 | \$0.00 | \$76,155.78 | \$76,155.78 | \$0.00 |
| 3700 SERVICIOS DE TRASLADO Y VIÁTICOS | \$0.00 | \$73,814.13 | \$73,814.13 | \$0.00 | \$73,814.13 | \$0.00 | \$0.00 | \$73,814.13 | \$0.00 | \$0.00 | \$0.00 |
| 3710 Pasajes aéreos | \$0.00 | \$10,409.71 | \$10,409.71 | \$0.00 | \$10,409.71 | \$0.00 | \$0.00 | \$10,409.71 | \$0.00 | \$0.00 | \$0.00 |
| 3711 Pasajes Aéreos Nacionales | \$0.00 | \$10,409.71 | \$10,409.71 | \$0.00 | \$10,409.71 | \$0.00 | \$0.00 | \$10,409.71 | \$0.00 | \$0.00 | \$0.00 |
| 3750 Viáticos en el país | \$0.00 | \$63,404.42 | \$63,404.42 | \$0.00 | \$63,404.42 | \$0.00 | \$0.00 | \$63,404.42 | \$0.00 | \$0.00 | \$0.00 |
| 3751 Viáticos en el país | \$0.00 | \$63,404.42 | \$63,404.42 | \$0.00 | \$63,404.42 | \$0.00 | \$0.00 | \$63,404.42 | \$0.00 | \$0.00 | \$0.00 |
| 3800 SERVICIOS OFICIALES | \$110,000.00 | \$16,386.56 | \$126,386.56 | \$96,828.46 | \$29,558.10 | \$96,828.46 | \$0.00 | \$29,558.10 | \$96,828.46 | \$96,828.46 | \$0.00 |
| 3810 Gastos de ceremonial | \$0.00 | \$29,558.10 | \$29,558.10 | \$0.00 | \$29,558.10 | \$0.00 | \$0.00 | \$29,558.10 | \$0.00 | \$0.00 | \$0.00 |
| 3811 Gastos de ceremonial | \$0.00 | \$29,558.10 | \$29,558.10 | \$0.00 | \$29,558.10 | \$0.00 | \$0.00 | \$29,558.10 | \$0.00 | \$0.00 | \$0.00 |
| 3820 Gastos de orden social y cultural | \$110,000.00 | -\$13,171.54 | \$96,828.46 | \$96,828.46 | \$0.00 | \$96,828.46 | \$0.00 | \$0.00 | \$96,828.46 | \$96,828.46 | \$0.00 |
| 3821 Gastos de orden social y cultural | \$110,000.00 | -\$13,171.54 | \$96,828.46 | \$96,828.46 | \$0.00 | \$96,828.46 | \$0.00 | \$0.00 | \$96,828.46 | \$96,828.46 | \$0.00 |
| 3900 OTROS SERVICIOS GENERALES | \$992,003.24 | -\$658,645.10 | \$333,358.14 | \$333,358.14 | \$0.00 | \$333,358.14 | \$0.00 | \$0.00 | \$333,358.14 | \$333,358.14 | \$0.00 |
| 3980 Impuesto sobre nóminas y otros que se deriven de una n | \$992,003.24 | -\$658,645.10 | \$333,358.14 | \$333,358.14 | \$0.00 | \$333,358.14 | \$0.00 | \$0.00 | \$333,358.14 | \$333,358.14 | \$0.00 |
| 3981 Impuesto sobre nóminas y otros que se deriven de una n | \$992,003.24 | -\$658,645.10 | \$333,358.14 | \$333,358.14 | \$0.00 | \$333,358.14 | \$0.00 | \$0.00 | \$333,358.14 | \$333,358.14 | \$0.00 |
| SUBSIDIO ORDINARIO ESTATAL 2018 | \$44,056,923.00 | \$2,016,990.00 | \$46,073,913.00 | \$25,500,013.92 | \$20,573,899.08 | \$25,500,013.92 | \$0.00 | \$20,573,899.08 | \$25,450,150.43 | \$25,450,150.43 | \$49,863.49 |

03 INGRESOS PROPIOS 2018

| | | | | | | | | | | | |
|--|-------------|--------------|--------|--------|--------|--------|--------|--------|--------|--------|--------|
| 2000 MATERIALES Y SUMINISTROS | \$69,000.00 | -\$69,000.00 | \$0.00 | \$0.00 | \$0.00 | \$0.00 | \$0.00 | \$0.00 | \$0.00 | \$0.00 | \$0.00 |
| 2100 MATERIALES DE ADMINISTRACIÓN, EMISIÓN DE DC | \$50,000.00 | -\$50,000.00 | \$0.00 | \$0.00 | \$0.00 | \$0.00 | \$0.00 | \$0.00 | \$0.00 | \$0.00 | \$0.00 |
| 2170 Materiales y útiles de enseñanza | \$50,000.00 | -\$50,000.00 | \$0.00 | \$0.00 | \$0.00 | \$0.00 | \$0.00 | \$0.00 | \$0.00 | \$0.00 | \$0.00 |



Universidad Tecnológica de Huejotzingo ESTADO DE PUEBLA

Estado del Ejercicio del Presupuesto por Fuente de Financiamiento Al 31/jul./2018

Fecha y hora de impresión: 07/ago./2018 01:07 p. m.
 Usuario: rgutierrez
 Reporte: rptEstadoPresupuestoEgresos_FF

| Objeto del Gasto | Presupuesto Disponible para | | | | Cuentas por | | | | | |
|---|-----------------------------|------------------------------|-----------------------|---------------------|---------------------|---------------------------|---------------------------|---------------------|---------------------|---------------|
| | Aprobado | Ampliaciones / (Reducciones) | Presupuesto Vigente | Comprometido | Devengado | Comprometido No Devengado | Presupuesto Sin Devenegar | Ejercido | Pagado | Pagar Deuda |
| 2171 Materiales y útiles de enseñanza | \$50,000.00 | -\$50,000.00 | \$0.00 | \$0.00 | \$0.00 | \$0.00 | \$0.00 | \$0.00 | \$0.00 | \$0.00 |
| 2700 VESTUARIO, BLANCOS, PRENDAS DE PROTECCIÓN | \$19,000.00 | -\$19,000.00 | \$0.00 | \$0.00 | \$0.00 | \$0.00 | \$0.00 | \$0.00 | \$0.00 | \$0.00 |
| 2710 Vestuario y uniformes | \$19,000.00 | -\$19,000.00 | \$0.00 | \$0.00 | \$0.00 | \$0.00 | \$0.00 | \$0.00 | \$0.00 | \$0.00 |
| 2711 Vestuario y uniformes | \$19,000.00 | -\$19,000.00 | \$0.00 | \$0.00 | \$0.00 | \$0.00 | \$0.00 | \$0.00 | \$0.00 | \$0.00 |
| 3000 SERVICIOS GENERALES | \$1,902,225.00 | \$95,289.98 | \$1,997,514.98 | \$767,849.18 | \$767,849.18 | \$1,229,665.80 | \$1,229,665.80 | \$767,849.18 | \$767,849.18 | \$0.00 |
| 3100 SERVICIOS BÁSICOS | \$0.00 | \$111,666.00 | \$111,666.00 | \$0.00 | \$0.00 | \$111,666.00 | \$111,666.00 | \$0.00 | \$0.00 | \$0.00 |
| 3110 Energía eléctrica | \$0.00 | \$111,666.00 | \$111,666.00 | \$0.00 | \$0.00 | \$111,666.00 | \$111,666.00 | \$0.00 | \$0.00 | \$0.00 |
| 3111 Energía eléctrica | \$0.00 | \$111,666.00 | \$111,666.00 | \$0.00 | \$0.00 | \$111,666.00 | \$111,666.00 | \$0.00 | \$0.00 | \$0.00 |
| 3200 SERVICIOS DE ARRENDAMIENTO | \$120,000.00 | -\$25,000.00 | \$95,000.00 | \$40,000.00 | \$40,000.00 | \$55,000.00 | \$55,000.00 | \$40,000.00 | \$40,000.00 | \$0.00 |
| 3250 Arrendamiento de equipo de transporte | \$25,000.00 | -\$25,000.00 | \$0.00 | \$0.00 | \$0.00 | \$0.00 | \$0.00 | \$0.00 | \$0.00 | \$0.00 |
| 3251 Arrendamiento de equipo de transporte | \$25,000.00 | -\$25,000.00 | \$0.00 | \$0.00 | \$0.00 | \$0.00 | \$0.00 | \$0.00 | \$0.00 | \$0.00 |
| 3290 Otros arrendamientos | \$95,000.00 | \$0.00 | \$95,000.00 | \$40,000.00 | \$40,000.00 | \$55,000.00 | \$55,000.00 | \$40,000.00 | \$40,000.00 | \$0.00 |
| 3291 Otros arrendamientos | \$95,000.00 | \$0.00 | \$95,000.00 | \$40,000.00 | \$40,000.00 | \$55,000.00 | \$55,000.00 | \$40,000.00 | \$40,000.00 | \$0.00 |
| 3300 SERVICIOS PROFESIONALES, CIENTÍFICOS, TÉCNIC | \$443,933.60 | -\$39,197.60 | \$404,736.00 | \$192,888.00 | \$192,888.00 | \$211,848.00 | \$211,848.00 | \$192,888.00 | \$192,888.00 | \$0.00 |
| 3310 Servicios legales, de contabilidad, auditoría y relacionad | \$6,000.00 | \$0.00 | \$6,000.00 | \$0.00 | \$0.00 | \$6,000.00 | \$6,000.00 | \$0.00 | \$0.00 | \$0.00 |
| 3311 Servicios legales, de contabilidad, auditoría y relacionad | \$6,000.00 | \$0.00 | \$6,000.00 | \$0.00 | \$0.00 | \$6,000.00 | \$6,000.00 | \$0.00 | \$0.00 | \$0.00 |
| 3360 Servicios de apoyo administrativo, fotocopiado e impresi | \$23,733.60 | -\$23,733.60 | \$0.00 | \$0.00 | \$0.00 | \$0.00 | \$0.00 | \$0.00 | \$0.00 | \$0.00 |
| 3361 Servicios de apoyo administrativo, fotocopiado e impresi | \$23,733.60 | -\$23,733.60 | \$0.00 | \$0.00 | \$0.00 | \$0.00 | \$0.00 | \$0.00 | \$0.00 | \$0.00 |
| 3390 Servicios profesionales, científicos y técnicos integrales | \$414,200.00 | -\$15,464.00 | \$398,736.00 | \$192,888.00 | \$192,888.00 | \$205,848.00 | \$205,848.00 | \$192,888.00 | \$192,888.00 | \$0.00 |
| 3391 Servicios profesionales, científicos y técnicos integrales | \$414,200.00 | -\$15,464.00 | \$398,736.00 | \$192,888.00 | \$192,888.00 | \$205,848.00 | \$205,848.00 | \$192,888.00 | \$192,888.00 | \$0.00 |
| 3400 SERVICIOS FINANCIEROS, BANCARIOS Y COMERCI | \$10,020.00 | -\$3,682.00 | \$6,338.00 | \$203.00 | \$203.00 | \$6,135.00 | \$6,135.00 | \$203.00 | \$203.00 | \$0.00 |
| 3410 Servicios financieros y bancarios | \$4,020.00 | -\$2,010.00 | \$2,010.00 | \$203.00 | \$203.00 | \$1,807.00 | \$1,807.00 | \$203.00 | \$203.00 | \$0.00 |
| 3411 Servicios financieros y bancarios | \$4,020.00 | -\$2,010.00 | \$2,010.00 | \$203.00 | \$203.00 | \$1,807.00 | \$1,807.00 | \$203.00 | \$203.00 | \$0.00 |
| 3470 Fletes y manobras | \$6,000.00 | -\$1,672.00 | \$4,328.00 | \$0.00 | \$0.00 | \$4,328.00 | \$4,328.00 | \$0.00 | \$0.00 | \$0.00 |
| 3471 Fletes y manobras | \$6,000.00 | -\$1,672.00 | \$4,328.00 | \$0.00 | \$0.00 | \$4,328.00 | \$4,328.00 | \$0.00 | \$0.00 | \$0.00 |
| 3500 SERVICIOS DE INSTALACIÓN, REPARACIÓN, MANTI | \$0.00 | \$30,000.12 | \$30,000.12 | \$0.00 | \$0.00 | \$30,000.12 | \$30,000.12 | \$0.00 | \$0.00 | \$0.00 |
| 3580 Servicios de limpieza y manejo de desechos | \$0.00 | \$30,000.12 | \$30,000.12 | \$0.00 | \$0.00 | \$30,000.12 | \$30,000.12 | \$0.00 | \$0.00 | \$0.00 |
| 3581 Servicios de limpieza y manejo de desechos | \$0.00 | \$30,000.12 | \$30,000.12 | \$0.00 | \$0.00 | \$30,000.12 | \$30,000.12 | \$0.00 | \$0.00 | \$0.00 |
| 3600 SERVICIOS DE COMUNICACIÓN SOCIAL Y PUBLICI | \$50,000.00 | \$0.00 | \$50,000.00 | \$50,000.00 | \$50,000.00 | \$0.00 | \$0.00 | \$50,000.00 | \$50,000.00 | \$0.00 |
| 3620 Difusión por radio, televisión y otros medios de mensajer | \$50,000.00 | \$0.00 | \$50,000.00 | \$50,000.00 | \$50,000.00 | \$0.00 | \$0.00 | \$50,000.00 | \$50,000.00 | \$0.00 |
| 3621 Difusión por radio, televisión y otros medios de mensajer | \$50,000.00 | \$0.00 | \$50,000.00 | \$50,000.00 | \$50,000.00 | \$0.00 | \$0.00 | \$50,000.00 | \$50,000.00 | \$0.00 |



Universidad Tecnológica de Huejutzingo
ESTADO DE PUEBLA

Estado del Ejercicio del Presupuesto por Fuente de Financiamiento Al 31/jul./2018

Fecha y hora de impresión: 07/ago./2018 01:07 p. m.
 Usuario: ggulierrez
 Reporte: rptEstadoPresupuestoEgresos_FF

| Objeto del Gasto | Fuente de Financiamiento | | | | Presupuesto Disponible para | | Presupuesto | | Cuentas por | | | |
|---|--------------------------|------------------------------|-----------------------|---------------------|-----------------------------|----------------------------|---------------------|---------------------------|-----------------------|---------------------|---------------------|---------------|
| | Aprobado | Ampliaciones / (Reducciones) | Presupuesto Vigente | Comprometido | Comprometido | Disponble para Comprometer | Devengado | Comprometido No Devengado | Sin Devenagar | Ejercido | Pagado | Pagar Deuda |
| 3800 SERVICIOS OFICIALES | \$319,981.40 | -\$185,270.36 | \$134,711.04 | \$0.00 | \$134,711.04 | \$0.00 | \$0.00 | \$0.00 | \$134,711.04 | \$0.00 | \$0.00 | \$0.00 |
| 3820 Gastos de orden social y cultural | \$309,981.40 | -\$185,270.36 | \$124,711.04 | \$0.00 | \$124,711.04 | \$0.00 | \$0.00 | \$0.00 | \$124,711.04 | \$0.00 | \$0.00 | \$0.00 |
| 3821 Gastos de orden social y cultural | \$309,981.40 | -\$185,270.36 | \$124,711.04 | \$0.00 | \$124,711.04 | \$0.00 | \$0.00 | \$0.00 | \$124,711.04 | \$0.00 | \$0.00 | \$0.00 |
| 3840 Exposiciones | \$10,000.00 | \$0.00 | \$10,000.00 | \$0.00 | \$10,000.00 | \$0.00 | \$0.00 | \$0.00 | \$10,000.00 | \$0.00 | \$0.00 | \$0.00 |
| 3841 Exposiciones | \$10,000.00 | \$0.00 | \$10,000.00 | \$0.00 | \$10,000.00 | \$0.00 | \$0.00 | \$0.00 | \$10,000.00 | \$0.00 | \$0.00 | \$0.00 |
| 3900 OTROS SERVICIOS GENERALES | \$958,290.00 | \$206,773.82 | \$1,165,063.82 | \$484,758.18 | \$680,305.64 | \$484,758.18 | \$484,758.18 | \$0.00 | \$680,305.64 | \$484,758.18 | \$484,758.18 | \$0.00 |
| 3980 Impuesto sobre nóminas y otros que se derivan de una r | \$0.00 | \$271,773.82 | \$271,773.82 | \$0.00 | \$271,773.82 | \$0.00 | \$0.00 | \$0.00 | \$271,773.82 | \$0.00 | \$0.00 | \$0.00 |
| 3981 Impuesto sobre nóminas y otros que se derivan de una r | \$0.00 | \$271,773.82 | \$271,773.82 | \$0.00 | \$271,773.82 | \$0.00 | \$0.00 | \$0.00 | \$271,773.82 | \$0.00 | \$0.00 | \$0.00 |
| 3990 Otros servicios generales | \$958,290.00 | -\$65,000.00 | \$893,290.00 | \$484,758.18 | \$408,531.82 | \$484,758.18 | \$484,758.18 | \$0.00 | \$408,531.82 | \$484,758.18 | \$484,758.18 | \$0.00 |
| 3991 Otros servicios generales | \$958,290.00 | -\$65,000.00 | \$893,290.00 | \$484,758.18 | \$408,531.82 | \$484,758.18 | \$484,758.18 | \$0.00 | \$408,531.82 | \$484,758.18 | \$484,758.18 | \$0.00 |
| 4000 TRANSFERENCIAS, ASIGNACIONES, SUBSID | \$35,700.00 | -\$35,700.00 | \$0.00 | \$0.00 | \$0.00 | \$0.00 | \$0.00 | \$0.00 | \$0.00 | \$0.00 | \$0.00 | \$0.00 |
| 4400 AYUDAS SOCIALES | \$35,700.00 | -\$35,700.00 | \$0.00 | \$0.00 | \$0.00 | \$0.00 | \$0.00 | \$0.00 | \$0.00 | \$0.00 | \$0.00 | \$0.00 |
| 4440 Ayudas sociales a actividades científicas o académicas | \$35,700.00 | -\$35,700.00 | \$0.00 | \$0.00 | \$0.00 | \$0.00 | \$0.00 | \$0.00 | \$0.00 | \$0.00 | \$0.00 | \$0.00 |
| 4441 Ayudas sociales a actividades científicas o académicas | \$35,700.00 | -\$35,700.00 | \$0.00 | \$0.00 | \$0.00 | \$0.00 | \$0.00 | \$0.00 | \$0.00 | \$0.00 | \$0.00 | \$0.00 |
| INGRESOS PROPIOS 2018 | \$2,006,925.00 | -\$9,410.02 | \$1,997,514.98 | \$767,848.18 | \$1,229,665.80 | \$767,848.18 | \$767,848.18 | \$0.00 | \$1,229,665.80 | \$767,848.18 | \$767,848.18 | \$0.00 |

04 CAPTACIÓN DE DERECHOS 2018

| | | | | | | | | | | | | |
|--|--------------|---------------|--------------|-------------|--------------|-------------|-------------|--------|--------------|-------------|-------------|--------|
| 2000 MATERIALES Y SUMINISTROS | \$716,327.00 | -\$219,733.98 | \$505,593.02 | \$26,912.00 | \$478,681.02 | \$26,912.00 | \$26,912.00 | \$0.00 | \$478,681.02 | \$26,912.00 | \$26,912.00 | \$0.00 |
| 2100 MATERIALES DE ADMINISTRACIÓN, EMISIÓN DE DC | \$540,000.00 | -\$208,633.03 | \$331,366.97 | \$26,912.00 | \$304,454.97 | \$26,912.00 | \$26,912.00 | \$0.00 | \$304,454.97 | \$26,912.00 | \$26,912.00 | \$0.00 |
| 2110 Materiales, útiles y equipos menores de oficina | \$0.00 | \$29,348.00 | \$29,348.00 | \$0.00 | \$29,348.00 | \$0.00 | \$0.00 | \$0.00 | \$29,348.00 | \$0.00 | \$0.00 | \$0.00 |
| 2111 Materiales, útiles y equipos menores de oficina | \$0.00 | \$29,348.00 | \$29,348.00 | \$0.00 | \$29,348.00 | \$0.00 | \$0.00 | \$0.00 | \$29,348.00 | \$0.00 | \$0.00 | \$0.00 |
| 2140 Materiales, útiles y equipos menores de tecnologías de I | \$105,000.00 | \$29,418.97 | \$134,418.97 | \$26,912.00 | \$107,506.97 | \$26,912.00 | \$26,912.00 | \$0.00 | \$107,506.97 | \$26,912.00 | \$26,912.00 | \$0.00 |
| 2141 Materiales, útiles y equipos menores de tecnologías de I | \$105,000.00 | \$29,418.97 | \$134,418.97 | \$26,912.00 | \$107,506.97 | \$26,912.00 | \$26,912.00 | \$0.00 | \$107,506.97 | \$26,912.00 | \$26,912.00 | \$0.00 |
| 2150 Material Impreso e información digital | \$390,000.00 | -\$331,400.00 | \$58,600.00 | \$0.00 | \$58,600.00 | \$0.00 | \$0.00 | \$0.00 | \$58,600.00 | \$0.00 | \$0.00 | \$0.00 |
| 2151 Material Impreso e información digital | \$390,000.00 | -\$331,400.00 | \$58,600.00 | \$0.00 | \$58,600.00 | \$0.00 | \$0.00 | \$0.00 | \$58,600.00 | \$0.00 | \$0.00 | \$0.00 |
| 2160 Material de limpieza | \$0.00 | \$64,000.00 | \$64,000.00 | \$0.00 | \$64,000.00 | \$0.00 | \$0.00 | \$0.00 | \$64,000.00 | \$0.00 | \$0.00 | \$0.00 |
| 2161 Material de limpieza | \$0.00 | \$64,000.00 | \$64,000.00 | \$0.00 | \$64,000.00 | \$0.00 | \$0.00 | \$0.00 | \$64,000.00 | \$0.00 | \$0.00 | \$0.00 |
| 2180 Materiales para el registro e identificación de bienes y pe | \$45,000.00 | \$0.00 | \$45,000.00 | \$0.00 | \$45,000.00 | \$0.00 | \$0.00 | \$0.00 | \$45,000.00 | \$0.00 | \$0.00 | \$0.00 |
| 2181 Materiales para el registro e identificación de bienes y pe | \$45,000.00 | \$0.00 | \$45,000.00 | \$0.00 | \$45,000.00 | \$0.00 | \$0.00 | \$0.00 | \$45,000.00 | \$0.00 | \$0.00 | \$0.00 |
| 2400 MATERIALES Y ARTÍCULOS DE CONSTRUCCIÓN Y I | \$8,000.00 | -\$8,000.00 | \$0.00 | \$0.00 | \$0.00 | \$0.00 | \$0.00 | \$0.00 | \$0.00 | \$0.00 | \$0.00 | \$0.00 |
| 2480 Materiales complementarios | \$8,000.00 | -\$8,000.00 | \$0.00 | \$0.00 | \$0.00 | \$0.00 | \$0.00 | \$0.00 | \$0.00 | \$0.00 | \$0.00 | \$0.00 |



Universidad Tecnológica de Huejotzingo
ESTADO DE PUEBLA

Estado del Ejercicio del Presupuesto por Fuente de Financiamiento Al 31/jul./2018

Fecha y hora de impresión: 07/ago./2018 01:07 p. m.
Ucr: ggullierrez
Repr: rptEstadoPresupuestoEgresos_FF

| Objeto del Gasto | Fuente de Financiamiento | | | | Presupuesto Disponible para | | | Cuentas por Pagar | | | |
|---|--------------------------|-----------------------------|---------------------|----------------|------------------------------|----------------|---------------------------|--------------------------|----------------|----------------|--------------|
| | Aprobado | Ampliaciones/ (Reducciones) | Presupuesto Vigente | Comprometido | Disponibles para Comprometer | Devengado | Comprometido No Devengado | Presupuesto Sin Devengar | Ejercido | Pagado | Deuda |
| 2481 Materiales complementarios | \$8,000.00 | -\$8,000.00 | \$0.00 | \$0.00 | \$0.00 | \$0.00 | \$0.00 | \$0.00 | \$0.00 | \$0.00 | \$0.00 |
| 2500 PRODUCTOS QUÍMICOS, FARMACÉUTICOS Y DE LA | \$0.00 | \$35,000.00 | \$35,000.00 | \$0.00 | \$35,000.00 | \$0.00 | \$0.00 | \$35,000.00 | \$0.00 | \$0.00 | \$0.00 |
| 2510 Productos químicos básicos | \$0.00 | \$35,000.00 | \$35,000.00 | \$0.00 | \$35,000.00 | \$0.00 | \$0.00 | \$35,000.00 | \$0.00 | \$0.00 | \$0.00 |
| 2511 Productos químicos básicos | \$0.00 | \$35,000.00 | \$35,000.00 | \$0.00 | \$35,000.00 | \$0.00 | \$0.00 | \$35,000.00 | \$0.00 | \$0.00 | \$0.00 |
| 2700 VESTUARIO, BLANCOS, PRENDAS DE PROTECCIÓN | \$89,300.00 | -\$35,300.00 | \$54,000.00 | \$0.00 | \$54,000.00 | \$0.00 | \$0.00 | \$54,000.00 | \$0.00 | \$0.00 | \$0.00 |
| 2710 Vestuario y uniformes | \$19,000.00 | \$0.00 | \$19,000.00 | \$0.00 | \$19,000.00 | \$0.00 | \$0.00 | \$19,000.00 | \$0.00 | \$0.00 | \$0.00 |
| 2711 Vestuario y uniformes | \$19,000.00 | \$0.00 | \$19,000.00 | \$0.00 | \$19,000.00 | \$0.00 | \$0.00 | \$19,000.00 | \$0.00 | \$0.00 | \$0.00 |
| 2730 Artículos deportivos | \$65,000.00 | -\$30,000.00 | \$35,000.00 | \$0.00 | \$35,000.00 | \$0.00 | \$0.00 | \$35,000.00 | \$0.00 | \$0.00 | \$0.00 |
| 2731 Artículos deportivos | \$65,000.00 | -\$30,000.00 | \$35,000.00 | \$0.00 | \$35,000.00 | \$0.00 | \$0.00 | \$35,000.00 | \$0.00 | \$0.00 | \$0.00 |
| 2750 Blancos y otros productos textiles, excepto prendas de v | \$5,300.00 | -\$5,300.00 | \$0.00 | \$0.00 | \$0.00 | \$0.00 | \$0.00 | \$0.00 | \$0.00 | \$0.00 | \$0.00 |
| 2751 Blancos y otros productos textiles, excepto prendas de v | \$5,300.00 | -\$5,300.00 | \$0.00 | \$0.00 | \$0.00 | \$0.00 | \$0.00 | \$0.00 | \$0.00 | \$0.00 | \$0.00 |
| 2900 HERRAMIENTAS, REFACCIONES Y ACCESORIOS MI | \$79,027.00 | \$6,199.05 | \$85,226.05 | \$0.00 | \$85,226.05 | \$0.00 | \$0.00 | \$85,226.05 | \$0.00 | \$0.00 | \$0.00 |
| 2940 Refacciones y accesorios menores de equipo de cómput | \$60,105.00 | -\$4,560.00 | \$55,545.00 | \$0.00 | \$55,545.00 | \$0.00 | \$0.00 | \$55,545.00 | \$0.00 | \$0.00 | \$0.00 |
| 2941 Refacciones y accesorios menores de equipo de cómput | \$60,105.00 | -\$4,560.00 | \$55,545.00 | \$0.00 | \$55,545.00 | \$0.00 | \$0.00 | \$55,545.00 | \$0.00 | \$0.00 | \$0.00 |
| 2950 Refacciones y accesorios menores de equipo e instrume | \$1,000.00 | -\$1,000.00 | \$0.00 | \$0.00 | \$0.00 | \$0.00 | \$0.00 | \$0.00 | \$0.00 | \$0.00 | \$0.00 |
| 2951 Refacciones y accesorios menores de equipo e instrume | \$1,000.00 | -\$1,000.00 | \$0.00 | \$0.00 | \$0.00 | \$0.00 | \$0.00 | \$0.00 | \$0.00 | \$0.00 | \$0.00 |
| 2990 Refacciones y accesorios menores otros bienes muebles | \$17,922.00 | \$11,759.05 | \$29,681.05 | \$0.00 | \$29,681.05 | \$0.00 | \$0.00 | \$29,681.05 | \$0.00 | \$0.00 | \$0.00 |
| 2991 Refacciones y accesorios menores otros bienes muebles | \$17,922.00 | \$11,759.05 | \$29,681.05 | \$0.00 | \$29,681.05 | \$0.00 | \$0.00 | \$29,681.05 | \$0.00 | \$0.00 | \$0.00 |
| 3000 SERVICIOS GENERALES | \$11,263,068.00 | -\$308,742.32 | \$10,954,325.68 | \$3,686,789.86 | \$7,267,535.82 | \$3,686,789.86 | \$0.00 | \$7,267,535.82 | \$3,269,936.86 | \$3,269,936.86 | \$416,853.00 |
| 3100 SERVICIOS BÁSICOS | \$960,000.00 | \$61,588.00 | \$1,021,588.00 | \$345,864.00 | \$675,724.00 | \$345,864.00 | \$0.00 | \$675,724.00 | \$345,864.00 | \$345,864.00 | \$0.00 |
| 3110 Energía eléctrica | \$0.00 | \$78,700.00 | \$78,700.00 | \$0.00 | \$78,700.00 | \$0.00 | \$0.00 | \$78,700.00 | \$0.00 | \$0.00 | \$0.00 |
| 3111 Energía eléctrica | \$0.00 | \$78,700.00 | \$78,700.00 | \$0.00 | \$78,700.00 | \$0.00 | \$0.00 | \$78,700.00 | \$0.00 | \$0.00 | \$0.00 |
| 3170 Servicios de acceso de Internet, redes y procesamiento d | \$960,000.00 | -\$17,112.00 | \$942,888.00 | \$345,864.00 | \$597,024.00 | \$345,864.00 | \$0.00 | \$597,024.00 | \$345,864.00 | \$345,864.00 | \$0.00 |
| 3171 Servicios de acceso de Internet, redes y procesamiento d | \$960,000.00 | -\$17,112.00 | \$942,888.00 | \$345,864.00 | \$597,024.00 | \$345,864.00 | \$0.00 | \$597,024.00 | \$345,864.00 | \$345,864.00 | \$0.00 |
| 3200 SERVICIOS DE ARRENDAMIENTO | \$1,624,000.00 | -\$698,148.97 | \$927,851.03 | \$212,187.00 | \$715,664.03 | \$212,187.00 | \$0.00 | \$715,664.03 | \$212,187.00 | \$212,187.00 | \$0.00 |
| 3230 Arrendamiento de mobiliario y equipo de administración, | \$420,000.00 | -\$53,948.60 | \$366,051.40 | \$166,387.00 | \$199,664.40 | \$166,387.00 | \$0.00 | \$199,664.40 | \$166,387.00 | \$166,387.00 | \$0.00 |
| 3231 Arrendamiento de mobiliario y equipo de administración, | \$420,000.00 | -\$53,948.60 | \$366,051.40 | \$166,387.00 | \$199,664.40 | \$166,387.00 | \$0.00 | \$199,664.40 | \$166,387.00 | \$166,387.00 | \$0.00 |
| 3270 Arrendamiento de activos intangibles | \$1,204,000.00 | -\$642,200.37 | \$561,799.63 | \$45,800.00 | \$515,999.63 | \$45,800.00 | \$0.00 | \$515,999.63 | \$45,800.00 | \$45,800.00 | \$0.00 |
| 3271 Arrendamiento de activos intangibles | \$1,204,000.00 | -\$642,200.37 | \$561,799.63 | \$45,800.00 | \$515,999.63 | \$45,800.00 | \$0.00 | \$515,999.63 | \$45,800.00 | \$45,800.00 | \$0.00 |
| 3300 SERVICIOS PROFESIONALES, CIENTÍFICOS, TÉCNIC | \$2,258,932.00 | \$146,591.11 | \$2,405,523.11 | \$1,029,181.68 | \$1,376,341.43 | \$1,029,181.68 | \$0.00 | \$1,376,341.43 | \$758,961.68 | \$758,961.68 | \$270,220.00 |
| 3310 Servicios legales, de contabilidad, auditoría y relacionad | \$45,000.00 | \$512,453.11 | \$557,453.11 | \$201,211.00 | \$356,242.11 | \$201,211.00 | \$0.00 | \$356,242.11 | \$201,211.00 | \$201,211.00 | \$0.00 |



Universidad Tecnológica de Huejutzingo
ESTADO DE PUEBLA

Estado del Ejercicio del Presupuesto por Fuente de Financiamiento Al 31/jul./2018

Fecha y hora de impresión | 07/ago./2018 01:07 p. m.
 Usr: ggutierrez
 Rep: rptEstadoPresupuestoEgresos_FF

| Objeto del Gasto | Presupuesto Disponible para Comprometer | | | | | Cuentas por Pagar | | | | | |
|---|---|------------------------------|---------------------|----------------|----------------|-------------------|---------------------------|--------------------------|----------------|----------------|--------------|
| | Aprobado | Ampliaciones / (Reducciones) | Presupuesto Vigente | Comprometido | Disponibles | Devengado | Comprometido No Devengado | Presupuesto Sin Devengar | Ejercido | Pagado | Deuda |
| 3311 Servicios legales, de contabilidad, auditoría y relacionad | \$45,000.00 | \$512,453.11 | \$557,453.11 | \$201,211.00 | \$356,242.11 | \$201,211.00 | \$0.00 | \$356,242.11 | \$201,211.00 | \$201,211.00 | \$0.00 |
| 3340 Servicios de capacitación | \$308,070.00 | -\$308,070.00 | \$0.00 | \$0.00 | \$0.00 | \$0.00 | \$0.00 | \$0.00 | \$0.00 | \$0.00 | \$0.00 |
| 3341 Servicios de capacitación | \$308,070.00 | -\$308,070.00 | \$0.00 | \$0.00 | \$0.00 | \$0.00 | \$0.00 | \$0.00 | \$0.00 | \$0.00 | \$0.00 |
| 3360 Servicios de apoyo administrativo, fotocopiado e impres | \$181,862.00 | \$0.00 | \$181,862.00 | \$17,310.68 | \$164,551.32 | \$17,310.68 | \$0.00 | \$164,551.32 | \$17,310.68 | \$17,310.68 | \$0.00 |
| 3361 Servicios de apoyo administrativo, fotocopiado e impres | \$181,862.00 | \$0.00 | \$181,862.00 | \$17,310.68 | \$164,551.32 | \$17,310.68 | \$0.00 | \$164,551.32 | \$17,310.68 | \$17,310.68 | \$0.00 |
| 3380 Servicios de vigilancia | \$1,704,000.00 | -\$57,792.00 | \$1,646,208.00 | \$810,660.00 | \$835,548.00 | \$810,660.00 | \$0.00 | \$835,548.00 | \$540,440.00 | \$540,440.00 | \$270,220.00 |
| 3381 Servicios de vigilancia | \$1,704,000.00 | -\$57,792.00 | \$1,646,208.00 | \$810,660.00 | \$835,548.00 | \$810,660.00 | \$0.00 | \$835,548.00 | \$540,440.00 | \$540,440.00 | \$270,220.00 |
| 3390 Servicios profesionales, científicos y técnicos integrales | \$20,000.00 | \$0.00 | \$20,000.00 | \$0.00 | \$20,000.00 | \$0.00 | \$0.00 | \$20,000.00 | \$0.00 | \$0.00 | \$0.00 |
| 3391 Servicios profesionales, científicos y técnicos integrales | \$20,000.00 | \$0.00 | \$20,000.00 | \$0.00 | \$20,000.00 | \$0.00 | \$0.00 | \$20,000.00 | \$0.00 | \$0.00 | \$0.00 |
| 3400 SERVICIOS FINANCIEROS, BANCARIOS Y COMERCI | \$234,020.00 | \$18,995.00 | \$253,015.00 | \$96,119.40 | \$156,895.60 | \$96,119.40 | \$0.00 | \$156,895.60 | \$96,119.40 | \$96,119.40 | \$0.00 |
| 3410 Servicios financieros y bancarios | \$4,020.00 | -\$1,005.00 | \$3,015.00 | \$1,119.40 | \$1,895.60 | \$1,119.40 | \$0.00 | \$1,895.60 | \$1,119.40 | \$1,119.40 | \$0.00 |
| 3411 Servicios financieros y bancarios | \$4,020.00 | -\$1,005.00 | \$3,015.00 | \$1,119.40 | \$1,895.60 | \$1,119.40 | \$0.00 | \$1,895.60 | \$1,119.40 | \$1,119.40 | \$0.00 |
| 3450 Seguro de bienes patrimoniales | \$230,000.00 | \$20,000.00 | \$250,000.00 | \$95,000.00 | \$155,000.00 | \$95,000.00 | \$0.00 | \$155,000.00 | \$95,000.00 | \$95,000.00 | \$0.00 |
| 3451 Seguro de bienes patrimoniales | \$230,000.00 | \$20,000.00 | \$250,000.00 | \$95,000.00 | \$155,000.00 | \$95,000.00 | \$0.00 | \$155,000.00 | \$95,000.00 | \$95,000.00 | \$0.00 |
| 3500 SERVICIOS DE INSTALACIÓN, REPARACIÓN, MANTI | \$2,659,800.00 | \$1,387.33 | \$2,661,187.33 | \$1,318,766.78 | \$1,342,420.55 | \$1,318,766.78 | \$0.00 | \$1,342,420.55 | \$1,318,766.78 | \$1,318,766.78 | \$0.00 |
| 3520 Instalación, reparación y mantenimiento de mobiliario y e | \$300.00 | -\$300.00 | \$0.00 | \$0.00 | \$0.00 | \$0.00 | \$0.00 | \$0.00 | \$0.00 | \$0.00 | \$0.00 |
| 3521 Instalación, reparación y mantenimiento de mobiliario y e | \$300.00 | -\$300.00 | \$0.00 | \$0.00 | \$0.00 | \$0.00 | \$0.00 | \$0.00 | \$0.00 | \$0.00 | \$0.00 |
| 3530 Instalación, reparación y mantenimiento de equipo de có | \$0.00 | \$239,000.00 | \$239,000.00 | \$239,000.00 | \$0.00 | \$239,000.00 | \$0.00 | \$0.00 | \$239,000.00 | \$239,000.00 | \$0.00 |
| 3531 Instalación, reparación y mantenimiento de equipo de có | \$0.00 | \$239,000.00 | \$239,000.00 | \$239,000.00 | \$0.00 | \$239,000.00 | \$0.00 | \$0.00 | \$239,000.00 | \$239,000.00 | \$0.00 |
| 3540 Instalación, reparación y mantenimiento de equipo e inst | \$1,500.00 | \$0.00 | \$1,500.00 | \$0.00 | \$1,500.00 | \$0.00 | \$0.00 | \$1,500.00 | \$0.00 | \$0.00 | \$0.00 |
| 3541 Instalación, reparación y mantenimiento de equipo e inst | \$1,500.00 | \$0.00 | \$1,500.00 | \$0.00 | \$1,500.00 | \$0.00 | \$0.00 | \$1,500.00 | \$0.00 | \$0.00 | \$0.00 |
| 3570 Instalación, reparación y mantenimiento de maquinaria, c | \$90,000.00 | -\$41,953.60 | \$48,046.40 | \$9,860.00 | \$38,186.40 | \$9,860.00 | \$0.00 | \$38,186.40 | \$9,860.00 | \$9,860.00 | \$0.00 |
| 3571 Instalación, reparación y mantenimiento de maquinaria, c | \$90,000.00 | -\$41,953.60 | \$48,046.40 | \$9,860.00 | \$38,186.40 | \$9,860.00 | \$0.00 | \$38,186.40 | \$9,860.00 | \$9,860.00 | \$0.00 |
| 3580 Servicios de limpieza y manejo de desechos | \$1,608,000.00 | -\$73,072.65 | \$1,534,927.35 | \$765,283.66 | \$769,643.69 | \$765,283.66 | \$0.00 | \$769,643.69 | \$765,283.66 | \$765,283.66 | \$0.00 |
| 3581 Servicios de limpieza y manejo de desechos | \$1,608,000.00 | -\$73,072.65 | \$1,534,927.35 | \$765,283.66 | \$769,643.69 | \$765,283.66 | \$0.00 | \$769,643.69 | \$765,283.66 | \$765,283.66 | \$0.00 |
| 3590 Servicios de jardinería y fumigación | \$960,000.00 | -\$122,286.42 | \$837,713.58 | \$304,623.12 | \$533,090.46 | \$304,623.12 | \$0.00 | \$533,090.46 | \$304,623.12 | \$304,623.12 | \$0.00 |
| 3591 Servicios de jardinería y fumigación | \$960,000.00 | -\$122,286.42 | \$837,713.58 | \$304,623.12 | \$533,090.46 | \$304,623.12 | \$0.00 | \$533,090.46 | \$304,623.12 | \$304,623.12 | \$0.00 |
| 3600 SERVICIOS DE COMUNICACIÓN SOCIAL Y PUBLICI | \$328,136.00 | -\$200,534.00 | \$127,602.00 | \$92,588.00 | \$35,014.00 | \$92,588.00 | \$0.00 | \$35,014.00 | \$92,588.00 | \$92,588.00 | \$0.00 |
| 3620 Difusión por radio, televisión y otros medios de mensajer | \$328,136.00 | -\$200,534.00 | \$127,602.00 | \$92,588.00 | \$35,014.00 | \$92,588.00 | \$0.00 | \$35,014.00 | \$92,588.00 | \$92,588.00 | \$0.00 |
| 3621 Difusión por radio, televisión y otros medios de mensajer | \$328,136.00 | -\$200,534.00 | \$127,602.00 | \$92,588.00 | \$35,014.00 | \$92,588.00 | \$0.00 | \$35,014.00 | \$92,588.00 | \$92,588.00 | \$0.00 |
| 3800 SERVICIOS OFICIALES | \$0.00 | \$122,386.74 | \$122,386.74 | \$0.00 | \$122,386.74 | \$0.00 | \$0.00 | \$122,386.74 | \$0.00 | \$0.00 | \$0.00 |



Universidad Tecnológica de Huejutzingo
ESTADO DE PUEBLA

Estado del Ejercicio del Presupuesto por Fuente de Financiamiento Al 31/jul./2018

Fecha y hora de Impresión: 07/ago./2018 01:07 p. m.
 Usuario: ggilberrez
 Reporte: rptEstadoPresupuestoEgresos_FF

| Objeto del Gasto | Presupuesto | | | | | | | | | | Cuentas por Pagar Deuda | | |
|---|-----------------|------------------------------|---------------------|----------------|-----------------------------|----------------|---------------------------|---------------------------|----------------|----------------|-------------------------|--------|--|
| | Aprobado | Ampliaciones / (Reducciones) | Presupuesto Vigente | Comprometido | Disponible para Comprometer | Devengado | Comprometido No Devengado | Presupuesto Sin Devenegar | Ejercido | Pagado | | | |
| 3820 Gastos de orden social y cultural | \$0.00 | \$122,386.74 | \$122,386.74 | \$0.00 | \$122,386.74 | \$0.00 | \$0.00 | \$122,386.74 | \$0.00 | \$0.00 | \$0.00 | \$0.00 | |
| 3821 Gastos de orden social y cultural | \$0.00 | \$122,386.74 | \$122,386.74 | \$0.00 | \$122,386.74 | \$0.00 | \$0.00 | \$122,386.74 | \$0.00 | \$0.00 | \$0.00 | \$0.00 | |
| 3900 OTROS SERVICIOS GENERALES | \$3,198,180.00 | \$236,992.47 | \$3,435,172.47 | \$592,083.00 | \$2,843,089.47 | \$592,083.00 | \$0.00 | \$2,843,089.47 | \$445,450.00 | \$445,450.00 | \$146,633.00 | \$0.00 | |
| 3920 Impuestos y derechos | \$3,048,180.00 | -\$1,147,943.00 | \$1,900,237.00 | \$0.00 | \$1,900,237.00 | \$0.00 | \$0.00 | \$1,900,237.00 | \$0.00 | \$0.00 | \$0.00 | \$0.00 | |
| 3921 Impuestos y derechos | \$3,048,180.00 | -\$1,147,943.00 | \$1,900,237.00 | \$0.00 | \$1,900,237.00 | \$0.00 | \$0.00 | \$1,900,237.00 | \$0.00 | \$0.00 | \$0.00 | \$0.00 | |
| 3980 Impuesto sobre nóminas y otros que se derivan de una r | \$0.00 | \$1,384,935.47 | \$1,384,935.47 | \$592,083.00 | \$792,852.47 | \$592,083.00 | \$0.00 | \$792,852.47 | \$445,450.00 | \$445,450.00 | \$146,633.00 | \$0.00 | |
| 3981 Impuesto sobre nóminas y otros que se derivan de una r | \$0.00 | \$1,384,935.47 | \$1,384,935.47 | \$592,083.00 | \$792,852.47 | \$592,083.00 | \$0.00 | \$792,852.47 | \$445,450.00 | \$445,450.00 | \$146,633.00 | \$0.00 | |
| 3990 Otros servicios generales | \$150,000.00 | \$0.00 | \$150,000.00 | \$0.00 | \$150,000.00 | \$0.00 | \$0.00 | \$150,000.00 | \$0.00 | \$0.00 | \$0.00 | \$0.00 | |
| 3991 Otros servicios generales | \$150,000.00 | \$0.00 | \$150,000.00 | \$0.00 | \$150,000.00 | \$0.00 | \$0.00 | \$150,000.00 | \$0.00 | \$0.00 | \$0.00 | \$0.00 | |
| 4000 TRANSFERENCIAS, ASIGNACIONES, SUBSID | \$364,300.00 | \$143,794.89 | \$508,094.89 | \$504,297.68 | \$3,797.21 | \$504,297.68 | \$0.00 | \$3,797.21 | \$504,297.68 | \$504,297.68 | \$0.00 | \$0.00 | |
| 4400 AYUDAS SOCIALES | \$364,300.00 | \$143,794.89 | \$508,094.89 | \$504,297.68 | \$3,797.21 | \$504,297.68 | \$0.00 | \$3,797.21 | \$504,297.68 | \$504,297.68 | \$0.00 | \$0.00 | |
| 4410 Ayudas sociales a personas | \$0.00 | \$1,705.00 | \$1,705.00 | \$1,705.00 | \$0.00 | \$1,705.00 | \$0.00 | \$0.00 | \$1,705.00 | \$1,705.00 | \$0.00 | \$0.00 | |
| 4411 Ayudas sociales a personas | \$0.00 | \$1,705.00 | \$1,705.00 | \$1,705.00 | \$0.00 | \$1,705.00 | \$0.00 | \$0.00 | \$1,705.00 | \$1,705.00 | \$0.00 | \$0.00 | |
| 4440 Ayudas sociales a actividades científicas o académicas | \$364,300.00 | \$142,089.89 | \$506,389.89 | \$502,592.68 | \$3,797.21 | \$502,592.68 | \$0.00 | \$3,797.21 | \$502,592.68 | \$502,592.68 | \$0.00 | \$0.00 | |
| 4441 Ayudas sociales a actividades científicas o académicas | \$364,300.00 | \$142,089.89 | \$506,389.89 | \$502,592.68 | \$3,797.21 | \$502,592.68 | \$0.00 | \$3,797.21 | \$502,592.68 | \$502,592.68 | \$0.00 | \$0.00 | |
| 5000 BIENES MUEBLES, INMUEBLES E INTANGIBL | \$0.00 | \$314,183.41 | \$314,183.41 | \$6,960.00 | \$307,223.41 | \$6,960.00 | \$0.00 | \$307,223.41 | \$6,960.00 | \$6,960.00 | \$0.00 | \$0.00 | |
| 5100 MOBILIARIO Y EQUIPO DE ADMINISTRACIÓN | \$0.00 | \$173,108.26 | \$173,108.26 | \$2,842.00 | \$170,266.26 | \$2,842.00 | \$0.00 | \$170,266.26 | \$2,842.00 | \$2,842.00 | \$0.00 | \$0.00 | |
| 5150 Equipo de cómputo y de tecnología de la información | \$0.00 | \$13,270.40 | \$13,270.40 | \$2,842.00 | \$10,428.40 | \$2,842.00 | \$0.00 | \$10,428.40 | \$2,842.00 | \$2,842.00 | \$0.00 | \$0.00 | |
| 5151 Equipo de cómputo y de tecnología de la información | \$0.00 | \$13,270.40 | \$13,270.40 | \$2,842.00 | \$10,428.40 | \$2,842.00 | \$0.00 | \$10,428.40 | \$2,842.00 | \$2,842.00 | \$0.00 | \$0.00 | |
| 5190 Otros mobiliarios y equipos de administración | \$0.00 | \$159,837.86 | \$159,837.86 | \$0.00 | \$159,837.86 | \$0.00 | \$0.00 | \$159,837.86 | \$0.00 | \$0.00 | \$0.00 | \$0.00 | |
| 5191 Otros mobiliarios y equipos de administración | \$0.00 | \$159,837.86 | \$159,837.86 | \$0.00 | \$159,837.86 | \$0.00 | \$0.00 | \$159,837.86 | \$0.00 | \$0.00 | \$0.00 | \$0.00 | |
| 5200 MOBILIARIO Y EQUIPO EDUCACIONAL Y RECREATI | \$0.00 | \$136,957.15 | \$136,957.15 | \$0.00 | \$136,957.15 | \$0.00 | \$0.00 | \$136,957.15 | \$0.00 | \$0.00 | \$0.00 | \$0.00 | |
| 5290 Otro mobiliario y equipo educacional y recreativo | \$0.00 | \$136,957.15 | \$136,957.15 | \$0.00 | \$136,957.15 | \$0.00 | \$0.00 | \$136,957.15 | \$0.00 | \$0.00 | \$0.00 | \$0.00 | |
| 5291 Otro mobiliario y equipo educacional y recreativo | \$0.00 | \$136,957.15 | \$136,957.15 | \$0.00 | \$136,957.15 | \$0.00 | \$0.00 | \$136,957.15 | \$0.00 | \$0.00 | \$0.00 | \$0.00 | |
| 5600 MAQUINARIA, OTROS EQUIPOS Y HERRAMIENTAS | \$0.00 | \$4,118.00 | \$4,118.00 | \$4,118.00 | \$0.00 | \$4,118.00 | \$0.00 | \$0.00 | \$4,118.00 | \$4,118.00 | \$0.00 | \$0.00 | |
| 5660 Equipos de generación eléctrica, aparatos y accesorios e | \$0.00 | \$4,118.00 | \$4,118.00 | \$4,118.00 | \$0.00 | \$4,118.00 | \$0.00 | \$0.00 | \$4,118.00 | \$4,118.00 | \$0.00 | \$0.00 | |
| 5661 Equipos de generación eléctrica, aparatos y accesorios e | \$0.00 | \$4,118.00 | \$4,118.00 | \$4,118.00 | \$0.00 | \$4,118.00 | \$0.00 | \$0.00 | \$4,118.00 | \$4,118.00 | \$0.00 | \$0.00 | |
| CAPTACION DE DERECHOS 2018 | \$12,343,695.00 | -\$51,493.00 | \$12,292,197.00 | \$4,224,959.54 | \$8,057,237.46 | \$4,224,959.54 | \$0.00 | \$8,057,237.46 | \$3,808,106.54 | \$3,808,106.54 | \$416,853.00 | \$0.00 | |
| 05 ECONOMÍAS DE INGRESOS PROPIOS 2017 | | | | | | | | | | | | | |
| 3000 SERVICIOS GENERALES | \$439,710.00 | -\$3,840.00 | \$435,870.00 | \$435,870.00 | \$0.00 | \$435,870.00 | \$0.00 | \$0.00 | \$435,870.00 | \$435,870.00 | \$0.00 | \$0.00 | |



Universidad Tecnológica de Huejotzingo
ESTADO DE PUEBLA

Estado del Ejercicio del Presupuesto por Fuente de Financiamiento Al 31/jul./2018

Fecha y hora de impresión: 07/ago./2018 01:07 p. m.
 Usuario: ggutierrez
 Reporte: rptEstadoPresupuestoEgresos_FF

| Objeto del Gasto | Fuente de Financiamiento | | | | Presupuesto Disponible para Comprometer | | | Cuentas por Pagar | | |
|---|--------------------------|------------------------------|---------------------|---------------------|---|---------------------------|---------------------------|---------------------|---------------------|---------------|
| | Aprobado | Ampliaciones / (Reducciones) | Presupuesto Vigente | Comprometido | Devengado | Comprometido No Devengado | Presupuesto Sin Devenagar | Ejercido | Pagado | Deuda |
| 3300 SERVICIOS PROFESIONALES, CIENTÍFICOS, TÉCNICOS | \$432,216.00 | \$0.00 | \$432,216.00 | \$432,216.00 | \$432,216.00 | \$0.00 | \$0.00 | \$432,216.00 | \$432,216.00 | \$0.00 |
| 3380 Servicios de apoyo administrativo, fotocopiado e impresk | \$432,216.00 | \$0.00 | \$432,216.00 | \$432,216.00 | \$432,216.00 | \$0.00 | \$0.00 | \$432,216.00 | \$432,216.00 | \$0.00 |
| 3361 Servicios de apoyo administrativo, fotocopiado e impresk | \$432,216.00 | \$0.00 | \$432,216.00 | \$432,216.00 | \$432,216.00 | \$0.00 | \$0.00 | \$432,216.00 | \$432,216.00 | \$0.00 |
| 3400 SERVICIOS FINANCIEROS, BANCARIOS Y COMERCIO | \$1,000.00 | -\$1,000.00 | \$0.00 | \$0.00 | \$0.00 | \$0.00 | \$0.00 | \$0.00 | \$0.00 | \$0.00 |
| 3410 Servicios financieros y bancarios | \$1,000.00 | -\$1,000.00 | \$0.00 | \$0.00 | \$0.00 | \$0.00 | \$0.00 | \$0.00 | \$0.00 | \$0.00 |
| 3411 Servicios financieros y bancarios | \$1,000.00 | -\$1,000.00 | \$0.00 | \$0.00 | \$0.00 | \$0.00 | \$0.00 | \$0.00 | \$0.00 | \$0.00 |
| 3900 OTROS SERVICIOS GENERALES | \$6,494.00 | -\$2,840.00 | \$3,654.00 | \$3,654.00 | \$3,654.00 | \$0.00 | \$0.00 | \$3,654.00 | \$3,654.00 | \$0.00 |
| 3990 Otros servicios generales | \$6,494.00 | -\$2,840.00 | \$3,654.00 | \$3,654.00 | \$3,654.00 | \$0.00 | \$0.00 | \$3,654.00 | \$3,654.00 | \$0.00 |
| 3991 Otros servicios generales | \$6,494.00 | -\$2,840.00 | \$3,654.00 | \$3,654.00 | \$3,654.00 | \$0.00 | \$0.00 | \$3,654.00 | \$3,654.00 | \$0.00 |
| 4000 TRANSFERENCIAS, ASIGNACIONES, SUBSIDIOS | \$0.00 | \$1,261.00 | \$1,261.00 | \$1,261.00 | \$1,261.00 | \$0.00 | \$0.00 | \$1,261.00 | \$1,261.00 | \$0.00 |
| 4400 AYUDAS SOCIALES | \$0.00 | \$1,261.00 | \$1,261.00 | \$1,261.00 | \$1,261.00 | \$0.00 | \$0.00 | \$1,261.00 | \$1,261.00 | \$0.00 |
| 4440 Ayudas sociales a actividades científicas o académicas | \$0.00 | \$1,261.00 | \$1,261.00 | \$1,261.00 | \$1,261.00 | \$0.00 | \$0.00 | \$1,261.00 | \$1,261.00 | \$0.00 |
| 4441 Ayudas sociales a actividades científicas o académicas | \$0.00 | \$1,261.00 | \$1,261.00 | \$1,261.00 | \$1,261.00 | \$0.00 | \$0.00 | \$1,261.00 | \$1,261.00 | \$0.00 |
| 5000 BIENES MUEBLES, INMUEBLES E INTANGIBLES | \$17,583.14 | \$2,579.00 | \$20,162.14 | \$0.00 | \$0.00 | \$20,162.14 | \$20,162.14 | \$0.00 | \$0.00 | \$0.00 |
| 5100 MOBILIARIO Y EQUIPO DE ADMINISTRACIÓN | \$17,583.14 | \$2,579.00 | \$20,162.14 | \$0.00 | \$0.00 | \$20,162.14 | \$20,162.14 | \$0.00 | \$0.00 | \$0.00 |
| 5190 Otros mobiliarios y equipos de administración | \$17,583.14 | \$2,579.00 | \$20,162.14 | \$0.00 | \$0.00 | \$20,162.14 | \$20,162.14 | \$0.00 | \$0.00 | \$0.00 |
| 5191 Otros mobiliarios y equipos de administración | \$17,583.14 | \$2,579.00 | \$20,162.14 | \$0.00 | \$0.00 | \$20,162.14 | \$20,162.14 | \$0.00 | \$0.00 | \$0.00 |
| ECONOMIAS DE INGRESOS PROPIOS | \$457,293.14 | \$0.00 | \$457,293.14 | \$437,131.00 | \$437,131.00 | \$0.00 | \$20,162.14 | \$437,131.00 | \$437,131.00 | \$0.00 |

07 FONDO DE CONTINGENCIA

| | | | | | | | | | | |
|--|------------|-------------|------------|----------|----------|------------|------------|----------|----------|--------|
| 3000 SERVICIOS GENERALES | \$145.85 | \$57.15 | \$203.00 | \$203.00 | \$203.00 | \$0.00 | \$0.00 | \$203.00 | \$203.00 | \$0.00 |
| 3400 SERVICIOS FINANCIEROS, BANCARIOS Y COMERCIO | \$145.85 | \$57.15 | \$203.00 | \$203.00 | \$203.00 | \$0.00 | \$0.00 | \$203.00 | \$203.00 | \$0.00 |
| 3410 Servicios financieros y bancarios | \$145.85 | \$57.15 | \$203.00 | \$203.00 | \$203.00 | \$0.00 | \$0.00 | \$203.00 | \$203.00 | \$0.00 |
| 3411 Servicios financieros y bancarios | \$145.85 | \$57.15 | \$203.00 | \$203.00 | \$203.00 | \$0.00 | \$0.00 | \$203.00 | \$203.00 | \$0.00 |
| 5000 BIENES MUEBLES, INMUEBLES E INTANGIBLES | \$4,300.00 | -\$57.15 | \$4,242.85 | \$0.00 | \$0.00 | \$4,242.85 | \$4,242.85 | \$0.00 | \$0.00 | \$0.00 |
| 5100 MOBILIARIO Y EQUIPO DE ADMINISTRACIÓN | \$4,300.00 | -\$2,300.00 | \$2,000.00 | \$0.00 | \$0.00 | \$2,000.00 | \$2,000.00 | \$0.00 | \$0.00 | \$0.00 |
| 5190 Otros mobiliarios y equipos de administración | \$4,300.00 | -\$2,300.00 | \$2,000.00 | \$0.00 | \$0.00 | \$2,000.00 | \$2,000.00 | \$0.00 | \$0.00 | \$0.00 |
| 5191 Otros mobiliarios y equipos de administración | \$4,300.00 | -\$2,300.00 | \$2,000.00 | \$0.00 | \$0.00 | \$2,000.00 | \$2,000.00 | \$0.00 | \$0.00 | \$0.00 |
| 5200 MOBILIARIO Y EQUIPO EDUCACIONAL Y RECREATIVO | \$0.00 | \$2,242.85 | \$2,242.85 | \$0.00 | \$0.00 | \$2,242.85 | \$2,242.85 | \$0.00 | \$0.00 | \$0.00 |
| 5290 Otro mobiliario y equipo educacional y recreativo | \$0.00 | \$2,242.85 | \$2,242.85 | \$0.00 | \$0.00 | \$2,242.85 | \$2,242.85 | \$0.00 | \$0.00 | \$0.00 |
| 5291 Otro mobiliario y equipo educacional y recreativo | \$0.00 | \$2,242.85 | \$2,242.85 | \$0.00 | \$0.00 | \$2,242.85 | \$2,242.85 | \$0.00 | \$0.00 | \$0.00 |



Universidad Tecnológica de Huejotzingo
ESTADO DE PUEBLA

Estado del Ejercicio del Presupuesto por Fuente de Financiamiento Al 31/jul./2018

Fecha y hora de impresión: 07/ago./2018 01:07 p. m.
 Usuario: rgutierrez
 Reporte: rptEstadoPresupuestoEgresos_FF

| Objeto del Gasto | Presupuesto Disponible para Comprometer | | | | Presupuesto Sin Devengar | | Ejercido | Pagado | Cuentas por Pagar Deuda |
|--|---|------------------------------|---------------------|--------------|--------------------------|---------------------------|--------------|--------------|-------------------------|
| | Aprobado | Ampliaciones / (Reducciones) | Presupuesto Vigente | Comprometido | Devengado | Comprometido No Devengado | | | |
| FONDO DE CONTINGENCIA | \$4,445.85 | \$0.00 | \$4,445.85 | \$203.00 | \$4,242.85 | \$0.00 | \$203.00 | \$203.00 | \$0.00 |
| 08 PFCE 2016 | | | | | | | | | |
| 2000 MATERIALES Y SUMINISTROS | \$0.00 | \$29,900.86 | \$29,900.86 | \$29,900.86 | \$0.00 | \$0.00 | \$29,900.86 | \$29,900.86 | \$0.00 |
| 2100 MATERIALES DE ADMINISTRACIÓN, EMISIÓN DE DC | \$0.00 | \$29,900.86 | \$29,900.86 | \$29,900.86 | \$0.00 | \$0.00 | \$29,900.86 | \$29,900.86 | \$0.00 |
| 2170 Materiales y útiles de enseñanza | \$0.00 | \$29,900.86 | \$29,900.86 | \$29,900.86 | \$0.00 | \$0.00 | \$29,900.86 | \$29,900.86 | \$0.00 |
| 2171 Materiales y útiles de enseñanza | \$0.00 | \$29,900.86 | \$29,900.86 | \$29,900.86 | \$0.00 | \$0.00 | \$29,900.86 | \$29,900.86 | \$0.00 |
| 3000 SERVICIOS GENERALES | \$29,900.86 | -\$29,900.86 | \$0.00 | \$0.00 | \$0.00 | \$0.00 | \$0.00 | \$0.00 | \$0.00 |
| 3300 SERVICIOS PROFESIONALES, CIENTÍFICOS, TÉCNIC | \$29,900.86 | -\$29,900.86 | \$0.00 | \$0.00 | \$0.00 | \$0.00 | \$0.00 | \$0.00 | \$0.00 |
| 3360 Servicios de apoyo administrativo, fotocopiado e impresik | \$29,900.86 | -\$29,900.86 | \$0.00 | \$0.00 | \$0.00 | \$0.00 | \$0.00 | \$0.00 | \$0.00 |
| 3361 Servicios de apoyo administrativo, fotocopiado e impresik | \$29,900.86 | -\$29,900.86 | \$0.00 | \$0.00 | \$0.00 | \$0.00 | \$0.00 | \$0.00 | \$0.00 |
| PFCE 2016 | \$29,900.86 | \$0.00 | \$29,900.86 | \$29,900.86 | \$0.00 | \$0.00 | \$29,900.86 | \$29,900.86 | \$0.00 |
| 09 PFCE 2017 | | | | | | | | | |
| 3000 SERVICIOS GENERALES | \$633,160.00 | \$0.00 | \$633,160.00 | \$341,521.12 | \$291,638.88 | \$0.00 | \$341,521.12 | \$341,521.12 | \$0.00 |
| 3300 SERVICIOS PROFESIONALES, CIENTÍFICOS, TÉCNIC | \$638,160.00 | \$0.00 | \$638,160.00 | \$291,244.50 | \$246,915.50 | \$0.00 | \$291,244.50 | \$291,244.50 | \$0.00 |
| 3340 Servicios de capacitación | \$488,160.00 | \$0.00 | \$488,160.00 | \$274,924.30 | \$213,235.70 | \$0.00 | \$274,924.30 | \$274,924.30 | \$0.00 |
| 3341 Servicios de capacitación | \$488,160.00 | \$0.00 | \$488,160.00 | \$274,924.30 | \$213,235.70 | \$0.00 | \$274,924.30 | \$274,924.30 | \$0.00 |
| 3360 Servicios de apoyo administrativo, fotocopiado e impresik | \$50,000.00 | \$0.00 | \$50,000.00 | \$16,320.20 | \$33,679.80 | \$0.00 | \$16,320.20 | \$16,320.20 | \$0.00 |
| 3361 Servicios de apoyo administrativo, fotocopiado e impresik | \$50,000.00 | \$0.00 | \$50,000.00 | \$16,320.20 | \$33,679.80 | \$0.00 | \$16,320.20 | \$16,320.20 | \$0.00 |
| 3700 SERVICIOS DE TRASLADO Y VIÁTICOS | \$0.00 | \$26,914.62 | \$26,914.62 | \$22,976.62 | \$3,938.00 | \$0.00 | \$22,976.62 | \$22,976.62 | \$0.00 |
| 3710 Pasajes aéreos | \$0.00 | \$14,928.60 | \$14,928.60 | \$11,620.60 | \$3,308.00 | \$0.00 | \$11,620.60 | \$11,620.60 | \$0.00 |
| 3711 Pasajes Aéreos Nacionales | \$0.00 | \$14,928.60 | \$14,928.60 | \$11,620.60 | \$3,308.00 | \$0.00 | \$11,620.60 | \$11,620.60 | \$0.00 |
| 3720 Pasajes terrestres | \$0.00 | \$3,318.00 | \$3,318.00 | \$2,688.00 | \$630.00 | \$0.00 | \$2,688.00 | \$2,688.00 | \$0.00 |
| 3721 Pasajes terrestres Nacionales | \$0.00 | \$3,318.00 | \$3,318.00 | \$2,688.00 | \$630.00 | \$0.00 | \$2,688.00 | \$2,688.00 | \$0.00 |
| 3750 Viáticos en el país | \$0.00 | \$8,668.02 | \$8,668.02 | \$8,668.02 | \$0.00 | \$0.00 | \$8,668.02 | \$8,668.02 | \$0.00 |
| 3751 Viáticos en el país | \$0.00 | \$8,668.02 | \$8,668.02 | \$8,668.02 | \$0.00 | \$0.00 | \$8,668.02 | \$8,668.02 | \$0.00 |
| 3800 SERVICIOS OFICIALES | \$95,000.00 | -\$26,914.62 | \$68,085.38 | \$27,300.00 | \$40,785.38 | \$0.00 | \$27,300.00 | \$27,300.00 | \$0.00 |
| 3830 Congresos y convenciones | \$95,000.00 | -\$26,914.62 | \$68,085.38 | \$27,300.00 | \$40,785.38 | \$0.00 | \$27,300.00 | \$27,300.00 | \$0.00 |
| 3831 Congresos y convenciones | \$95,000.00 | -\$26,914.62 | \$68,085.38 | \$27,300.00 | \$40,785.38 | \$0.00 | \$27,300.00 | \$27,300.00 | \$0.00 |
| PFCE 2017 | \$633,160.00 | \$0.00 | \$633,160.00 | \$341,521.12 | \$291,638.88 | \$0.00 | \$341,521.12 | \$341,521.12 | \$0.00 |



Universidad Tecnológica de Huejotzingo ESTADO DE PUEBLA

Estado del Ejercicio del Presupuesto por Fuente de Financiamiento Al 31/jul./2018

Fecha y hora de impresión: 07/ago./2018 01:07 p. m.
 Usuario: aguilera
 Reporte: rptEstadoPresupuestoEgresos_FF

| Objeto del Gasto | Fuente de Financiamiento | Aprobado | Ampliaciones / (Reducciones) | Presupuesto Vigente | Presupuesto Disponible para | | Devengado | Comprometido No Devengado | Presupuesto Sin Devenegar | Ejercido | Pagado | Cuentas por Pagar | Deuda |
|------------------|---|----------------|------------------------------|---------------------|-----------------------------|-------------|----------------|---------------------------|---------------------------|----------------|----------------|-------------------|--------|
| | | | | | Comprometido | Comprometer | | | | | | | |
| 10 | FAM SUPERIOR 2017 | | | | | | | | | | | | |
| 2000 | MATERIALES Y SUMINISTROS | \$459,401.55 | -\$111,851.69 | \$347,549.86 | \$347,549.86 | \$0.00 | \$347,549.86 | \$0.00 | \$0.00 | \$347,549.86 | \$347,549.86 | \$0.00 | \$0.00 |
| 2100 | MATERIALES DE ADMINISTRACIÓN, EMISIÓN DE DC | \$149,308.06 | -\$7,273.86 | \$142,034.20 | \$142,034.20 | \$0.00 | \$142,034.20 | \$0.00 | \$0.00 | \$142,034.20 | \$142,034.20 | \$0.00 | \$0.00 |
| 2110 | Materiales, útiles y equipos menores de oficina | \$83,297.28 | -\$5,208.52 | \$78,088.76 | \$78,088.76 | \$0.00 | \$78,088.76 | \$0.00 | \$0.00 | \$78,088.76 | \$78,088.76 | \$0.00 | \$0.00 |
| 2111 | Materiales, útiles y equipos menores de oficina | \$83,297.28 | -\$5,208.52 | \$78,088.76 | \$78,088.76 | \$0.00 | \$78,088.76 | \$0.00 | \$0.00 | \$78,088.76 | \$78,088.76 | \$0.00 | \$0.00 |
| 2140 | Materiales, útiles y equipos menores de tecnologías de la | \$66,610.78 | -\$2,065.34 | \$64,545.44 | \$64,545.44 | \$0.00 | \$64,545.44 | \$0.00 | \$0.00 | \$64,545.44 | \$64,545.44 | \$0.00 | \$0.00 |
| 2141 | Materiales, útiles y equipos menores de tecnologías de la | \$66,610.78 | -\$2,065.34 | \$64,545.44 | \$64,545.44 | \$0.00 | \$64,545.44 | \$0.00 | \$0.00 | \$64,545.44 | \$64,545.44 | \$0.00 | \$0.00 |
| 2400 | MATERIALES Y ARTÍCULOS DE CONSTRUCCIÓN Y I | \$80,691.00 | -\$53,669.22 | \$27,021.78 | \$27,021.78 | \$0.00 | \$27,021.78 | \$0.00 | \$0.00 | \$27,021.78 | \$27,021.78 | \$0.00 | \$0.00 |
| 2460 | Material eléctrico y electrónico | \$80,691.00 | -\$53,669.22 | \$27,021.78 | \$27,021.78 | \$0.00 | \$27,021.78 | \$0.00 | \$0.00 | \$27,021.78 | \$27,021.78 | \$0.00 | \$0.00 |
| 2461 | Material eléctrico y electrónico | \$80,691.00 | -\$53,669.22 | \$27,021.78 | \$27,021.78 | \$0.00 | \$27,021.78 | \$0.00 | \$0.00 | \$27,021.78 | \$27,021.78 | \$0.00 | \$0.00 |
| 2500 | PRODUCTOS QUÍMICOS, FARMACÉUTICOS Y DE LA | \$982.52 | \$3,461.44 | \$4,443.96 | \$4,443.96 | \$0.00 | \$4,443.96 | \$0.00 | \$0.00 | \$4,443.96 | \$4,443.96 | \$0.00 | \$0.00 |
| 2530 | Medicinas y productos farmacéuticos | \$982.52 | \$3,461.44 | \$4,443.96 | \$4,443.96 | \$0.00 | \$4,443.96 | \$0.00 | \$0.00 | \$4,443.96 | \$4,443.96 | \$0.00 | \$0.00 |
| 2531 | Medicinas y productos farmacéuticos | \$982.52 | \$3,461.44 | \$4,443.96 | \$4,443.96 | \$0.00 | \$4,443.96 | \$0.00 | \$0.00 | \$4,443.96 | \$4,443.96 | \$0.00 | \$0.00 |
| 2900 | HERRAMIENTAS, REFACCIONES Y ACCESORIOS MI | \$227,819.97 | -\$54,370.05 | \$173,449.92 | \$173,449.92 | \$0.00 | \$173,449.92 | \$0.00 | \$0.00 | \$173,449.92 | \$173,449.92 | \$0.00 | \$0.00 |
| 2940 | Refacciones y accesorios menores de equipo de cómput | \$227,819.97 | -\$54,370.05 | \$173,449.92 | \$173,449.92 | \$0.00 | \$173,449.92 | \$0.00 | \$0.00 | \$173,449.92 | \$173,449.92 | \$0.00 | \$0.00 |
| 2941 | Refacciones y accesorios menores de equipo de cómput | \$227,819.97 | -\$54,370.05 | \$173,449.92 | \$173,449.92 | \$0.00 | \$173,449.92 | \$0.00 | \$0.00 | \$173,449.92 | \$173,449.92 | \$0.00 | \$0.00 |
| 3000 | SERVICIOS GENERALES | \$11,522.28 | \$2,835.02 | \$14,357.30 | \$14,357.30 | \$0.00 | \$14,357.30 | \$0.00 | \$0.00 | \$14,357.30 | \$14,357.30 | \$0.00 | \$0.00 |
| 3300 | SERVICIOS PROFESIONALES, CIENTÍFICOS, TÉCNIC | \$11,522.28 | \$2,835.02 | \$14,357.30 | \$14,357.30 | \$0.00 | \$14,357.30 | \$0.00 | \$0.00 | \$14,357.30 | \$14,357.30 | \$0.00 | \$0.00 |
| 3360 | Servicios de apoyo administrativo, fotocopiado e impres | \$11,522.28 | \$2,835.02 | \$14,357.30 | \$14,357.30 | \$0.00 | \$14,357.30 | \$0.00 | \$0.00 | \$14,357.30 | \$14,357.30 | \$0.00 | \$0.00 |
| 3361 | Servicios de apoyo administrativo, fotocopiado e impres | \$11,522.28 | \$2,835.02 | \$14,357.30 | \$14,357.30 | \$0.00 | \$14,357.30 | \$0.00 | \$0.00 | \$14,357.30 | \$14,357.30 | \$0.00 | \$0.00 |
| 5000 | BIENES MUEBLES, INMUEBLES E INTANGIBLE | \$4,444,367.52 | \$109,016.67 | \$4,553,384.19 | \$4,553,384.19 | \$0.00 | \$4,553,384.19 | \$0.00 | \$0.00 | \$4,553,384.19 | \$4,553,384.19 | \$0.00 | \$0.00 |
| 5100 | MOBILIARIO Y EQUIPO DE ADMINISTRACIÓN | \$3,314,292.21 | \$706,378.88 | \$4,020,671.09 | \$4,020,671.09 | \$0.00 | \$4,020,671.09 | \$0.00 | \$0.00 | \$4,020,671.09 | \$4,020,671.09 | \$0.00 | \$0.00 |
| 5110 | Muebles de oficina y estantería | \$1,437,833.05 | \$229,788.14 | \$1,667,621.19 | \$1,667,621.19 | \$0.00 | \$1,667,621.19 | \$0.00 | \$0.00 | \$1,667,621.19 | \$1,667,621.19 | \$0.00 | \$0.00 |
| 5111 | Muebles de oficina y estantería | \$1,437,833.05 | \$229,788.14 | \$1,667,621.19 | \$1,667,621.19 | \$0.00 | \$1,667,621.19 | \$0.00 | \$0.00 | \$1,667,621.19 | \$1,667,621.19 | \$0.00 | \$0.00 |
| 5120 | Muebles, excepto de oficina y estantería | \$507,651.99 | -\$507,651.99 | \$0.00 | \$0.00 | \$0.00 | \$0.00 | \$0.00 | \$0.00 | \$0.00 | \$0.00 | \$0.00 | \$0.00 |
| 5121 | Muebles, excepto de oficina y estantería | \$507,651.99 | -\$507,651.99 | \$0.00 | \$0.00 | \$0.00 | \$0.00 | \$0.00 | \$0.00 | \$0.00 | \$0.00 | \$0.00 | \$0.00 |
| 5150 | Equipo de cómputo y de tecnología de la información | \$1,368,807.17 | \$984,242.73 | \$2,353,049.90 | \$2,353,049.90 | \$0.00 | \$2,353,049.90 | \$0.00 | \$0.00 | \$2,353,049.90 | \$2,353,049.90 | \$0.00 | \$0.00 |
| 5151 | Equipo de cómputo y de tecnología de la información | \$1,368,807.17 | \$984,242.73 | \$2,353,049.90 | \$2,353,049.90 | \$0.00 | \$2,353,049.90 | \$0.00 | \$0.00 | \$2,353,049.90 | \$2,353,049.90 | \$0.00 | \$0.00 |
| 5200 | MOBILIARIO Y EQUIPO EDUCACIONAL Y RECREATI | \$878,553.87 | -\$26,851.12 | \$851,702.75 | \$851,702.75 | \$0.00 | \$851,702.75 | \$0.00 | \$0.00 | \$851,702.75 | \$851,702.75 | \$0.00 | \$0.00 |
| 5210 | Equipos y aparatos audiovisuales | \$878,553.87 | -\$26,851.12 | \$851,702.75 | \$851,702.75 | \$0.00 | \$851,702.75 | \$0.00 | \$0.00 | \$851,702.75 | \$851,702.75 | \$0.00 | \$0.00 |



Universidad Tecnológica de Huejutzingo
ESTADO DE PUEBLA

Estado del Ejercicio del Presupuesto por Fuente de Financiamiento Al 31/jul./2018

Fecha y hora de Impresión | 07/ago./2018 01:07 p. m.
Ucr: gguilierrez
Rep: rptEstadoPresupuestoEgresos_FF

| Objeto del Gasto | Fuente de Financiamiento | | Presupuesto Disponible para Comprometer | | Devengado | Comprometido No Devengado | Presupuesto Sin Devenegar | Ejercido | Pagado | Cuentas por Pagar | Deuda |
|---|--------------------------|-----------------------------|---|-----------------------|-----------------------|---------------------------|---------------------------|-----------------------|-----------------------|-------------------|---------------|
| | Aprobado | Ampliaciones/ (Reducciones) | Presupuesto Vigente | Comprometido | | | | | | | |
| 5211 Equipos y aparatos audiovisuales | \$878,553.87 | -\$526,651.12 | \$351,902.75 | \$351,902.75 | \$351,902.75 | \$0.00 | \$0.00 | \$351,902.75 | \$351,902.75 | \$0.00 | \$0.00 |
| 5600 MAQUINARIA, OTROS EQUIPOS Y HERRAMIENTAS | \$251,521.44 | -\$70,711.09 | \$180,810.35 | \$180,810.35 | \$180,810.35 | \$0.00 | \$0.00 | \$180,810.35 | \$180,810.35 | \$0.00 | \$0.00 |
| 5640 Sistemas de aire acondicionado, calefacción y de refrieger | \$187,136.52 | -\$75,441.76 | \$111,694.76 | \$111,694.76 | \$111,694.76 | \$0.00 | \$0.00 | \$111,694.76 | \$111,694.76 | \$0.00 | \$0.00 |
| 5641 Sistemas de aire acondicionado, calefacción y de refrieger | \$187,136.52 | -\$75,441.76 | \$111,694.76 | \$111,694.76 | \$111,694.76 | \$0.00 | \$0.00 | \$111,694.76 | \$111,694.76 | \$0.00 | \$0.00 |
| 5650 Equipo de comunicación y telecomunicación | \$56,887.14 | -\$77.67 | \$56,809.47 | \$56,809.47 | \$56,809.47 | \$0.00 | \$0.00 | \$56,809.47 | \$56,809.47 | \$0.00 | \$0.00 |
| 5651 Equipo de comunicación y telecomunicación | \$56,887.14 | -\$77.67 | \$56,809.47 | \$56,809.47 | \$56,809.47 | \$0.00 | \$0.00 | \$56,809.47 | \$56,809.47 | \$0.00 | \$0.00 |
| 5690 Otros equipos | \$7,497.78 | \$4,808.34 | \$12,306.12 | \$12,306.12 | \$12,306.12 | \$0.00 | \$0.00 | \$12,306.12 | \$12,306.12 | \$0.00 | \$0.00 |
| 5691 Otros equipos | \$7,497.78 | \$4,808.34 | \$12,306.12 | \$12,306.12 | \$12,306.12 | \$0.00 | \$0.00 | \$12,306.12 | \$12,306.12 | \$0.00 | \$0.00 |
| FAM SUPERIOR 2017 | \$4,915,291.35 | \$0.00 | \$4,915,291.35 | \$4,915,291.35 | \$4,915,291.35 | \$0.00 | \$0.00 | \$4,915,291.35 | \$4,915,291.35 | \$0.00 | \$0.00 |

11 ECONOMÍAS DE CAPTACIÓN DE DERECHOS 2015

| | | | | | | | | | | | |
|--|-------------------|---------------|-------------------|-------------------|-------------------|---------------|---------------|-------------------|-------------------|---------------|---------------|
| 4000 TRANSFERENCIAS, ASIGNACIONES, SUBSID | \$2,703.53 | \$0.00 | \$2,703.53 | \$2,703.53 | \$2,703.53 | \$0.00 | \$0.00 | \$2,703.53 | \$2,703.53 | \$0.00 | \$0.00 |
| 4100 TRANSFERENCIAS INTERNAS Y ASIGNACIONES AL | \$2,703.53 | \$0.00 | \$2,703.53 | \$2,703.53 | \$2,703.53 | \$0.00 | \$0.00 | \$2,703.53 | \$2,703.53 | \$0.00 | \$0.00 |
| 4150 Transferencias internas otorgadas a entidades paraest | \$2,703.53 | \$0.00 | \$2,703.53 | \$2,703.53 | \$2,703.53 | \$0.00 | \$0.00 | \$2,703.53 | \$2,703.53 | \$0.00 | \$0.00 |
| 4151 Transferencias internas otorgadas a entidades paraest | \$2,703.53 | \$0.00 | \$2,703.53 | \$2,703.53 | \$2,703.53 | \$0.00 | \$0.00 | \$2,703.53 | \$2,703.53 | \$0.00 | \$0.00 |
| ECONOMÍAS DE CAPTACION DE DER | \$2,703.53 | \$0.00 | \$2,703.53 | \$2,703.53 | \$2,703.53 | \$0.00 | \$0.00 | \$2,703.53 | \$2,703.53 | \$0.00 | \$0.00 |

12 ECONOMÍAS DE CAPTACIÓN DE DERECHOS 2016

| | | | | | | | | | | | |
|--|----------------|---------------|----------------|----------------|----------------|---------------|---------------|----------------|----------------|---------------|---------------|
| 4000 TRANSFERENCIAS, ASIGNACIONES, SUBSID | \$89.15 | \$0.00 | \$89.15 | \$89.15 | \$89.15 | \$0.00 | \$0.00 | \$89.15 | \$89.15 | \$0.00 | \$0.00 |
| 4100 TRANSFERENCIAS INTERNAS Y ASIGNACIONES AL | \$89.15 | \$0.00 | \$89.15 | \$89.15 | \$89.15 | \$0.00 | \$0.00 | \$89.15 | \$89.15 | \$0.00 | \$0.00 |
| 4150 Transferencias internas otorgadas a entidades paraest | \$89.15 | \$0.00 | \$89.15 | \$89.15 | \$89.15 | \$0.00 | \$0.00 | \$89.15 | \$89.15 | \$0.00 | \$0.00 |
| 4151 Transferencias internas otorgadas a entidades paraest | \$89.15 | \$0.00 | \$89.15 | \$89.15 | \$89.15 | \$0.00 | \$0.00 | \$89.15 | \$89.15 | \$0.00 | \$0.00 |
| ECONOMÍAS DE CAPTACION DE DER | \$89.15 | \$0.00 | \$89.15 | \$89.15 | \$89.15 | \$0.00 | \$0.00 | \$89.15 | \$89.15 | \$0.00 | \$0.00 |

13 PROMEP-PRODEP 2014

| | | | | | | | | | | | |
|--|------------|--------|------------|--------|------------|--------|------------|--------|--------|--------|--------|
| 2000 MATERIALES Y SUMINISTROS | \$4,568.90 | \$0.00 | \$4,568.90 | \$0.00 | \$4,568.90 | \$0.00 | \$4,568.90 | \$0.00 | \$0.00 | \$0.00 | \$0.00 |
| 2100 MATERIALES DE ADMINISTRACIÓN, EMISIÓN DE DC | \$3,021.89 | \$0.00 | \$3,021.89 | \$0.00 | \$3,021.89 | \$0.00 | \$3,021.89 | \$0.00 | \$0.00 | \$0.00 | \$0.00 |
| 2150 Material impreso e información digital | \$3,021.89 | \$0.00 | \$3,021.89 | \$0.00 | \$3,021.89 | \$0.00 | \$3,021.89 | \$0.00 | \$0.00 | \$0.00 | \$0.00 |
| 2151 Material impreso e información digital | \$3,021.89 | \$0.00 | \$3,021.89 | \$0.00 | \$3,021.89 | \$0.00 | \$3,021.89 | \$0.00 | \$0.00 | \$0.00 | \$0.00 |
| 2600 COMBUSTIBLES, LUBRICANTES Y ADITIVOS | \$1,547.01 | \$0.00 | \$1,547.01 | \$0.00 | \$1,547.01 | \$0.00 | \$1,547.01 | \$0.00 | \$0.00 | \$0.00 | \$0.00 |
| 2610 Combustibles, lubricantes y aditivos | \$1,547.01 | \$0.00 | \$1,547.01 | \$0.00 | \$1,547.01 | \$0.00 | \$1,547.01 | \$0.00 | \$0.00 | \$0.00 | \$0.00 |



Universidad Tecnológica de Huejotzingo ESTADO DE PUEBLA

Estado del Ejercicio del Presupuesto por Fuente de Financiamiento Al 31/jul./2018

Fecha y hora de impresión | 07/ago./2018 01:07 p. m.
 Usuario: ggutierrez
 Reporte: rptEstadoPresupuestoEgresos_FF

| Objeto del Gasto | Fuente de Financiamiento | | | | | Presupuesto Disponible para Comprometer | | | Presupuesto Sin Devengar | | | Cuentas por Pagar | |
|--|--------------------------|------------------------------|---------------------|-----------------|-----------------------------|---|---------------------------|-----------------|--------------------------|-----------------|---------------|-------------------|---------------|
| | Aprobado | Ampliaciones / (Reducciones) | Presupuesto Vigente | Comprometido | Disponible para Comprometer | Devengado | Comprometido No Devengado | Ejercido | Pagado | Deuda | | | |
| 2611 Combustibles | \$1,547.01 | \$0.00 | \$1,547.01 | \$0.00 | \$1,547.01 | \$0.00 | \$0.00 | \$0.00 | \$0.00 | \$0.00 | \$0.00 | \$0.00 | \$0.00 |
| 3000 SERVICIOS GENERALES | \$46,413.14 | \$0.00 | \$46,413.14 | \$203.00 | \$46,210.14 | \$203.00 | \$0.00 | \$203.00 | \$203.00 | \$203.00 | \$0.00 | \$203.00 | \$0.00 |
| 3400 SERVICIOS FINANCIEROS, BANCARIOS Y COMERCIO | \$1,259.12 | \$0.00 | \$1,259.12 | \$203.00 | \$1,056.12 | \$203.00 | \$0.00 | \$203.00 | \$203.00 | \$203.00 | \$0.00 | \$203.00 | \$0.00 |
| 3410 Servicios financieros y bancarios | \$1,259.12 | \$0.00 | \$1,259.12 | \$203.00 | \$1,056.12 | \$203.00 | \$0.00 | \$203.00 | \$203.00 | \$203.00 | \$0.00 | \$203.00 | \$0.00 |
| 3411 Servicios financieros y bancarios | \$1,259.12 | \$0.00 | \$1,259.12 | \$203.00 | \$1,056.12 | \$203.00 | \$0.00 | \$203.00 | \$203.00 | \$203.00 | \$0.00 | \$203.00 | \$0.00 |
| 3700 SERVICIOS DE TRASLADO Y VIÁTICOS | \$45,154.02 | \$0.00 | \$45,154.02 | \$0.00 | \$45,154.02 | \$0.00 | \$0.00 | \$0.00 | \$0.00 | \$0.00 | \$0.00 | \$0.00 | \$0.00 |
| 3720 Pasajes terrestres | \$7,456.00 | \$0.00 | \$7,456.00 | \$0.00 | \$7,456.00 | \$0.00 | \$0.00 | \$0.00 | \$0.00 | \$0.00 | \$0.00 | \$0.00 | \$0.00 |
| 3721 Pasajes terrestres Nacionales | \$7,456.00 | \$0.00 | \$7,456.00 | \$0.00 | \$7,456.00 | \$0.00 | \$0.00 | \$0.00 | \$0.00 | \$0.00 | \$0.00 | \$0.00 | \$0.00 |
| 3750 Viáticos en el país | \$37,698.02 | \$0.00 | \$37,698.02 | \$0.00 | \$37,698.02 | \$0.00 | \$0.00 | \$0.00 | \$0.00 | \$0.00 | \$0.00 | \$0.00 | \$0.00 |
| 3751 Viáticos en el país | \$37,698.02 | \$0.00 | \$37,698.02 | \$0.00 | \$37,698.02 | \$0.00 | \$0.00 | \$0.00 | \$0.00 | \$0.00 | \$0.00 | \$0.00 | \$0.00 |
| 5000 BIENES MUEBLES, INMUEBLES E INTANGIBLES | \$96,113.58 | \$0.00 | \$96,113.58 | \$0.00 | \$96,113.58 | \$0.00 | \$0.00 | \$0.00 | \$0.00 | \$0.00 | \$0.00 | \$0.00 | \$0.00 |
| 5100 MOBILIARIO Y EQUIPO DE ADMINISTRACIÓN | \$96,113.58 | \$0.00 | \$96,113.58 | \$0.00 | \$96,113.58 | \$0.00 | \$0.00 | \$0.00 | \$0.00 | \$0.00 | \$0.00 | \$0.00 | \$0.00 |
| 5150 Equipo de cómputo y de tecnología de la información | \$96,113.58 | \$0.00 | \$96,113.58 | \$0.00 | \$96,113.58 | \$0.00 | \$0.00 | \$0.00 | \$0.00 | \$0.00 | \$0.00 | \$0.00 | \$0.00 |
| 5151 Equipo de cómputo y de tecnología de la información | \$96,113.58 | \$0.00 | \$96,113.58 | \$0.00 | \$96,113.58 | \$0.00 | \$0.00 | \$0.00 | \$0.00 | \$0.00 | \$0.00 | \$0.00 | \$0.00 |
| PROMEP-PRODEP 2014 | \$147,095.62 | \$0.00 | \$147,095.62 | \$203.00 | \$146,892.62 | \$203.00 | \$0.00 | \$203.00 | \$203.00 | \$203.00 | \$0.00 | \$203.00 | \$0.00 |

14 PROMEP-PRODEP 2015

| | | | | | | | | | | | | | |
|--|-------------|--------|-------------|--------|-------------|--------|--------|--------|--------|--------|--------|--------|--------|
| 2000 MATERIALES Y SUMINISTROS | \$381.80 | \$0.00 | \$381.80 | \$0.00 | \$381.80 | \$0.00 | \$0.00 | \$0.00 | \$0.00 | \$0.00 | \$0.00 | \$0.00 | \$0.00 |
| 2100 MATERIALES DE ADMINISTRACIÓN, EMISIÓN DE DC | \$181.80 | \$0.00 | \$181.80 | \$0.00 | \$181.80 | \$0.00 | \$0.00 | \$0.00 | \$0.00 | \$0.00 | \$0.00 | \$0.00 | \$0.00 |
| 2110 Materiales, útiles y equipos menores de oficina | \$0.80 | \$0.00 | \$0.80 | \$0.00 | \$0.80 | \$0.00 | \$0.00 | \$0.00 | \$0.00 | \$0.00 | \$0.00 | \$0.00 | \$0.00 |
| 2111 Materiales, útiles y equipos menores de oficina | \$0.80 | \$0.00 | \$0.80 | \$0.00 | \$0.80 | \$0.00 | \$0.00 | \$0.00 | \$0.00 | \$0.00 | \$0.00 | \$0.00 | \$0.00 |
| 2180 Materiales para el registro e identificación de bienes y pe | \$181.00 | \$0.00 | \$181.00 | \$0.00 | \$181.00 | \$0.00 | \$0.00 | \$0.00 | \$0.00 | \$0.00 | \$0.00 | \$0.00 | \$0.00 |
| 2181 Materiales para el registro e identificación de bienes y pe | \$181.00 | \$0.00 | \$181.00 | \$0.00 | \$181.00 | \$0.00 | \$0.00 | \$0.00 | \$0.00 | \$0.00 | \$0.00 | \$0.00 | \$0.00 |
| 2600 COMBUSTIBLES, LUBRICANTES Y ADITIVOS | \$200.00 | \$0.00 | \$200.00 | \$0.00 | \$200.00 | \$0.00 | \$0.00 | \$0.00 | \$0.00 | \$0.00 | \$0.00 | \$0.00 | \$0.00 |
| 2610 Combustibles, lubricantes y aditivos | \$200.00 | \$0.00 | \$200.00 | \$0.00 | \$200.00 | \$0.00 | \$0.00 | \$0.00 | \$0.00 | \$0.00 | \$0.00 | \$0.00 | \$0.00 |
| 2611 Combustibles | \$200.00 | \$0.00 | \$200.00 | \$0.00 | \$200.00 | \$0.00 | \$0.00 | \$0.00 | \$0.00 | \$0.00 | \$0.00 | \$0.00 | \$0.00 |
| 3000 SERVICIOS GENERALES | \$22,035.86 | \$0.00 | \$22,035.86 | \$0.00 | \$22,035.86 | \$0.00 | \$0.00 | \$0.00 | \$0.00 | \$0.00 | \$0.00 | \$0.00 | \$0.00 |
| 3300 SERVICIOS PROFESIONALES, CIENTÍFICOS, TÉCNIC | \$20,000.00 | \$0.00 | \$20,000.00 | \$0.00 | \$20,000.00 | \$0.00 | \$0.00 | \$0.00 | \$0.00 | \$0.00 | \$0.00 | \$0.00 | \$0.00 |
| 3340 Servicios de capacitación | \$20,000.00 | \$0.00 | \$20,000.00 | \$0.00 | \$20,000.00 | \$0.00 | \$0.00 | \$0.00 | \$0.00 | \$0.00 | \$0.00 | \$0.00 | \$0.00 |
| 3341 Servicios de capacitación | \$20,000.00 | \$0.00 | \$20,000.00 | \$0.00 | \$20,000.00 | \$0.00 | \$0.00 | \$0.00 | \$0.00 | \$0.00 | \$0.00 | \$0.00 | \$0.00 |
| 3400 SERVICIOS FINANCIEROS, BANCARIOS Y COMERCIO | \$398.86 | \$0.00 | \$398.86 | \$0.00 | \$398.86 | \$0.00 | \$0.00 | \$0.00 | \$0.00 | \$0.00 | \$0.00 | \$0.00 | \$0.00 |



Universidad Tecnológica de Huejotzingo
ESTADO DE PUEBLA

Estado del Ejercicio del Presupuesto por Fuente de Financiamiento Al 31/jul./2018

Fecha y hora de Impresión | 07/ago./2018 01:07 p. m.
 Usuario | ggutiérrez
 Reporte | rptEstadoPresupuestoEgresos_FF

| Objeto del Gasto | Fuente de Financiamiento | Presupuesto Disponible para Comprometer | | | | Presupuesto Sin Devengar | | | Cuentas por Pagar | |
|------------------|---|---|------------------------------|---------------------|---------------|--------------------------|---------------------------|---------------|-------------------|---------------|
| | | Aprobado | Ampliaciones / (Reducciones) | Presupuesto Vigente | Comprometido | Devengado | Comprometido No Devengado | Ejercido | Pagado | Deuda |
| 3410 | Servicios financieros y bancarios | \$398.86 | \$0.00 | \$398.86 | \$0.00 | \$0.00 | \$0.00 | \$0.00 | \$0.00 | \$0.00 |
| 3411 | Servicios financieros y bancarios | \$398.86 | \$0.00 | \$398.86 | \$0.00 | \$0.00 | \$0.00 | \$0.00 | \$0.00 | \$0.00 |
| 3700 | SERVICIOS DE TRASLADO Y VIATICOS | \$1,637.00 | \$0.00 | \$1,637.00 | \$0.00 | \$0.00 | \$0.00 | \$0.00 | \$0.00 | \$0.00 |
| 3750 | Viáticos en el país | \$1,637.00 | \$0.00 | \$1,637.00 | \$0.00 | \$0.00 | \$0.00 | \$0.00 | \$0.00 | \$0.00 |
| 3751 | Viáticos en el país | \$1,637.00 | \$0.00 | \$1,637.00 | \$0.00 | \$0.00 | \$0.00 | \$0.00 | \$0.00 | \$0.00 |
| 5000 | BIENES MUEBLES, INMUEBLES E INTANGIBLE | \$50,759.26 | \$0.00 | \$50,759.26 | \$0.00 | \$0.00 | \$0.00 | \$0.00 | \$0.00 | \$0.00 |
| 5100 | MOBILIARIO Y EQUIPO DE ADMINISTRACIÓN | \$50,759.26 | \$0.00 | \$50,759.26 | \$0.00 | \$0.00 | \$0.00 | \$0.00 | \$0.00 | \$0.00 |
| 5110 | Muebles de oficina y estantería | \$554.56 | \$0.00 | \$554.56 | \$0.00 | \$0.00 | \$0.00 | \$0.00 | \$0.00 | \$0.00 |
| 5111 | Muebles de oficina y estantería | \$554.56 | \$0.00 | \$554.56 | \$0.00 | \$0.00 | \$0.00 | \$0.00 | \$0.00 | \$0.00 |
| 5150 | Equipo de cómputo y de tecnología de la información | \$50,204.70 | \$0.00 | \$50,204.70 | \$0.00 | \$0.00 | \$0.00 | \$0.00 | \$0.00 | \$0.00 |
| 5151 | Equipo de cómputo y de tecnología de la información | \$50,204.70 | \$0.00 | \$50,204.70 | \$0.00 | \$0.00 | \$0.00 | \$0.00 | \$0.00 | \$0.00 |
| | PROMEP-PRODEP 2015 | \$73,176.92 | \$0.00 | \$73,176.92 | \$0.00 | \$0.00 | \$0.00 | \$0.00 | \$0.00 | \$0.00 |

15 PROMEP-PRODEP 2017

| Objeto del Gasto | Fuente de Financiamiento | Presupuesto Disponible para Comprometer | | | | Presupuesto Sin Devengar | | | Cuentas por Pagar | |
|------------------|---|---|------------------------------|---------------------|--------------|--------------------------|---------------------------|----------|-------------------|------------|
| | | Aprobado | Ampliaciones / (Reducciones) | Presupuesto Vigente | Comprometido | Devengado | Comprometido No Devengado | Ejercido | Pagado | Deuda |
| 2000 | MATERIALES Y SUMINISTROS | \$0.00 | \$21,949.52 | \$21,949.52 | \$0.00 | \$21,949.52 | \$0.00 | \$0.00 | \$17,303.72 | \$4,645.80 |
| 2400 | MATERIALES Y ARTÍCULOS DE CONSTRUCCIÓN Y I | \$0.00 | \$4,645.80 | \$4,645.80 | \$0.00 | \$4,645.80 | \$0.00 | \$0.00 | \$0.00 | \$4,645.80 |
| 2460 | Material eléctrico y electrónico | \$0.00 | \$788.80 | \$788.80 | \$0.00 | \$788.80 | \$0.00 | \$0.00 | \$0.00 | \$788.80 |
| 2461 | Material eléctrico y electrónico | \$0.00 | \$788.80 | \$788.80 | \$0.00 | \$788.80 | \$0.00 | \$0.00 | \$0.00 | \$788.80 |
| 2470 | Artículos metálicos para la construcción | \$0.00 | \$2,818.80 | \$2,818.80 | \$0.00 | \$2,818.80 | \$0.00 | \$0.00 | \$0.00 | \$2,818.80 |
| 2471 | Artículos metálicos para la construcción | \$0.00 | \$2,818.80 | \$2,818.80 | \$0.00 | \$2,818.80 | \$0.00 | \$0.00 | \$0.00 | \$2,818.80 |
| 2490 | Otros materiales y artículos de construcción y reparación | \$0.00 | \$1,038.20 | \$1,038.20 | \$0.00 | \$1,038.20 | \$0.00 | \$0.00 | \$0.00 | \$1,038.20 |
| 2491 | Otros materiales y artículos de construcción y reparación | \$0.00 | \$1,038.20 | \$1,038.20 | \$0.00 | \$1,038.20 | \$0.00 | \$0.00 | \$0.00 | \$1,038.20 |
| 2500 | PRODUCTOS QUÍMICOS, FARMACÉUTICOS Y DE LA | \$0.00 | \$17,303.72 | \$17,303.72 | \$0.00 | \$17,303.72 | \$0.00 | \$0.00 | \$17,303.72 | \$0.00 |
| 2510 | Productos químicos básicos | \$0.00 | \$17,303.72 | \$17,303.72 | \$0.00 | \$17,303.72 | \$0.00 | \$0.00 | \$17,303.72 | \$0.00 |
| 2511 | Productos químicos básicos | \$0.00 | \$17,303.72 | \$17,303.72 | \$0.00 | \$17,303.72 | \$0.00 | \$0.00 | \$17,303.72 | \$0.00 |
| 3000 | SERVICIOS GENERALES | \$16,612.00 | \$9,280.00 | \$25,892.00 | \$16,612.00 | \$9,280.00 | \$0.00 | \$0.00 | \$0.00 | \$9,280.00 |
| 3300 | SERVICIOS PROFESIONALES, CIENTÍFICOS, TÉCNIC | \$15,000.00 | -\$5,720.00 | \$9,280.00 | \$0.00 | \$9,280.00 | \$0.00 | \$0.00 | \$0.00 | \$9,280.00 |
| 3320 | Servicios de diseño, arquitectura, ingeniería y actividades | \$0.00 | \$9,280.00 | \$9,280.00 | \$0.00 | \$9,280.00 | \$0.00 | \$0.00 | \$0.00 | \$9,280.00 |
| 3321 | Servicios de diseño, arquitectura, ingeniería y actividades | \$0.00 | \$9,280.00 | \$9,280.00 | \$0.00 | \$9,280.00 | \$0.00 | \$0.00 | \$0.00 | \$9,280.00 |
| 3330 | Servicios de consultoría administrativa, procesos, técnica | \$15,000.00 | -\$15,000.00 | \$0.00 | \$0.00 | \$0.00 | \$0.00 | \$0.00 | \$0.00 | \$0.00 |
| 3331 | Servicios de consultoría administrativa, procesos, técnica | \$15,000.00 | -\$15,000.00 | \$0.00 | \$0.00 | \$0.00 | \$0.00 | \$0.00 | \$0.00 | \$0.00 |



Universidad Tecnológica de Huejutzingo
ESTADO DE PUEBLA

Estado del Ejercicio del Presupuesto por Fuente de Financiamiento Al 31/jul./2018

Fecha y hora de impresión: 07/ago./2018 01:07 p. m.
 Usuario: ggutierrez
 Reporte: rptEstadoPresupuestoEgresos_FF

| Objeto del Gasto | Fuente de Financiamiento | | | | Presupuesto Disponible para Comprometer | | | | Cuentas por Pagar | | | |
|---|--------------------------|------------------------------|---------------------|---------------------|---|---------------------|---------------------------|---------------------------|---------------------|---------------------|--------------------|--|
| | Aprobado | Ampliaciones / (Reducciones) | Presupuesto Vigente | Comprometido | Disponible para Comprometer | Devengado | Comprometido No Devengado | Presupuesto Sin Devenegar | Ejercido | Pagado | Deuda | |
| 3700 SERVICIOS DE TRASLADO Y VIÁTICOS | \$1,612.00 | \$0.00 | \$1,612.00 | \$0.00 | \$1,612.00 | \$0.00 | \$0.00 | \$1,612.00 | \$0.00 | \$0.00 | \$0.00 | |
| 3750 Viáticos en el país | \$1,612.00 | \$0.00 | \$1,612.00 | \$0.00 | \$1,612.00 | \$0.00 | \$0.00 | \$1,612.00 | \$0.00 | \$0.00 | \$0.00 | |
| 3751 Viáticos en el país | \$1,612.00 | \$0.00 | \$1,612.00 | \$0.00 | \$1,612.00 | \$0.00 | \$0.00 | \$1,612.00 | \$0.00 | \$0.00 | \$0.00 | |
| 3800 SERVICIOS OFICIALES | \$0.00 | \$15,000.00 | \$15,000.00 | \$0.00 | \$15,000.00 | \$0.00 | \$0.00 | \$15,000.00 | \$0.00 | \$0.00 | \$0.00 | |
| 3850 Gastos de representación | \$0.00 | \$15,000.00 | \$15,000.00 | \$0.00 | \$15,000.00 | \$0.00 | \$0.00 | \$15,000.00 | \$0.00 | \$0.00 | \$0.00 | |
| 3851 Gastos de representación | \$0.00 | \$15,000.00 | \$15,000.00 | \$0.00 | \$15,000.00 | \$0.00 | \$0.00 | \$15,000.00 | \$0.00 | \$0.00 | \$0.00 | |
| 4000 TRANSFERENCIAS, ASIGNACIONES, SUBSID | \$10,000.00 | \$0.00 | \$10,000.00 | \$0.00 | \$10,000.00 | \$0.00 | \$0.00 | \$10,000.00 | \$0.00 | \$0.00 | \$0.00 | |
| 4400 AYUDAS SOCIALES | \$10,000.00 | \$0.00 | \$10,000.00 | \$0.00 | \$10,000.00 | \$0.00 | \$0.00 | \$10,000.00 | \$0.00 | \$0.00 | \$0.00 | |
| 4440 Ayudas sociales a actividades científicas o académicas | \$10,000.00 | \$0.00 | \$10,000.00 | \$0.00 | \$10,000.00 | \$0.00 | \$0.00 | \$10,000.00 | \$0.00 | \$0.00 | \$0.00 | |
| 4441 Ayudas sociales a actividades científicas o académicas | \$10,000.00 | \$0.00 | \$10,000.00 | \$0.00 | \$10,000.00 | \$0.00 | \$0.00 | \$10,000.00 | \$0.00 | \$0.00 | \$0.00 | |
| 5000 BIENES MUEBLES, INMUEBLES E INTANGIBIL | \$274,766.00 | -\$31,229.52 | \$243,536.48 | \$122,129.66 | \$121,406.82 | \$122,129.66 | \$0.00 | \$121,406.82 | \$86,169.66 | \$86,169.66 | \$35,960.00 | |
| 5100 MOBILIARIO Y EQUIPO DE ADMINISTRACIÓN | \$184,766.00 | -\$67,189.52 | \$117,576.48 | \$46,169.66 | \$71,406.82 | \$46,169.66 | \$0.00 | \$71,406.82 | \$46,169.66 | \$46,169.66 | \$0.00 | |
| 5150 Equipo de cómputo y de tecnología de la información | \$184,766.00 | -\$67,189.52 | \$117,576.48 | \$46,169.66 | \$71,406.82 | \$46,169.66 | \$0.00 | \$71,406.82 | \$46,169.66 | \$46,169.66 | \$0.00 | |
| 5151 Equipo de cómputo y de tecnología de la información | \$184,766.00 | -\$67,189.52 | \$117,576.48 | \$46,169.66 | \$71,406.82 | \$46,169.66 | \$0.00 | \$71,406.82 | \$46,169.66 | \$46,169.66 | \$0.00 | |
| 5200 MOBILIARIO Y EQUIPO EDUCACIONAL Y RECREATI | \$0.00 | \$19,999.56 | \$19,999.56 | \$19,999.56 | \$0.00 | \$19,999.56 | \$0.00 | \$0.00 | \$19,999.56 | \$19,999.56 | \$0.00 | |
| 5210 Equipos y aparatos audiovisuales | \$0.00 | \$19,999.56 | \$19,999.56 | \$19,999.56 | \$0.00 | \$19,999.56 | \$0.00 | \$0.00 | \$19,999.56 | \$19,999.56 | \$0.00 | |
| 5211 Equipos y aparatos audiovisuales | \$0.00 | \$19,999.56 | \$19,999.56 | \$19,999.56 | \$0.00 | \$19,999.56 | \$0.00 | \$0.00 | \$19,999.56 | \$19,999.56 | \$0.00 | |
| 5600 MAQUINARIA, OTROS EQUIPOS Y HERRAMIENTAS | \$90,000.00 | \$15,960.44 | \$105,960.44 | \$55,960.44 | \$50,000.00 | \$55,960.44 | \$0.00 | \$50,000.00 | \$20,000.44 | \$20,000.44 | \$35,960.00 | |
| 5620 Maquinaria y equipo industrial | \$0.00 | \$23,200.00 | \$23,200.00 | \$23,200.00 | \$0.00 | \$23,200.00 | \$0.00 | \$0.00 | \$0.00 | \$0.00 | \$23,200.00 | |
| 5621 Maquinaria y equipo industrial | \$0.00 | \$23,200.00 | \$23,200.00 | \$23,200.00 | \$0.00 | \$23,200.00 | \$0.00 | \$0.00 | \$0.00 | \$0.00 | \$23,200.00 | |
| 5660 Equipos de generación eléctrica, aparatos y accesorios € | \$0.00 | \$20,000.44 | \$20,000.44 | \$20,000.44 | \$0.00 | \$20,000.44 | \$0.00 | \$0.00 | \$20,000.44 | \$20,000.44 | \$0.00 | |
| 5661 Equipos de generación eléctrica, aparatos y accesorios € | \$0.00 | \$20,000.44 | \$20,000.44 | \$20,000.44 | \$0.00 | \$20,000.44 | \$0.00 | \$0.00 | \$20,000.44 | \$20,000.44 | \$0.00 | |
| 5670 Herramientas y máquinas-herramienta | \$90,000.00 | -\$40,000.00 | \$50,000.00 | \$0.00 | \$50,000.00 | \$0.00 | \$0.00 | \$50,000.00 | \$0.00 | \$0.00 | \$0.00 | |
| 5671 Herramientas y máquinas-herramienta | \$90,000.00 | -\$40,000.00 | \$50,000.00 | \$0.00 | \$50,000.00 | \$0.00 | \$0.00 | \$50,000.00 | \$0.00 | \$0.00 | \$0.00 | |
| 5690 Otros equipos | \$0.00 | \$12,760.00 | \$12,760.00 | \$12,760.00 | \$0.00 | \$12,760.00 | \$0.00 | \$0.00 | \$0.00 | \$0.00 | \$12,760.00 | |
| 5691 Otros equipos | \$0.00 | \$12,760.00 | \$12,760.00 | \$12,760.00 | \$0.00 | \$12,760.00 | \$0.00 | \$0.00 | \$0.00 | \$0.00 | \$12,760.00 | |
| PROMEP-PRODEP 2017 | \$301,378.00 | \$0.00 | \$301,378.00 | \$153,359.18 | \$148,018.82 | \$153,359.18 | \$0.00 | \$148,018.82 | \$103,473.38 | \$103,473.38 | \$49,885.80 | |

16 CONACYT APOYO A MADRES DE FAMILIA MEXICANAS

| | | | | | | | | | | | |
|---|-------------|--------|-------------|--------|-------------|--------|--------|-------------|--------|--------|--------|
| 4000 TRANSFERENCIAS, ASIGNACIONES, SUBSID | \$38,000.00 | \$0.00 | \$38,000.00 | \$0.00 | \$38,000.00 | \$0.00 | \$0.00 | \$38,000.00 | \$0.00 | \$0.00 | \$0.00 |
| 4400 AYUDAS SOCIALES | \$38,000.00 | \$0.00 | \$38,000.00 | \$0.00 | \$38,000.00 | \$0.00 | \$0.00 | \$38,000.00 | \$0.00 | \$0.00 | \$0.00 |



Universidad Tecnológica de Huejutzingo
ESTADO DE PUEBLA

Estado del Ejercicio del Presupuesto por Fuente de Financiamiento Al 31/jul./2018

Fecha y | 07/ago./2018
hora de Impresión | 01:07 p. m.
Usr: ggubierrez
Rep: rptEstadoPresupuestoEgresos_FF

| Objeto del Gasto | Fuente de Financiamiento | | | | Presupuesto Disponible para Comprometer | | | | Cuentas por Pagar | | | |
|--|--------------------------|--------------------------|-----------------------|-----------------------|---|---------------------------|---------------------------|-----------------------|-----------------------|---------------|--|--|
| | Aprobado | Ampliaciones/Reducciones | Presupuesto Vigente | Comprometido | Devengado | Comprometido No Devengado | Presupuesto Sin Devenagar | Ejercido | Pagado | Deuda | | |
| 4420 Becas y otras ayudas para programas de capacitación | \$38,000.00 | \$0.00 | \$38,000.00 | \$0.00 | \$0.00 | \$0.00 | \$38,000.00 | \$0.00 | \$0.00 | \$0.00 | | |
| 4421 Becas y otras ayudas para programas de capacitación | \$38,000.00 | \$0.00 | \$38,000.00 | \$0.00 | \$0.00 | \$0.00 | \$38,000.00 | \$0.00 | \$0.00 | \$0.00 | | |
| CONACYT APOYO A MADRES DE FAI | \$38,000.00 | \$0.00 | \$38,000.00 | \$0.00 | \$0.00 | \$0.00 | \$38,000.00 | \$0.00 | \$0.00 | \$0.00 | | |
| 17 ECONOMÍAS DE CAPTACIÓN DE DERECHOS 2017 | | | | | | | | | | | | |
| 2000 MATERIALES Y SUMINISTROS | \$0.00 | \$82,000.00 | \$82,000.00 | \$82,000.00 | \$82,000.00 | \$0.00 | \$0.00 | \$82,000.00 | \$82,000.00 | \$0.00 | | |
| 2400 MATERIALES Y ARTÍCULOS DE CONSTRUCCIÓN Y I | \$0.00 | \$82,000.00 | \$82,000.00 | \$82,000.00 | \$82,000.00 | \$0.00 | \$0.00 | \$82,000.00 | \$82,000.00 | \$0.00 | | |
| 2460 Material eléctrico y electrónico | \$0.00 | \$82,000.00 | \$82,000.00 | \$82,000.00 | \$82,000.00 | \$0.00 | \$0.00 | \$82,000.00 | \$82,000.00 | \$0.00 | | |
| 2461 Material eléctrico y electrónico | \$0.00 | \$82,000.00 | \$82,000.00 | \$82,000.00 | \$82,000.00 | \$0.00 | \$0.00 | \$82,000.00 | \$82,000.00 | \$0.00 | | |
| 3000 SERVICIOS GENERALES | \$2,211,902.87 | \$0.00 | \$2,211,902.87 | \$2,053,975.01 | \$157,927.86 | \$2,053,975.01 | \$157,927.86 | \$2,053,975.01 | \$2,053,975.01 | \$0.00 | | |
| 3500 SERVICIOS DE INSTALACIÓN, REPARACIÓN, MANTI | \$98,969.01 | \$0.00 | \$98,969.01 | \$98,969.01 | \$0.00 | \$0.00 | \$0.00 | \$98,969.01 | \$98,969.01 | \$0.00 | | |
| 3510 Conservación y mantenimiento menor de inmuebles | \$88,775.46 | \$0.00 | \$88,775.46 | \$88,775.46 | \$0.00 | \$0.00 | \$0.00 | \$88,775.46 | \$88,775.46 | \$0.00 | | |
| 3511 Conservación y mantenimiento menor de inmuebles | \$88,775.46 | \$0.00 | \$88,775.46 | \$88,775.46 | \$0.00 | \$0.00 | \$0.00 | \$88,775.46 | \$88,775.46 | \$0.00 | | |
| 3580 Servicios de limpieza y manejo de desechos | \$10,193.55 | \$0.00 | \$10,193.55 | \$10,193.55 | \$0.00 | \$0.00 | \$0.00 | \$10,193.55 | \$10,193.55 | \$0.00 | | |
| 3581 Servicios de limpieza y manejo de desechos | \$10,193.55 | \$0.00 | \$10,193.55 | \$10,193.55 | \$0.00 | \$0.00 | \$0.00 | \$10,193.55 | \$10,193.55 | \$0.00 | | |
| 3900 OTROS SERVICIOS GENERALES | \$2,112,933.86 | \$0.00 | \$2,112,933.86 | \$1,955,006.00 | \$157,927.86 | \$1,955,006.00 | \$157,927.86 | \$1,955,006.00 | \$1,955,006.00 | \$0.00 | | |
| 3920 Impuestos y derechos | \$2,112,933.86 | \$0.00 | \$2,112,933.86 | \$1,955,006.00 | \$157,927.86 | \$1,955,006.00 | \$157,927.86 | \$1,955,006.00 | \$1,955,006.00 | \$0.00 | | |
| 3921 Impuestos y derechos | \$2,112,933.86 | \$0.00 | \$2,112,933.86 | \$1,955,006.00 | \$157,927.86 | \$1,955,006.00 | \$157,927.86 | \$1,955,006.00 | \$1,955,006.00 | \$0.00 | | |
| ECONOMÍAS DE CAPTACIÓN DE DER | \$2,211,902.87 | \$82,000.00 | \$2,293,902.87 | \$2,135,975.01 | \$157,927.86 | \$2,135,975.01 | \$157,927.86 | \$2,135,975.01 | \$2,135,975.01 | \$0.00 | | |
| 18 ECONOMÍAS DEL SUBSIDIO ESTATAL 2017 | | | | | | | | | | | | |
| 4000 TRANSFERENCIAS, ASIGNACIONES, SUBSID | \$133.74 | \$0.00 | \$133.74 | \$133.74 | \$0.00 | \$0.00 | \$0.00 | \$133.74 | \$133.74 | \$0.00 | | |
| 4100 TRANSFERENCIAS INTERNAS Y ASIGNACIONES AL | \$133.74 | \$0.00 | \$133.74 | \$133.74 | \$0.00 | \$0.00 | \$0.00 | \$133.74 | \$133.74 | \$0.00 | | |
| 4150 Transferencias internas otorgadas a entidades paraestat | \$133.74 | \$0.00 | \$133.74 | \$133.74 | \$0.00 | \$0.00 | \$0.00 | \$133.74 | \$133.74 | \$0.00 | | |
| 4151 Transferencias internas otorgadas a entidades paraestat | \$133.74 | \$0.00 | \$133.74 | \$133.74 | \$0.00 | \$0.00 | \$0.00 | \$133.74 | \$133.74 | \$0.00 | | |
| ECONOMÍAS DEL SUBSIDIO ESTATAL | \$133.74 | \$0.00 | \$133.74 | \$133.74 | \$0.00 | \$0.00 | \$0.00 | \$133.74 | \$133.74 | \$0.00 | | |
| 19 ECONOMÍAS DEL SUBSIDIO ORDINARIO FEDERAL 2017 | | | | | | | | | | | | |
| 3000 SERVICIOS GENERALES | \$1,523.54 | \$0.00 | \$1,523.54 | \$1,523.54 | \$0.00 | \$0.00 | \$0.00 | \$1,523.54 | \$1,523.54 | \$0.00 | | |
| 3500 SERVICIOS DE INSTALACIÓN, REPARACIÓN, MANTI | \$1,523.54 | \$0.00 | \$1,523.54 | \$1,523.54 | \$0.00 | \$0.00 | \$0.00 | \$1,523.54 | \$1,523.54 | \$0.00 | | |
| 3510 Conservación y mantenimiento menor de inmuebles | \$1,523.54 | \$0.00 | \$1,523.54 | \$1,523.54 | \$0.00 | \$0.00 | \$0.00 | \$1,523.54 | \$1,523.54 | \$0.00 | | |




Universidad Tecnológica de Huejotzingo
ESTADO DE PUEBLA


Estado del Ejercicio del Presupuesto por Fuente de Financiamiento Al 31/jul./2018

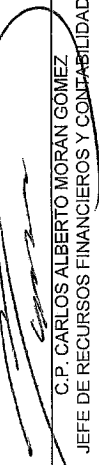
Fecha y hora de impresión | 07/ago./2018 01:07 p. m.
 Usuario | gputierrez
 Reporte | rptEstadoPresupuestoEgresos_FF

| Objeto del Gasto | Fuente de Financiamiento | Ampliaciones / Reducciones | | | Presupuesto Vigente | | Presupuesto Disponible para Comprometer | | Devengado | Comprometido No Devengado | Presupuesto Sin Devengar | | Ejercido | Pagado | Cuentas por Pagar Deuda |
|--------------------------------------|---|----------------------------|--------|--------|---------------------|--------|---|------------|-----------|---------------------------|--------------------------|------------|------------|--------|-------------------------|
| | | Aprobado | | | | | Comprometido | | | | | | | | |
| 3511 | Conservación y mantenimiento menor de inmuebles | \$1,523.54 | \$0.00 | \$0.00 | \$1,523.54 | \$0.00 | \$0.00 | \$1,523.54 | \$0.00 | \$0.00 | \$0.00 | \$1,523.54 | \$1,523.54 | \$0.00 | |
| 4000 | TRANSFERENCIAS, ASIGNACIONES, SUBSID | \$7,276.04 | \$0.00 | \$0.00 | \$7,276.04 | \$0.00 | \$0.00 | \$7,276.04 | \$0.00 | \$0.00 | \$0.00 | \$7,276.04 | \$7,276.04 | \$0.00 | |
| 4100 | TRANSFERENCIAS INTERNAS Y ASIGNACIONES AL | \$7,276.04 | \$0.00 | \$0.00 | \$7,276.04 | \$0.00 | \$0.00 | \$7,276.04 | \$0.00 | \$0.00 | \$0.00 | \$7,276.04 | \$7,276.04 | \$0.00 | |
| 4150 | Transferencias internas otorgadas a entidades paraest | \$7,276.04 | \$0.00 | \$0.00 | \$7,276.04 | \$0.00 | \$0.00 | \$7,276.04 | \$0.00 | \$0.00 | \$0.00 | \$7,276.04 | \$7,276.04 | \$0.00 | |
| 4151 | Transferencias internas otorgadas a entidades paraest | \$7,276.04 | \$0.00 | \$0.00 | \$7,276.04 | \$0.00 | \$0.00 | \$7,276.04 | \$0.00 | \$0.00 | \$0.00 | \$7,276.04 | \$7,276.04 | \$0.00 | |
| ECONOMIAS DEL SUBSIDIO ORDINA | | \$8,799.58 | \$0.00 | \$0.00 | \$8,799.58 | \$0.00 | \$0.00 | \$8,799.58 | \$0.00 | \$0.00 | \$0.00 | \$8,799.58 | \$8,799.58 | \$0.00 | |

Total Final \$111,287,836.61 \$4,045,071.98 \$115,332,908.59 \$61,781,133.32 \$53,551,775.27 \$61,781,133.32 \$0.00 \$53,551,775.27 \$61,206,371.55 \$61,206,371.55 \$574,761.77


 MTRO. CARLOS ANTONIO ISLAS BAUTISTA
 ENCARGADO DEL DESPACHO DE LA RECTORÍA


 MTRO. ENRIQUE MARTINEZ MUÑOZ
 SUBDIRECTOR DE SERVICIOS ADMINISTRATIVOS


 C.P. CARLOS ALBERTO MORAN GOMEZ
 JEFE DE RECURSOS FINANCIEROS Y CONTABILIDAD



Universidad Tecnológica de Huejotzingo
ESTADO DE PUEBLA
Endeudamiento Neto
Del 01/jul./2018 Al 31/jul./2018

Fecha y hora de Impresión | 07/ago./2018
01:09 p. m.

Usu: ggutierrez
Rep: rptEndeudamientoNeto

| Identificación de Crédito o Instrumento | Contratación/Colocación | Amortización | Endeudamiento Neto |
|---|-------------------------|---------------|--------------------|
| | A | B | C=A-B |
| Créditos Bancarios | | | |
| Total Créditos Bancarios | \$0.00 | \$0.00 | \$0.00 |
| Otros Instrumentos de Deuda | | | |
| Total Otros Instrumentos de Deuda | \$0.00 | \$0.00 | \$0.00 |
| Total | \$0.00 | \$0.00 | \$0.00 |

MTRO. CARLOS ANTONIO ISLAS BAUTISTA

ENCARGADO DEL DESPACHO DE LA RECTORÍA

MTRO. ENRIQUE MARTINEZ MUÑOZ

SUBDIRECTOR DE SERVICIOS ADMINISTRATIVOS

C.P. CARLOS ALBERTO MORÁN GÓMEZ
JEFE DE RECURSOS FINANCIEROS Y CONTABILIDAD




Universidad Tecnológica de Huejotzingo
ESTADO DE PUEBLA
Intereses de la Deuda
Del 01/jul./2018 Al 31/jul./2018

Fecha y hora de Impresión | 07/ago./2018
01:16 p. m.

Usu: ggutierrez
Rep: rptInteresesdeLaDeuda

| Identificación de Crédito o Instrumento | Devengado | Pagado |
|---|-----------|--------|
| Créditos Bancarios | | |
| Total de Intereses de Créditos Bancarios | \$0.00 | \$0.00 |
| Otros Instrumentos de Deuda | | |
| Total de Intereses de Otros Instrumentos de Deuda | \$0.00 | \$0.00 |



MTRO. CARLOS ANTONIO ISLAS BAUTISTA

ENCARGADO DEL DESPACHO DE LA RECTORÍA



C.P. CARLOS ALBERTO MORAN GÓMEZ
JEFE DE RECURSOS FINANCIEROS Y CONTABILIDAD



MTRO. ENRIQUE MARTÍNEZ MUÑOZ

SUBDIRECTOR DE SERVICIOS ADMINISTRATIVOS



Universidad Tecnológica de Huejotzingo
ESTADO DE PUEBLA
Indicadores de Postura Fiscal
del 01/jul./2018 al 31/jul./2018

Fecha y hora de Impresión | 07/ago./2018
01:18 p. m.

Usu: ggutierrez
Rep: rptIndicadoresPosturaFiscal

| Concepto | Estimado | Devengado | Pagado |
|---|-------------------------|------------------------|------------------------|
| I. Ingresos Presupuestarios (I=1+2) | \$102,464,466.00 | \$59,392,686.19 | \$59,392,686.19 |
| 1. Ingresos del Gobierno de la Entidad Federativa | \$0.00 | \$0.00 | \$0.00 |
| 2. Ingresos del Sector Paraestatal | \$102,464,466.00 | \$59,392,686.19 | \$59,392,686.19 |
| II. Egresos Presupuestarios (II=3+4) | \$111,287,836.61 | \$8,222,250.07 | \$8,850,416.33 |
| 3. Egresos del Gobierno de la Entidad Federativa | \$0.00 | \$0.00 | \$0.00 |
| 4. Egresos del Sector Paraestatal | \$111,287,836.61 | \$8,222,250.07 | \$8,850,416.33 |
| III. Balance Presupuestario (Superávit o Déficit) (III = I - II) | -\$8,823,370.61 | \$51,170,436.12 | \$50,542,269.86 |

| Concepto | Estimado | Devengado | Pagado |
|---|------------------------|------------------------|------------------------|
| III. Balance Presupuestario (Superávit o Déficit) | -\$8,823,370.61 | \$51,170,436.12 | \$50,542,269.86 |
| IV. Intereses, Comisiones y Gastos de la Deuda | \$0.00 | \$0.00 | \$0.00 |
| V. Balance Primario (Superávit o Déficit) (V= III - IV) | -\$8,823,370.61 | \$51,170,436.12 | \$50,542,269.86 |

| Concepto | Estimado | Devengado | Pagado |
|--|---------------|---------------|---------------|
| A. Financiamiento | \$0.00 | \$0.00 | \$0.00 |
| B. Amortización de la deuda | \$0.00 | \$0.00 | \$0.00 |
| C. Endeudamiento ó desendeudamiento (C = A - B) | \$0.00 | \$0.00 | \$0.00 |

MTRO. CARLOS ANTONIO ISLAS BAUTISTA
ENCARGADO DEL DESPACHO DE LA RECTORÍA

MTRO. ENRIQUE MARTINEZ MUÑOZ
SUBDIRECTOR DE SERVICIOS ADMINISTRATIVOS

C.P. CARLOS ALBERTO MORAN GOMEZ
JEFE DE RECURSOS FINANCIEROS Y CONTABILIDAD



Universidad Tecnológica de Huejutzingo
ESTADO DE PUEBLA
Gasto por Categoría Programática
Del 01/jul./2018 Al 31/jul./2018

Fecha y hora de Impresión 07/ago./2018 01:19 p. m.

Usr: ggutierrez
 Rep: rptEstadoPresupuestoEgresos_PC

| Programas | Egresos | | | | | |
|--|-------------------------|--------------------------------------|-------------------------|-----------------------|-----------------------|-------------------------------|
| | Aprobado 1 | Ampliaciones / (Reducciones) 2 | Modificado 3=(1+2) | Devengado 4 | Pagado 5 | Subejercicio 6 = (3 - 4) |
| Subsidios: Sector Social y Privado o Entidades Fe | | | | | | |
| Sujetos a Reglas de Operaci?n | \$0.00 | \$0.00 | \$0.00 | \$0.00 | \$0.00 | \$0.00 |
| Otros Subsidios | \$0.00 | \$0.00 | \$0.00 | \$0.00 | \$0.00 | \$0.00 |
| Subsidios: Sector Social y Privado o Entidades Federativa | \$0.00 | \$0.00 | \$0.00 | \$0.00 | \$0.00 | \$0.00 |
| Desempe?o de las Funciones | | | | | | |
| Funciones de las Fuerzas Armadas (?nicamente Gobierno F | \$0.00 | \$0.00 | \$0.00 | \$0.00 | \$0.00 | \$0.00 |
| Provisi?n de Bienes P?blicos | \$0.00 | \$0.00 | \$0.00 | \$0.00 | \$0.00 | \$0.00 |
| Prestaci?n de Servicios P?blicos | \$111,287,836.61 | \$4,045,071.98 | \$115,332,908.59 | \$8,222,250.07 | \$8,850,416.33 | \$107,110,658.52 |
| Promoci?n y fomento | \$0.00 | \$0.00 | \$0.00 | \$0.00 | \$0.00 | \$0.00 |
| Regulaci?n y supervisi?n | \$0.00 | \$0.00 | \$0.00 | \$0.00 | \$0.00 | \$0.00 |
| Proyectos de Inversi?n | \$0.00 | \$0.00 | \$0.00 | \$0.00 | \$0.00 | \$0.00 |
| Planeaci?n, seguimiento y evaluaci?n de pol?ticas p?blicas | \$0.00 | \$0.00 | \$0.00 | \$0.00 | \$0.00 | \$0.00 |
| Espec?ficos | \$0.00 | \$0.00 | \$0.00 | \$0.00 | \$0.00 | \$0.00 |
| Desempe?o de las Funciones | \$111,287,836.61 | \$4,045,071.98 | \$115,332,908.59 | \$8,222,250.07 | \$8,850,416.33 | \$107,110,658.52 |
| Administrativos y de Apoyo | | | | | | |
| Apoyo al proceso presupuestario y para mejorar la eficiencia | \$0.00 | \$0.00 | \$0.00 | \$0.00 | \$0.00 | \$0.00 |
| Apoyo a la funci?n p?blica y al mejoramiento de la gesti?n | \$0.00 | \$0.00 | \$0.00 | \$0.00 | \$0.00 | \$0.00 |
| Operaciones ajenas | \$0.00 | \$0.00 | \$0.00 | \$0.00 | \$0.00 | \$0.00 |
| Administrativos y de Apoyo | \$0.00 | \$0.00 | \$0.00 | \$0.00 | \$0.00 | \$0.00 |
| Compromisos | | | | | | |
| Obligaciones de cumplimiento de resoluci?n jurisdiccional | \$0.00 | \$0.00 | \$0.00 | \$0.00 | \$0.00 | \$0.00 |
| Desastres Naturales | \$0.00 | \$0.00 | \$0.00 | \$0.00 | \$0.00 | \$0.00 |
| Compromisos | \$0.00 | \$0.00 | \$0.00 | \$0.00 | \$0.00 | \$0.00 |
| Obligaciones | | | | | | |
| Pensiones y jubilaciones | \$0.00 | \$0.00 | \$0.00 | \$0.00 | \$0.00 | \$0.00 |
| Aportaciones a la seguridad social | \$0.00 | \$0.00 | \$0.00 | \$0.00 | \$0.00 | \$0.00 |
| Aportaciones a fondos de estabilizaci?n | \$0.00 | \$0.00 | \$0.00 | \$0.00 | \$0.00 | \$0.00 |
| Aportaciones a fondos de inversi?n y reestructura de pensior | \$0.00 | \$0.00 | \$0.00 | \$0.00 | \$0.00 | \$0.00 |
| Obligaciones | \$0.00 | \$0.00 | \$0.00 | \$0.00 | \$0.00 | \$0.00 |
| Programas de Gasto Federalizado | | | | | | |
| Gasto Federalizado | \$0.00 | \$0.00 | \$0.00 | \$0.00 | \$0.00 | \$0.00 |





Universidad Tecnológica de Huejutzingo
ESTADO DE PUEBLA
Gasto por Categoría Programática
 Del 01/jul./2018 Al 31/jul./2018

Fecha y hora de Impresión 07/ago./2018 01:19 p. m.

Usr: ggutierrez
Rep: rptEstadoPresupuestoEgresos_PC

| Concepto | Egresos | | | | | |
|--|-------------------------|--------------------------------------|-------------------------|-----------------------|-----------------------|-----------------------------|
| | Aprobado 1 | Ampliaciones / (Reducciones) 2 | Modificado 3=(1+2) | Devengado 4 | Pagado 5 | Subejercicio 6 = (3 - 4) |
| Programas | | | | | | |
| Programas de Gasto Federalizado | \$0.00 | \$0.00 | \$0.00 | \$0.00 | \$0.00 | \$0.00 |
| Participaciones a entidades federativas y municipios | | | | | | |
| Participaciones a entidades federativas y municipios | \$0.00 | \$0.00 | \$0.00 | \$0.00 | \$0.00 | \$0.00 |
| Participaciones a entidades federativas y municipios | \$0.00 | \$0.00 | \$0.00 | \$0.00 | \$0.00 | \$0.00 |
| Costo financiero, deuda o apoyos a deudores y ahorradores | | | | | | |
| Costo financiero, deuda o apoyos a deudores y ahorradores | \$0.00 | \$0.00 | \$0.00 | \$0.00 | \$0.00 | \$0.00 |
| Costo financiero, deuda o apoyos a deudores y ahorradores | \$0.00 | \$0.00 | \$0.00 | \$0.00 | \$0.00 | \$0.00 |
| Adeudos de ejercicios fiscales anteriores | | | | | | |
| Adeudos de ejercicios fiscales anteriores | \$0.00 | \$0.00 | \$0.00 | \$0.00 | \$0.00 | \$0.00 |
| Adeudos de ejercicios fiscales anteriores | \$0.00 | \$0.00 | \$0.00 | \$0.00 | \$0.00 | \$0.00 |
| Total del Gasto | \$111,287,836.61 | \$4,045,071.98 | \$115,332,908.59 | \$8,222,250.07 | \$8,850,416.33 | \$107,110,658.52 |


 MTRO. CARLOS ANTONIO ISLAS BAUTISTA
 ENCARGADO DEL DESPACHO DE LA RECTORÍA


 C.P. CARLOS ALBERTO MORAN GOMEZ
 JEFE DE RECURSOS FINANCIEROS Y CONTABILIDAD


 MTRO. ENRIQUE MARTINEZ MUNOZ
 SUBDIRECTOR DE SERVICIOS ADMINISTRATIVOS



CUENTA DE LA HACIENDA PÚBLICA ESTATAL DEL 1 AL 31 DE JULIO DE 2018
INDICADORES PARA RESULTADOS^{1/}
UNIVERSIDAD TECNOLÓGICA DE HUEJUTZINGO

| PP | Programa Presupuestario / Indicador | Nivel | Tipo ^{1/} | Dimensión a Medir | Unidad de Medida | METAS | | | | | | PRESUPUESTO (MILES DE PESOS) | | | | |
|------|--|------------|--------------------|-------------------|------------------|----------|------------|-----------|-------------|-------------|----------|------------------------------|-------------------------|-------------|-------------|----|
| | | | | | | Aprobada | Modificada | Alcanzada | Aic./Aprob. | Aic./Modif. | Aprobado | Modificado | Devengado ^{2/} | Dev./Aprob. | Dev./Modif. | |
| E071 | COBERTURA SUPERIOR (NO INCLUYE POSGRADO)18 A 22 AÑOS DE EDAD. | FIN | ESTRATÉGICO | EFICACIA | PORCENTAJE | 36.70 | 36.07 | | | | | | | | | |
| E071 | PORCENTAJE DE MATRÍCULA TOTAL ATENDIDA. | PROPOSITO | ESTRATÉGICO | EFICIENCIA | PORCENTAJE | 100.00 | 100.00 | | | | | | | | | |
| E071 | PORCENTAJE DE ORGANISMOS VINCULADOS. | COMPONENTE | ESTRATÉGICO | EFICACIA | PORCENTAJE | 100.00 | 100.00 | 50.00 | | | | | | | | |
| E071 | PORCENTAJE DE PERSONAL DOCENTE CAPACITADO. | COMPONENTE | ESTRATÉGICO | EFICACIA | PORCENTAJE | 100.00 | 100.00 | 46.67 | | | 111,288 | | 8,222 | | 7% | 7% |
| E071 | PORCENTAJE DE EVENTOS REALIZADOS. | COMPONENTE | ESTRATÉGICO | EFICACIA | PORCENTAJE | 100.00 | 100.00 | 39.49 | | | | | | | | |
| E071 | PORCENTAJE DE PROYECTOS REALIZADOS. | COMPONENTE | ESTRATÉGICO | EFICACIA | PORCENTAJE | 100.00 | 100.00 | 33.33 | | | | | | | | |
| E071 | PORCENTAJE DE ACCIONES PARA LA IMPLEMENTACIÓN DE LA NORMA NMX-R-025-SCFI-2015 "IGUALDAD LABORAL Y NO DISCRIMINACIÓN. | COMPONENTE | ESTRATÉGICO | EFICACIA | PORCENTAJE | 100.00 | 100.00 | 59.33 | | | | | | | | |

1/ Sólo se reportará el tipo de indicador estratégico.

2/ De conformidad con el artículo 52 de la Ley General de Contabilidad Gubernamental (LCCG), se considera como base de registro el Momento Contable del Devengado.

Puente, Secretaría de Finanzas y Administración.

"Bajo protesta de decir verdad declaramos que los Estados Financieros y sus Notas son razonablemente correctos y responsabilidad del emisor"



**CUENTA DE LA HACIENDA PÚBLICA ESTATAL 2018
PROGRAMAS Y PROYECTOS DE INVERSIÓN POR TIPOS
UNIVERSIDAD TECNOLÓGICA DE HUEJUTZINGO**

| Tipos de programas y proyectos, denominación y notas | Clave | Entidad Federativa | Fechas de inicio y término de la etapa de inversión | Costo total ^{2/} | Inversión | | | | Porcentaje de avance físico | | | | |
|--|-----------|--------------------|---|---------------------------|------------------|------------|-----------|----------------------|-----------------------------|------------|-----------|-----------|----------------------|
| | | | | | (Miles de Pesos) | | | | 2018 | | 2018 | | Acumulado hasta 2018 |
| | | | | | Aprobada | Modificada | Devengada | Ejercicio / Aprobada | Ejercicio / Modificada | Programado | Real | | |
| • NO APLICA | NO APLICA | NO APLICA | NO APLICA | NO APLICA | NO APLICA | NO APLICA | NO APLICA | NO APLICA | NO APLICA | NO APLICA | NO APLICA | NO APLICA | |

1/ Son los programas y proyectos de inversión que consideraron la asignación de recursos en el presupuesto aprobado o durante el ejercicio presupuestario. La suma de los parciales puede no coincidir con los subtotales y el total debido al redondeo de las cifras. Los conceptos de inversión consideran recursos presupuestarios. El avance financiero corresponde únicamente al ciclo que se reporta.

2/ Se refiere al costo total del programa o proyecto actualizado al cierre de 2018.

Fuente: Secretaría de Finanzas y Administración. Unidad de Inversiones.



Universidad Tecnológica de Huejutzingo ESTADO DE PUEBLA

Balanza de Comprobación del 01/jul./2018 al 31/jul./2018

Cuentas de Mayor con saldo y/o movimientos. (De la cuenta: 1000 a la 6000)

Fecha y hora de Impresión: 08/ago./2018 10:05 a. m.

Usu: ASOTO
Rep: rptBalanzaComprobacion

| Nat. | Cuenta | Nombre de la cuenta | SALDO ANTERIOR | | MOVIMIENTOS | | SALDO ACTUAL | |
|------|--------------|---|------------------|----------|-----------------|-----------------|------------------|----------|
| | | | DEUDOR | ACREEDOR | DEUDOR | ACREEDOR | DEUDOR | ACREEDOR |
| D | 1000 | ACTIVO | \$245,986,099.37 | \$0.00 | \$17,708,579.37 | \$18,038,031.63 | \$245,656,647.11 | \$0.00 |
| D | 1100 | ACTIVO CIRCULANTE | \$8,132,376.61 | \$0.00 | \$17,632,619.37 | \$18,038,031.63 | \$7,726,964.35 | \$0.00 |
| D | 1110 | EFFECTIVO Y EQUIVALENTES | \$8,107,559.77 | \$0.00 | \$8,516,243.19 | \$8,924,562.99 | \$7,659,239.97 | \$0.00 |
| D | 1111 | EFFECTIVO | \$40,000.00 | \$0.00 | \$0.00 | \$0.00 | \$40,000.00 | \$0.00 |
| D | 1111-0001 | FONDO FIJO DE CAJA FEDERAL | \$15,000.00 | \$0.00 | \$0.00 | \$0.00 | \$15,000.00 | \$0.00 |
| D | 1111-0002 | FONDO FIJO DE CAJA ESTATAL | \$0.00 | \$0.00 | \$0.00 | \$0.00 | \$0.00 | \$0.00 |
| D | 1111-0003 | FONDO FIJO RECTORIA FEDERAL | \$10,000.00 | \$0.00 | \$0.00 | \$0.00 | \$10,000.00 | \$0.00 |
| D | 1112 | BANCOS/TESORERIA | \$8,067,559.77 | \$0.00 | \$8,516,243.19 | \$8,924,562.99 | \$7,659,239.97 | \$0.00 |
| D | 1112-01 | SANTANDER | \$8,067,559.77 | \$0.00 | \$8,516,243.19 | \$8,924,562.99 | \$7,659,239.97 | \$0.00 |
| D | 1112-01-0001 | PROMEP/PRODEP 65504876824 | \$475,277.88 | \$0.00 | \$0.00 | \$57,303.72 | \$417,974.16 | \$0.00 |
| D | 1112-01-0002 | FONDO DE CONTINGENCIA 65504876886 | \$4,242.85 | \$0.00 | \$0.00 | \$0.00 | \$4,242.85 | \$0.00 |
| D | 1112-01-0003 | ECONOMIAS INGRESOS PROPIOS 65504876946 | \$511,289.14 | \$0.00 | \$0.00 | \$437,803.00 | \$73,486.14 | \$0.00 |
| D | 1112-01-0004 | APOYO A MADRES MEXICANAS 65505181709 | \$38,000.00 | \$0.00 | \$0.00 | \$0.00 | \$38,000.00 | \$0.00 |
| D | 1112-01-0005 | CAPTACION DE DERECHOS 2015 65504876548 | \$0.00 | \$0.00 | \$0.00 | \$0.00 | \$0.00 | \$0.00 |
| D | 1112-01-0006 | SUBSIDIO FEDERAL 2018 65506535097 | \$2,544,851.61 | \$0.00 | \$3,608,749.00 | \$3,413,699.18 | \$2,739,901.43 | \$0.00 |
| D | 1112-01-0007 | SUBSIDIO FEDERAL 2016 65505391531 | \$11,189.36 | \$0.00 | \$0.00 | \$0.00 | \$11,189.36 | \$0.00 |
| D | 1112-01-0008 | CAPTACION DE DERECHOS 2016 65505393364 | \$0.00 | \$0.00 | \$0.00 | \$0.00 | \$0.00 | \$0.00 |
| D | 1112-01-0009 | PFCE 2016 65505893602 | \$0.00 | \$0.00 | \$0.00 | \$0.00 | \$0.00 | \$0.00 |
| D | 1112-01-0010 | SUBSIDIO ESTATAL 2018 65506535191 | \$3,423,032.51 | \$0.00 | \$0.00 | \$0.00 | \$3,581,655.32 | \$0.00 |
| D | 1112-01-0011 | SUBSIDIO ESTATAL 2017 65505998856 | \$0.00 | \$0.00 | \$0.00 | \$0.00 | \$0.00 | \$0.00 |
| D | 1112-01-0012 | SUBSIDIO FEDERAL 2017 65505965632 | \$0.00 | \$0.00 | \$0.00 | \$0.00 | \$0.00 | \$0.00 |
| D | 1112-01-0013 | CAPTACION DE DERECHOS 2017 65505965677 | \$722,147.08 | \$0.00 | \$31,600.00 | \$671,975.00 | \$81,772.08 | \$0.00 |
| D | 1112-01-0014 | CAPTACION DE DERECHOS 2018 65506535160 | \$44,803.47 | \$0.00 | \$923,457.98 | \$659,418.84 | \$308,842.61 | \$0.00 |
| D | 1112-01-0015 | PFCE 2017 65506416487 | \$291,638.89 | \$0.00 | \$32.00 | \$0.00 | \$291,670.89 | \$0.00 |
| D | 1112-01-0016 | INGRESOS PROPIOS 2018 65506542663 | \$1,086.98 | \$0.00 | \$449,150.56 | \$339,732.41 | \$110,505.13 | \$0.00 |
| D | 1112-01-0017 | FAM SUPERIOR 2013 65506419850 | \$0.00 | \$0.00 | \$0.00 | \$0.00 | \$0.00 | \$0.00 |
| D | 1120 | DERECHOS A RECIBIR EFFECTIVO O EQUIVALENTES | \$24,816.84 | \$0.00 | \$9,116,376.18 | \$9,113,468.64 | \$27,724.38 | \$0.00 |
| D | 1122 | CUENTAS POR COBRAR A CORTO PLAZO | \$0.00 | \$0.00 | \$8,472,744.98 | \$8,472,744.98 | \$0.00 | \$0.00 |
| D | 1122-71-01 | Ingresos por Venta de Bienes de Organismos Descentralizados | \$0.00 | \$0.00 | \$0.00 | \$0.00 | \$0.00 | \$0.00 |
| D | 1122-73 | Ingresos por ventas de bienes y servicios producidos en establecimientos del Gobierno Central | \$0.00 | \$0.00 | \$448,330.00 | \$448,330.00 | \$0.00 | \$0.00 |
| D | 1122-73-02 | Ingresos por Venta de Servicios Producidos en Establecimientos del Gobierno | \$0.00 | \$0.00 | \$448,330.00 | \$448,330.00 | \$0.00 | \$0.00 |
| D | 1122-91 | Transferencias Internas y Asignaciones al Sector Público | \$0.00 | \$0.00 | \$923,457.98 | \$923,457.98 | \$0.00 | \$0.00 |
| D | 1122-93 | Subsidios y Subvenciones | \$0.00 | \$0.00 | \$7,100,957.00 | \$7,100,957.00 | \$0.00 | \$0.00 |
| D | 1123 | DEUDORES DIVERSOS POR COBRAR A CORTO PLAZO | \$24,816.84 | \$0.00 | \$643,631.20 | \$640,723.66 | \$27,724.38 | \$0.00 |
| D | 1123-01 | DEUDORES DIVERSOS POR COBRAR A CORTO PLAZO | \$22,756.95 | \$0.00 | \$641,595.40 | \$638,664.66 | \$25,687.69 | \$0.00 |
| D | 1123-01-002 | ENRIQUE GARCIA LOPEZ | \$0.00 | \$0.00 | \$0.00 | \$0.00 | \$0.00 | \$0.00 |
| D | 1123-01-005 | SONIA IBETT PALACIOS GONZALEZ | \$0.00 | \$0.00 | \$0.00 | \$0.00 | \$0.00 | \$0.00 |
| D | 1123-01-007 | JOSE FERNANDO PALACIOS DE LA CRUZ | \$0.00 | \$0.00 | \$6,485.00 | \$6,485.00 | \$0.00 | \$0.00 |
| D | 1123-01-010 | EMILIA POBLANO CASTELLANOS | \$0.00 | \$0.00 | \$18,431.50 | \$18,431.50 | \$0.00 | \$0.00 |
| D | 1123-01-011 | JOSE ALBERTO CRUZ CASTILLO TEPOSTECO | \$0.00 | \$0.00 | \$0.00 | \$0.00 | \$0.00 | \$0.00 |
| D | 1123-01-012 | AARON ALONSO ROJAS | \$0.00 | \$0.00 | \$3,800.00 | \$3,800.00 | \$0.00 | \$0.00 |
| D | 1123-01-014 | JULIO ENRIQUE GRACIA MUÑOZ | \$0.00 | \$0.00 | \$0.00 | \$0.00 | \$0.00 | \$0.00 |
| D | 1123-01-015 | LIDA ZORAIDA JIMENEZ CALIXTO | \$0.00 | \$0.00 | \$0.00 | \$0.00 | \$0.00 | \$0.00 |
| D | 1123-01-017 | SETH GALINDO JUAREZ | \$3,200.00 | \$0.00 | \$588.00 | \$3,463.00 | \$325.00 | \$0.00 |
| D | 1123-01-020 | MARIO MEJIA LARRAINZAR | \$0.00 | \$0.00 | \$0.00 | \$0.00 | \$0.00 | \$0.00 |



Universidad Tecnológica de Huejotzingo

ESTADO DE PUEBLA

Balanza de Comprobación del 01/jul./2018 al 31/jul./2018

Cuentas de Mayor con saldo y/o movimientos. (De la cuenta: 1000 a la 6000)

Fecha y hora de Impresión | 08/ago./2018 | 10:05 a. m.

Usu: ASOTO
Rep: rptBalanzaComprobacion

| Nat. | Cuenta | Nombre de la cuenta | SALDO ANTERIOR | | MOVIMIENTOS | | SALDO ACTUAL | |
|------|-------------|--|----------------|----------|-------------|------------|--------------|----------|
| | | | DEUDOR | ACREEDOR | DEUDOR | ACREEDOR | DEUDOR | ACREEDOR |
| D | 1123-01-021 | MARGARITA DE LA ROSA CHAVEZ | \$0.00 | \$0.00 | \$0.00 | \$0.00 | \$0.00 | \$0.00 |
| D | 1123-01-022 | MARIO MIGNON SANCHEZ | \$0.00 | \$0.00 | \$0.00 | \$0.00 | \$0.00 | \$0.00 |
| D | 1123-01-023 | JOSE LUIS PARRA ISLAS | \$0.00 | \$0.00 | \$0.00 | \$0.00 | \$0.00 | \$0.00 |
| D | 1123-01-025 | JOSE LUIS MANCILLA GUTIERREZ | \$0.00 | \$0.00 | \$0.00 | \$0.00 | \$0.00 | \$0.00 |
| D | 1123-01-026 | GABRIEL ALEJANDRO MARTINEZ PARENTE RANGEL | \$0.00 | \$0.00 | \$0.00 | \$0.00 | \$0.00 | \$0.00 |
| D | 1123-01-027 | ARMANDO FERNANDO LOZADA ARGUELLO | \$0.00 | \$0.00 | \$1,889.00 | \$882.00 | \$1,007.00 | \$0.00 |
| D | 1123-01-028 | IVONNE RUIZ LEON | \$4,150.00 | \$0.00 | \$0.00 | \$4,150.99 | -\$0.99 | \$0.00 |
| D | 1123-01-031 | JUAN CARLOS MORALES LOZANO | \$0.00 | \$0.00 | \$2,115.00 | \$1,939.00 | \$176.00 | \$0.00 |
| D | 1123-01-046 | XIOMARA RAMIREZ MARTINEZ | \$0.00 | \$0.00 | \$0.00 | \$0.00 | \$0.00 | \$0.00 |
| D | 1123-01-047 | TERESA ISELA ROMERO RAMIREZ | \$0.00 | \$0.00 | \$0.00 | \$0.00 | \$0.00 | \$0.00 |
| D | 1123-01-052 | SAMUEL SANTIAGO CRUZ | \$0.00 | \$0.00 | \$5,288.00 | \$5,288.00 | \$0.00 | \$0.00 |
| D | 1123-01-054 | ARTURO BENITO VAZQUEZ ORTIZ | \$0.00 | \$0.00 | \$0.00 | \$0.00 | \$0.00 | \$0.00 |
| D | 1123-01-057 | MARCO ANTONIO HERNANDEZ GARCIA | \$0.00 | \$0.00 | \$0.00 | \$0.00 | \$0.00 | \$0.00 |
| D | 1123-01-058 | ANDRES SHADANI OLMEDO VILLA | \$5,288.00 | \$0.00 | \$0.00 | \$5,288.00 | \$0.00 | \$0.00 |
| D | 1123-01-062 | JESUS ENRIQUE CRUZ GATICA | \$0.00 | \$0.00 | \$3,500.00 | \$3,505.27 | -\$5.27 | \$0.00 |
| D | 1123-01-073 | ALBERTO FRANCISCO MUÑOZ ROSALES | \$1,597.00 | \$0.00 | \$0.00 | \$1,597.00 | \$0.00 | \$0.00 |
| D | 1123-01-074 | SALVADOR FLORES CORTEZ | \$0.00 | \$0.00 | \$0.00 | \$0.00 | \$0.00 | \$0.00 |
| D | 1123-01-075 | MARIA GABRIELA PEREZ RAMOS | -\$0.01 | \$0.00 | \$0.00 | \$0.00 | -\$0.01 | \$0.00 |
| D | 1123-01-076 | CLAUDIA BENITEZ SILVA | \$0.00 | \$0.00 | \$0.00 | \$0.00 | \$0.00 | \$0.00 |
| D | 1123-01-080 | JOSE MARTIN CALDERON SILVA | \$0.00 | \$0.00 | \$0.00 | \$0.00 | \$0.00 | \$0.00 |
| D | 1123-01-089 | DARIO ANTONIO HUERTA DOMINGUEZ | \$0.00 | \$0.00 | \$0.00 | \$0.00 | \$0.00 | \$0.00 |
| D | 1123-01-093 | PRUDENCIO TLPALE HERNANDEZ | \$0.00 | \$0.00 | \$0.00 | \$0.00 | \$0.00 | \$0.00 |
| D | 1123-01-096 | JUAN MANUEL MINO MONTEL | \$0.00 | \$0.00 | \$0.00 | \$0.00 | \$0.00 | \$0.00 |
| D | 1123-01-097 | ARISBET LUQUEÑO FLORES | \$0.00 | \$0.00 | \$0.00 | \$0.00 | \$0.00 | \$0.00 |
| D | 1123-01-098 | EDGAR JESUS SALOMON ESCORSA | \$0.00 | \$0.00 | \$0.00 | \$0.00 | \$0.00 | \$0.00 |
| D | 1123-01-099 | MARIANO ESCOBEDO BAUTISTA | \$0.00 | \$0.00 | \$0.00 | \$0.00 | \$0.00 | \$0.00 |
| D | 1123-01-100 | EDUARDO MERCADO AGUILAR | \$0.00 | \$0.00 | \$0.00 | \$0.00 | \$0.00 | \$0.00 |
| D | 1123-01-101 | JAVIER HERNANDEZ RIVERA | \$0.00 | \$0.00 | \$5,288.00 | \$5,288.00 | \$0.00 | \$0.00 |
| D | 1123-01-102 | CARLOS ROBERTO PASCUALI ROCHA | \$0.00 | \$0.00 | \$0.00 | \$0.00 | \$0.00 | \$0.00 |
| D | 1123-01-103 | JONATHAN PALAFOX PANECATL | \$0.00 | \$0.00 | \$0.00 | \$0.00 | \$0.00 | \$0.00 |
| D | 1123-01-104 | CARLOS ANTONIO ISLAS BAUTISTA | \$0.00 | \$0.00 | \$0.00 | \$0.00 | \$0.00 | \$0.00 |
| D | 1123-01-105 | ULISES CORTES RAMIREZ | \$0.00 | \$0.00 | \$0.00 | \$0.00 | \$0.00 | \$0.00 |
| D | 1123-01-106 | ITZEL ROSALIA PIMENTA HERNANDEZ | \$0.00 | \$0.00 | \$0.00 | \$0.00 | \$0.00 | \$0.00 |
| D | 1123-01-107 | ARMANDO SALAS TORRES | \$0.00 | \$0.00 | \$0.00 | \$0.00 | \$0.00 | \$0.00 |
| D | 1123-01-108 | JERONIMO CADENA MORALES | \$0.00 | \$0.00 | \$0.00 | \$0.00 | \$0.00 | \$0.00 |
| D | 1123-01-109 | RAUL SANCHEZ JUAREZ | \$0.00 | \$0.00 | \$0.00 | \$0.00 | \$0.00 | \$0.00 |
| D | 1123-01-110 | ARTMEX VIAJES SA DE CV | \$0.00 | \$0.00 | \$0.00 | \$0.00 | \$0.00 | \$0.00 |
| D | 1123-01-111 | ADMINISTRADORA DE HOTELES GRT SA DE CV | \$0.00 | \$0.00 | \$0.00 | \$0.00 | \$0.00 | \$0.00 |
| D | 1123-01-112 | RAQUEL RAMIREZ AMADOR | \$0.00 | \$0.00 | \$0.00 | \$0.00 | \$0.00 | \$0.00 |
| D | 1123-01-113 | ASPEL DE MEXICO SA DE CV | \$0.00 | \$0.00 | \$0.00 | \$0.00 | \$0.00 | \$0.00 |
| D | 1123-01-115 | ARMANDO FLORES HERNANDEZ | \$0.00 | \$0.00 | \$0.00 | \$0.00 | \$0.00 | \$0.00 |
| D | 1123-01-116 | MARIELA CORAL CORTES SANCHEZ | \$0.00 | \$0.00 | \$0.00 | \$0.00 | \$0.00 | \$0.00 |
| D | 1123-01-117 | LUDMILA FLORES HERNANDEZ | -\$0.55 | \$0.00 | \$1,952.00 | \$0.00 | \$1,951.45 | \$0.00 |
| D | 1123-01-118 | PDTECH SA DE CV | \$0.00 | \$0.00 | \$0.00 | \$0.00 | \$0.00 | \$0.00 |
| D | 1123-01-119 | YANET JIMENEZ MARTINEZ | \$0.00 | \$0.00 | \$0.00 | \$0.00 | \$0.00 | \$0.00 |
| D | 1123-01-120 | ASOCIACION NACIONAL DE UNIVERSIDADES TECNOLOGICAS A C | \$0.00 | \$0.00 | \$0.00 | \$0.00 | \$0.00 | \$0.00 |
| D | 1123-01-121 | LAURA RAMIREZ NAVA | \$3,000.00 | \$0.00 | \$0.00 | \$0.00 | \$3,000.00 | \$0.00 |



Universidad Tecnológica de Huejotzingo

ESTADO DE PUEBLA

Balanza de Comprobación del 01/jul./2018 al 31/jul./2018
Cuentas de Mayor con saldo y/o movimientos. (De la cuenta: 1000 a la 6000)

Usu: ASOTO
 Rep: rptBalanzaComprobacion

Fecha y hora de Impresión | 08/ago./2018
 10:05 a. m.

| Nat. | Cuenta | Nombre de la cuenta | SALDO ANTERIOR | | MOVIMIENTOS | | SALDO ACTUAL | |
|------|--------------|---|------------------|----------|--------------|--------------|------------------|----------|
| | | | DEUDOR | ACREEDOR | DEUDOR | ACREEDOR | DEUDOR | ACREEDOR |
| D | 1123-01-122 | ARTURO GARCIA DE ANGEL | \$234.51 | \$0.00 | \$19,000.00 | \$0.00 | \$19,234.51 | \$0.00 |
| D | 1123-01-123 | UNIVERSIDAD POPULAR AUTONOMA DEL ESTADO DE PUEBLA AC | \$0.00 | \$0.00 | \$0.00 | \$0.00 | \$0.00 | \$0.00 |
| D | 1123-01-124 | DAKOTA URBANIZACIONES S DE RL DE CV | \$0.00 | \$0.00 | \$1,438.40 | \$1,438.40 | \$0.00 | \$0.00 |
| D | 1123-01-125 | CLAUDIA PATRICIA AVILA SANCHEZ | \$0.00 | \$0.00 | \$0.00 | \$0.00 | \$0.00 | \$0.00 |
| D | 1123-01-126 | COMUNIDAD UNIVERSITARIA DEL GOLFO CENTRO AC | \$0.00 | \$0.00 | \$0.00 | \$0.00 | \$0.00 | \$0.00 |
| D | 1123-01-127 | ENRIQUE MARTINEZ MUÑOZ | \$0.00 | \$0.00 | \$0.00 | \$0.00 | \$0.00 | \$0.00 |
| D | 1123-01-128 | DEUTSCHE BANK MEXICO SA IBM, DIV FIDUCIARIA F1616 | \$0.00 | \$0.00 | \$1,448.84 | \$1,448.84 | \$0.00 | \$0.00 |
| D | 1123-01-129 | AFRICAM SA DE CV | \$0.00 | \$0.00 | \$29,937.60 | \$29,937.60 | \$0.00 | \$0.00 |
| D | 1123-01-130 | LOURDES LUCIA ROMERO ALVA | \$0.00 | \$0.00 | \$2,550.00 | \$2,550.00 | \$0.00 | \$0.00 |
| D | 1123-01-131 | UNIVERSIDAD TECNOLÓGICA EMILIANO ZAPATA | \$0.00 | \$0.00 | \$3,000.00 | \$3,000.00 | \$0.00 | \$0.00 |
| D | 1123-01-132 | ARTURO TEXCUCANO GARCIA | \$0.00 | \$0.00 | \$534,040.00 | \$534,040.00 | \$0.00 | \$0.00 |
| D | 1123-01-133 | FRANCISCO ALTAMIRANO POPOCA | \$0.00 | \$0.00 | \$844.06 | \$844.06 | \$0.00 | \$0.00 |
| D | 1123-02 | SUBSIDIO AL EMPLEO | \$2,059.89 | \$0.00 | \$2,035.80 | \$2,059.00 | \$2,036.69 | \$0.00 |
| D | 1123-02-0001 | SUBSIDIO AL EMPLEO | \$2,059.89 | \$0.00 | \$2,035.80 | \$2,059.00 | \$2,036.69 | \$0.00 |
| D | 1200 | ACTIVO NO CIRCULANTE | \$237,853,722.76 | \$0.00 | \$75,960.00 | \$0.00 | \$237,929,682.76 | \$0.00 |
| D | 1230 | BIENES INMUEBLES, INFRAESTRUCTURA Y CONSTRUCCIONES EN PROCESO | \$140,595,198.38 | \$0.00 | \$0.00 | \$0.00 | \$140,595,198.38 | \$0.00 |
| D | 1231 | TERRENOS | \$19,800,574.50 | \$0.00 | \$0.00 | \$0.00 | \$19,800,574.50 | \$0.00 |
| D | 1231-1 | TERRENOS | \$19,800,574.50 | \$0.00 | \$0.00 | \$0.00 | \$19,800,574.50 | \$0.00 |
| D | 1231-1-01 | TERRENOS | \$19,800,574.50 | \$0.00 | \$0.00 | \$0.00 | \$19,800,574.50 | \$0.00 |
| D | 1233 | EDIFICIOS NO HABITACIONALES | \$120,794,623.88 | \$0.00 | \$0.00 | \$0.00 | \$120,794,623.88 | \$0.00 |
| D | 1233-0003 | BIENES INMUEBLES | \$120,794,623.88 | \$0.00 | \$0.00 | \$0.00 | \$120,794,623.88 | \$0.00 |
| D | 1240 | BIENES MUEBLES | \$107,312,371.27 | \$0.00 | \$75,960.00 | \$0.00 | \$107,388,331.27 | \$0.00 |
| D | 1241 | MOBILIARIO Y EQUIPO DE ADMINISTRACIÓN | \$30,257,233.99 | \$0.00 | \$0.00 | \$0.00 | \$30,257,233.99 | \$0.00 |
| D | 1241-1 | Muebles de Oficina y Estantería | \$7,192,947.98 | \$0.00 | \$0.00 | \$0.00 | \$7,192,947.98 | \$0.00 |
| D | 1241-1-5111 | Muebles de oficina y estantería | \$7,192,947.98 | \$0.00 | \$0.00 | \$0.00 | \$7,192,947.98 | \$0.00 |
| D | 1241-2 | Muebles, excepto de Oficina y Estantería | \$17,226.00 | \$0.00 | \$0.00 | \$0.00 | \$17,226.00 | \$0.00 |
| D | 1241-2-5121 | Muebles, excepto de oficina y estantería | \$17,226.00 | \$0.00 | \$0.00 | \$0.00 | \$17,226.00 | \$0.00 |
| D | 1241-3 | Muebles, excepto de oficina y estantería | \$20,883,976.33 | \$0.00 | \$0.00 | \$0.00 | \$20,883,976.33 | \$0.00 |
| D | 1241-3-5151 | Equipo de cómputo y de Tecnologías de la Información | \$20,883,976.33 | \$0.00 | \$0.00 | \$0.00 | \$20,883,976.33 | \$0.00 |
| D | 1241-9 | Equipo de cómputo y de tecnologías de la información | \$2,163,083.68 | \$0.00 | \$0.00 | \$0.00 | \$2,163,083.68 | \$0.00 |
| D | 1241-9-5191 | Otros Mobiliarios y Equipos de Administración | \$2,163,083.68 | \$0.00 | \$0.00 | \$0.00 | \$2,163,083.68 | \$0.00 |
| D | 1242 | MOBILIARIO Y EQUIPO EDUCACIONAL Y RECREATIVO | \$66,343,792.12 | \$0.00 | \$19,999.56 | \$0.00 | \$66,363,791.68 | \$0.00 |
| D | 1242-1 | Equipos y Aparatos Audiovisuales | \$1,032,287.08 | \$0.00 | \$19,999.56 | \$0.00 | \$1,052,286.64 | \$0.00 |
| D | 1242-1-5211 | Equipos y aparatos audiovisuales | \$1,032,287.08 | \$0.00 | \$19,999.56 | \$0.00 | \$1,052,286.64 | \$0.00 |
| D | 1242-2 | Aparatos Deportivos | \$313,864.00 | \$0.00 | \$0.00 | \$0.00 | \$313,864.00 | \$0.00 |
| D | 1242-2-5221 | Aparatos deportivos | \$313,864.00 | \$0.00 | \$0.00 | \$0.00 | \$313,864.00 | \$0.00 |
| D | 1242-3 | Cámaras Fotográficas y de Video | \$321,279.37 | \$0.00 | \$0.00 | \$0.00 | \$321,279.37 | \$0.00 |
| D | 1242-3-5231 | Cámaras Fotográficas y de video | \$321,279.37 | \$0.00 | \$0.00 | \$0.00 | \$321,279.37 | \$0.00 |
| D | 1242-9 | Otro Mobiliario y Equipo Educativo y Recreativo | \$64,676,361.67 | \$0.00 | \$0.00 | \$0.00 | \$64,676,361.67 | \$0.00 |
| D | 1242-9-5291 | Otro mobiliario y equipo educacional y recreativo | \$64,676,361.67 | \$0.00 | \$0.00 | \$0.00 | \$64,676,361.67 | \$0.00 |
| D | 1243 | EQUIPO E INSTRUMENTAL MÉDICO Y DE LABORATORIO | \$327,550.74 | \$0.00 | \$0.00 | \$0.00 | \$327,550.74 | \$0.00 |
| D | 1243-1 | Equipo Médico y de Laboratorio | \$327,550.74 | \$0.00 | \$0.00 | \$0.00 | \$327,550.74 | \$0.00 |
| D | 1243-1-5311 | Equipo médico y de laboratorio | \$327,550.74 | \$0.00 | \$0.00 | \$0.00 | \$327,550.74 | \$0.00 |
| D | 1244 | VEHICULOS Y EQUIPO DE TRANSPORTE | \$3,885,597.02 | \$0.00 | \$0.00 | \$0.00 | \$3,885,597.02 | \$0.00 |
| D | 1244-1 | VEHICULOS Y EQUIPO TERRESTRE | \$3,885,597.02 | \$0.00 | \$0.00 | \$0.00 | \$3,885,597.02 | \$0.00 |
| D | 1244-1-00001 | VEHICULOS Y EQUIPO TERRESTRE | \$3,509,133.00 | \$0.00 | \$0.00 | \$0.00 | \$3,509,133.00 | \$0.00 |



Universidad Tecnológica de Huejotzingo ESTADO DE PUEBLA

Balanza de Comprobación del 01/jul./2018 al 31/jul./2018
Cuentas de Mayor con saldo y/o movimientos. (De la cuenta: 1000 a la 6000)

Usr: ASOTO
Rep: rptBalanzaComprobacion

Fecha y hora de Impresión: 08/ago./2018
10:05 a. m.

| Nat. | Cuenta | Nombre de la cuenta | SALDO ANTERIOR | | MOVIMIENTOS | | SALDO ACTUAL | |
|------|-------------|---|----------------|-----------------|-----------------|----------------|----------------|-----------------|
| | | | DEUDOR | ACREEDOR | DEUDOR | ACREEDOR | DEUDOR | ACREEDOR |
| D | 1244-1-5411 | Vehículos y equipo terrestre | \$376,464.02 | \$0.00 | \$0.00 | \$0.00 | \$376,464.02 | \$0.00 |
| D | 1245 | EQUIPO DE DEFENSA Y SEGURIDAD | \$850,508.00 | \$0.00 | \$0.00 | \$0.00 | \$850,508.00 | \$0.00 |
| D | 1245-0-5511 | Equipo de Defensa y Seguridad | \$850,508.00 | \$0.00 | \$0.00 | \$0.00 | \$850,508.00 | \$0.00 |
| D | 1246 | MAQUINARIA, OTROS EQUIPOS Y HERRAMIENTAS | \$5,647,689.40 | \$0.00 | \$55,960.44 | \$0.00 | \$5,703,649.84 | \$0.00 |
| D | 1246-2 | Maquinaria y Equipo Industrial | \$1,060,264.51 | \$0.00 | \$23,200.00 | \$0.00 | \$1,083,464.51 | \$0.00 |
| D | 1246-2-5621 | Maquinaria y equipo industrial | \$1,060,264.51 | \$0.00 | \$23,200.00 | \$0.00 | \$1,083,464.51 | \$0.00 |
| D | 1246-4 | Sistemas de Aire Acondicionado, Calefacción y de Refrigeración Industrial y Comercial | \$861,139.57 | \$0.00 | \$0.00 | \$0.00 | \$861,139.57 | \$0.00 |
| D | 1246-4-5641 | Sistemas de aire acondicionado, calefacción y de refrigeración industrial y Comercial | \$861,139.57 | \$0.00 | \$0.00 | \$0.00 | \$861,139.57 | \$0.00 |
| D | 1246-5 | Equipo de Comunicación y Telecomunicación | \$721,972.49 | \$0.00 | \$0.00 | \$0.00 | \$721,972.49 | \$0.00 |
| D | 1246-5-5651 | Equipo de comunicación y telecomunicación | \$721,972.49 | \$0.00 | \$0.00 | \$0.00 | \$721,972.49 | \$0.00 |
| D | 1246-6 | Equipos de Generación Eléctrica, Aparatos y Accesorios Eléctricos | \$1,708,641.95 | \$0.00 | \$20,000.44 | \$0.00 | \$1,728,642.39 | \$0.00 |
| D | 1246-6-5661 | Equipos de Generación Eléctrica, Aparatos y Accesorios Eléctricos | \$1,708,641.95 | \$0.00 | \$20,000.44 | \$0.00 | \$1,728,642.39 | \$0.00 |
| D | 1246-7 | Herramientas y Máquinas-Herramienta | \$197,895.06 | \$0.00 | \$0.00 | \$0.00 | \$197,895.06 | \$0.00 |
| D | 1246-7-5671 | Herramientas y máquinas-herramienta | \$197,895.06 | \$0.00 | \$0.00 | \$0.00 | \$197,895.06 | \$0.00 |
| D | 1246-9 | Otros Equipos | \$1,097,775.82 | \$0.00 | \$12,760.00 | \$0.00 | \$1,110,535.82 | \$0.00 |
| D | 1246-9-5691 | Otros Equipos | \$1,097,775.82 | \$0.00 | \$12,760.00 | \$0.00 | \$1,110,535.82 | \$0.00 |
| D | 1250 | ACTIVOS INTANGIBLES | \$898,877.12 | \$0.00 | \$0.00 | \$0.00 | \$898,877.12 | \$0.00 |
| D | 1251 | SOFTWARE | \$898,877.12 | \$0.00 | \$0.00 | \$0.00 | \$898,877.12 | \$0.00 |
| D | 1251-1 | SOFTWARE | \$872,064.94 | \$0.00 | \$0.00 | \$0.00 | \$872,064.94 | \$0.00 |
| D | 1251-1-5911 | Software | \$872,064.94 | \$0.00 | \$0.00 | \$0.00 | \$872,064.94 | \$0.00 |
| D | 1251-5911 | SOFTWARE | \$26,812.18 | \$0.00 | \$0.00 | \$0.00 | \$26,812.18 | \$0.00 |
| A | 1260 | DEPRECIACIÓN, DETERIORO Y AMORTIZACIÓN ACUMULADA DE BIENES | \$0.00 | \$10,952,724.01 | \$0.00 | \$0.00 | \$0.00 | \$10,952,724.01 |
| A | 1261 | DEPRECIACIÓN ACUMULADA DE BIENES INMUEBLES | \$0.00 | \$1,417,474.57 | \$0.00 | \$0.00 | \$0.00 | \$1,417,474.57 |
| A | 1261-3 | Depreciación Acumulada de Edificios no Habitacionales. | \$0.00 | \$1,417,474.57 | \$0.00 | \$0.00 | \$0.00 | \$1,417,474.57 |
| A | 1263 | DEPRECIACIÓN ACUMULADA DE BIENES MUEBLES | \$0.00 | \$9,261,790.28 | \$0.00 | \$0.00 | \$0.00 | \$9,261,790.28 |
| A | 1263-1 | Depreciación Acumulada de Mobiliario y Equipo de Administración. | \$0.00 | \$4,291,391.54 | \$0.00 | \$0.00 | \$0.00 | \$4,291,391.54 |
| A | 1263-2 | Depreciación Acumulada de Mobiliario y Equipo Educativo y Recreativo. | \$0.00 | \$4,710,269.61 | \$0.00 | \$0.00 | \$0.00 | \$4,710,269.61 |
| A | 1263-3 | Depreciación Acumulada de Instrumental Médico y de Laboratorio. | \$0.00 | \$13,910.83 | \$0.00 | \$0.00 | \$0.00 | \$13,910.83 |
| A | 1263-4 | Depreciación Acumulada de Equipo de Transporte. | \$0.00 | \$137,589.86 | \$0.00 | \$0.00 | \$0.00 | \$137,589.86 |
| A | 1263-5 | Depreciación Acumulada de Equipo de Defensa y Seguridad. | \$0.00 | \$8,941.41 | \$0.00 | \$0.00 | \$0.00 | \$8,941.41 |
| A | 1263-6 | Depreciación Acumulada de Maquinaria, otros Equipos y Herramientas. | \$0.00 | \$99,687.03 | \$0.00 | \$0.00 | \$0.00 | \$99,687.03 |
| A | 1265 | AMORTIZACIÓN ACUMULADA DE ACTIVOS INTANGIBLES | \$0.00 | \$273,459.16 | \$0.00 | \$0.00 | \$0.00 | \$273,459.16 |
| A | 1265-1 | Amortización Acumulada de Software. | \$0.00 | \$273,459.16 | \$0.00 | \$0.00 | \$0.00 | \$273,459.16 |
| A | 2000 | PASIVO | \$0.00 | \$0.00 | \$0.00 | \$0.00 | \$0.00 | \$0.00 |
| A | 2100 | PASIVO CIRCULANTE | \$0.00 | \$10,275,984.09 | \$10,275,984.09 | \$9,620,076.92 | \$0.00 | \$1,292,041.52 |
| A | 2110 | CUENTAS POR PAGAR A CORTO PLAZO | \$0.00 | \$10,275,984.09 | \$10,275,984.09 | \$9,620,076.92 | \$0.00 | \$1,292,041.52 |
| A | 2111 | SERVICIOS PERSONALES POR PAGAR A CORTO PLAZO | \$0.00 | \$1,947,948.69 | \$1,947,948.69 | \$9,620,076.92 | \$0.00 | \$99,726.82 |
| A | 2111-1 | Remuneración por pagar al Personal de carácter permanente a CP | \$0.00 | \$456,131.21 | \$6,160,465.52 | \$5,804,061.13 | \$0.00 | \$99,726.82 |
| A | 2111-1-1132 | Remuneración por pagar al Personal de Confianza | \$0.00 | \$0.00 | \$2,717,102.10 | \$2,717,102.10 | \$0.00 | \$0.00 |
| A | 2111-2 | Remuneración por pagar al Personal de carácter transitorio a CP | \$0.00 | \$0.00 | \$2,717,102.10 | \$2,717,102.10 | \$0.00 | \$0.00 |
| A | 2111-2-1221 | Sueldos base al personal eventual | \$0.00 | \$0.00 | \$1,779,591.34 | \$1,779,591.34 | \$0.00 | \$0.00 |
| A | 2111-3 | Remuneraciones Adicionales y Especiales por Pagar a CP | \$0.00 | \$0.00 | \$43,127.62 | \$43,127.62 | \$0.00 | \$0.00 |



Universidad Tecnológica de Huejotzingo ESTADO DE PUEBLA

Balanza de Comprobación del 01/jul./2018 al 31/jul./2018
Cuentas de Mayor con saldo y/o movimientos. (De la cuenta: 1000 a la 6000)

Ustr. ASOTO
Rep: rptBalanzaComprobacion

Fecha y hora de Impresión | 08/ago./2018
10:05 a. m.

| Nat. | Cuenta | Nombre de la cuenta | SALDO ANTERIOR | | MOVIMIENTOS | | SALDO ACTUAL | |
|------|---------------|---|----------------|--------------|----------------|----------------|--------------|--------------|
| | | | DEUDOR | ACREEDOR | DEUDOR | ACREEDOR | DEUDOR | ACREEDOR |
| A | 2111-3-1321 | Remuneraciones Adicionales y Especiales por Pagar a CP | \$0.00 | \$0.00 | \$3,472.60 | \$3,472.60 | \$0.00 | \$0.00 |
| A | 2111-3-1322 | Remuneraciones Adicionales y Especiales por Pagar a CP | \$0.00 | \$0.00 | \$39,655.02 | \$39,655.02 | \$0.00 | \$0.00 |
| A | 2111-4 | Seguridad Social y Seguros por pagar a CP | \$0.00 | \$456,131.21 | \$1,272,692.42 | \$916,288.03 | \$0.00 | \$99,726.82 |
| A | 2111-4-1411 | Aportaciones de seguridad social | \$0.00 | \$288,130.14 | \$1,104,691.35 | \$916,288.03 | \$0.00 | \$99,726.82 |
| A | 2111-4-1431 | Aportaciones al sistema para el retiro | \$0.00 | \$168,001.07 | \$168,001.07 | \$0.00 | \$0.00 | \$0.00 |
| A | 2111-5 | Otras prestaciones sociales y económicas por pagar a CP | \$0.00 | \$0.00 | \$347,952.04 | \$347,952.04 | \$0.00 | \$0.00 |
| A | 2111-5-1531 | Prestaciones y haberes de retiro | \$0.00 | \$0.00 | \$0.00 | \$0.00 | \$0.00 | \$0.00 |
| A | 2111-5-1541 | Otras prestaciones sociales y económicas por pagar a CP | \$0.00 | \$0.00 | \$347,952.04 | \$347,952.04 | \$0.00 | \$0.00 |
| A | 2112 | PROVEEDORES POR PAGAR A CORTO PLAZO | \$0.00 | \$600,718.67 | \$2,542,837.81 | \$2,270,520.94 | \$0.00 | \$328,401.80 |
| A | 2112-1 | Deudas por Adquisición de Bienes y Contratación de Servicios por Pagar a CP | \$0.00 | \$600,718.67 | \$2,502,837.81 | \$2,194,560.94 | \$0.00 | \$292,441.80 |
| A | 2112-1-000001 | COMISION FEDERAL DE ELECTRICIDAD | \$0.00 | \$0.00 | \$95,497.00 | \$95,497.00 | \$0.00 | \$0.00 |
| A | 2112-1-000006 | SOC COOP AGROP REGIONAL ANTORCHA CAMPESINA SCL | \$0.00 | \$0.00 | \$0.00 | \$0.00 | \$0.00 | \$0.00 |
| A | 2112-1-000007 | PLAZA DE COBRO SAN MARCOS | \$0.00 | \$0.00 | \$632.00 | \$632.00 | \$0.00 | \$0.00 |
| A | 2112-1-000008 | SECRETARIA DE FINANZAS Y ADMINISTRACION DEL GOBIERNO DEL ESTADO DE PUEBLA | \$0.00 | \$0.00 | \$137,935.00 | \$137,935.00 | \$0.00 | \$0.00 |
| A | 2112-1-000009 | TELEFONOS DE MEXICO S.A.B. DE C.V. | \$0.00 | \$0.00 | \$0.00 | \$0.00 | \$0.00 | \$0.00 |
| A | 2112-1-000018 | SANTANDER | \$0.00 | \$0.00 | \$104.40 | \$104.40 | \$0.00 | \$0.00 |
| A | 2112-1-000024 | ESTAFETA MEXICANA S.A.D E C.V. | \$0.00 | \$0.00 | \$250.00 | \$250.00 | \$0.00 | \$0.00 |
| A | 2112-1-000025 | TELECOMUNICACIONES AUTONOMAS SIN LIMITE, S.A. DE C.V. | \$0.00 | \$59,500.00 | \$119,000.00 | \$59,500.00 | \$0.00 | \$0.00 |
| A | 2112-1-000028 | ADMINISTRACION CONSULTORIA MURO SA DE CV | \$0.00 | \$0.00 | \$0.00 | \$0.00 | \$0.00 | \$0.00 |
| A | 2112-1-000029 | FERMIN SOLIS RUIZ | \$0.00 | \$0.00 | \$13,273.20 | \$13,273.20 | \$0.00 | \$0.00 |
| A | 2112-1-000031 | RICARDO ALFONSO SOLIS MARTINEZ | \$0.00 | \$0.00 | \$0.00 | \$0.00 | \$0.00 | \$0.00 |
| A | 2112-1-000032 | PLAZA COMERCIAL ORIENTE, S.A DE C.V. | \$0.00 | \$0.00 | \$0.00 | \$0.00 | \$0.00 | \$0.00 |
| A | 2112-1-000033 | AUTOBUSES MEXICO PUEBLA ESTRELLA ROJA S.A. DE C.V. | \$0.00 | \$0.00 | \$700.00 | \$700.00 | \$0.00 | \$0.00 |
| A | 2112-1-000034 | CASETAS | \$0.00 | \$0.00 | \$5,798.00 | \$5,798.00 | \$0.00 | \$0.00 |
| A | 2112-1-000035 | ESTACIONAMIENTO | \$0.00 | \$0.00 | \$1,605.00 | \$1,605.00 | \$0.00 | \$0.00 |
| A | 2112-1-000036 | PREMIUM RESTAURANT BRANDS S. DE R.L. DE C.V. | \$0.00 | \$0.00 | \$794.00 | \$794.00 | \$0.00 | \$0.00 |
| A | 2112-1-000038 | CADENA COMERCIAL OXXO S.A. DE C.V. | \$0.00 | \$0.00 | \$1,252.80 | \$1,252.80 | \$0.00 | \$0.00 |
| A | 2112-1-000039 | FONDO NACIONAL DE INFRAESTRUCTURA | \$0.00 | \$0.00 | \$0.00 | \$0.00 | \$0.00 | \$0.00 |
| A | 2112-1-000040 | SANBORN HERMANOS S.A. | \$0.00 | \$0.00 | \$0.00 | \$0.00 | \$0.00 | \$0.00 |
| A | 2112-1-000041 | TALACHA | \$0.00 | \$0.00 | \$0.00 | \$0.00 | \$0.00 | \$0.00 |
| A | 2112-1-000042 | PASAJES | \$0.00 | \$0.00 | \$85.00 | \$85.00 | \$0.00 | \$0.00 |
| A | 2112-1-000046 | AUTOZONE DE MEXICO S. DE R.L. DE C.V. | \$0.00 | \$0.00 | \$0.00 | \$0.00 | \$0.00 | \$0.00 |
| A | 2112-1-000047 | MARIA LUISA ESCORZA MELO | \$0.00 | \$0.00 | \$0.00 | \$0.00 | \$0.00 | \$0.00 |
| A | 2112-1-000052 | QUALITAS, COMPAÑIA DE SEGUROS S.A. DE C.V. | \$0.00 | \$0.00 | \$0.00 | \$0.00 | \$0.00 | \$0.00 |
| A | 2112-1-000055 | JOYAS POBLANAS NAVARRO S DE RL MI | \$0.00 | \$10,208.00 | \$10,208.00 | \$0.00 | \$0.00 | \$0.00 |
| A | 2112-1-000059 | JUAN MANUEL RAMIREZ JUAREZ | \$0.00 | \$0.00 | \$0.00 | \$0.00 | \$0.00 | \$0.00 |
| A | 2112-1-000061 | GRAMALGO S.A. DE C.V. | \$0.00 | \$0.00 | \$0.00 | \$0.00 | \$0.00 | \$0.00 |
| A | 2112-1-000062 | TIENDAS CHEDRAUI S.A DE C.V. | \$0.00 | \$0.00 | \$0.00 | \$0.00 | \$0.00 | \$0.00 |
| A | 2112-1-000064 | OPERADORA OMX S.A. DE C.V. | \$0.00 | \$0.00 | \$0.00 | \$0.00 | \$0.00 | \$0.00 |
| A | 2112-1-000068 | OPERADORA VIPS S. DE R.L. DE C.V. | \$0.00 | \$0.00 | \$113.60 | \$113.60 | \$0.00 | \$0.00 |
| A | 2112-1-000072 | PLAZA DE COBRO SAN MARTIN | \$0.00 | \$0.00 | \$1,048.00 | \$1,048.00 | \$0.00 | \$0.00 |
| A | 2112-1-000073 | NUOVA WAL MART DE MEXICO S DE R L DE CV | \$0.00 | \$0.00 | \$18,021.97 | \$18,021.97 | \$0.00 | \$0.00 |
| A | 2112-1-000075 | GUADALUPE HUERTA GOIS | \$0.00 | \$0.00 | \$0.00 | \$0.00 | \$0.00 | \$0.00 |
| A | 2112-1-000077 | TRADICION EN PASTELERIAS S.A. DE C.V. | \$0.00 | \$0.00 | \$0.00 | \$0.00 | \$0.00 | \$0.00 |
| A | 2112-1-000082 | OSCAR ALCANTARA BALDERAS | \$0.00 | \$0.00 | \$0.00 | \$0.00 | \$0.00 | \$0.00 |



Universidad Tecnológica de Huejotzingo ESTADO DE PUEBLA

Balanza de Comprobación del 01/jul./2018 al 31/jul./2018

Cuentas de Mayor con saldo y/o movimientos. (De la cuenta: 1000 a la 6000)

Fecha y hora de Impresión: 08/ago./2018 10:05 a. m.

Usr: ASOTO
Rep: rptBalanzaComprobacion

| Nat. | Cuenta | Nombre de la cuenta | SALDO ANTERIOR | | MOVIMIENTOS | | SALDO ACTUAL | |
|------|---------------|---|----------------|--------------|--------------|--------------|--------------|----------|
| | | | DEUDOR | ACREEDOR | DEUDOR | ACREEDOR | DEUDOR | ACREEDOR |
| A | 2112-1-000088 | SECRETARIA DE EDUCACION PUBLICA | \$0.00 | \$0.00 | \$502,440.00 | \$502,440.00 | \$0.00 | \$0.00 |
| A | 2112-1-000089 | MULTISERVICIO JANDRE, SA DE CV | \$0.00 | \$268,107.42 | \$402,161.12 | \$134,053.70 | \$0.00 | \$0.00 |
| A | 2112-1-000090 | SALVADOR PONCE MORENO | \$0.00 | \$0.00 | \$0.00 | \$0.00 | \$0.00 | \$0.00 |
| A | 2112-1-000092 | TERMINAL LAS TORRES PUEBLA SA DE CV | \$0.00 | \$0.00 | \$64.00 | \$64.00 | \$0.00 | \$0.00 |
| A | 2112-1-000093 | AUTOTRANSPORTES ORO GRAN TURISMO Y PRIMERA CLASE SA DE CV | \$0.00 | \$0.00 | \$0.00 | \$0.00 | \$0.00 | \$0.00 |
| A | 2112-1-000095 | PLAZA COMERCIAL DE PUEBLA SA DE CV | \$0.00 | \$0.00 | \$0.00 | \$0.00 | \$0.00 | \$0.00 |
| A | 2112-1-000096 | ELIZABETH SALAS CHIPOL | \$0.00 | \$0.00 | \$0.00 | \$0.00 | \$0.00 | \$0.00 |
| A | 2112-1-000098 | CONCESIONARIA PAC SA DE CV | \$0.00 | \$0.00 | \$0.00 | \$0.00 | \$0.00 | \$0.00 |
| A | 2112-1-000108 | OPERADORA DE FRANQUICIAS ALSEA SAPI DE C.V. | \$0.00 | \$0.00 | \$189.00 | \$189.00 | \$0.00 | \$0.00 |
| A | 2112-1-000109 | ALIMENTOS SMT DE PUEBLA S.A. DE C.V. | \$0.00 | \$0.00 | \$0.00 | \$0.00 | \$0.00 | \$0.00 |
| A | 2112-1-000110 | AUTOS PULLMAN S.A. DE C.V. | \$0.00 | \$0.00 | \$627.00 | \$627.00 | \$0.00 | \$0.00 |
| A | 2112-1-000113 | CLUTCHS FRENSOS Y MECÁNICA DE PUEBLA S.A. DE C.V. | \$0.00 | \$0.00 | \$0.00 | \$0.00 | \$0.00 | \$0.00 |
| A | 2112-1-000115 | SANDWICH GROUP S.A. DE C.V. | \$0.00 | \$0.00 | \$0.00 | \$0.00 | \$0.00 | \$0.00 |
| A | 2112-1-000117 | CAFE SIRENA S. DE R.L. DE C.V. | \$0.00 | \$0.00 | \$0.00 | \$0.00 | \$0.00 | \$0.00 |
| A | 2112-1-000123 | CRISELDA VAZQUEZ CRUZ | \$0.00 | \$16,240.00 | \$40,368.00 | \$24,128.00 | \$0.00 | \$0.00 |
| A | 2112-1-000124 | MARCO ANTONIO GUEVARA HERNANDEZ | \$0.00 | \$0.00 | \$0.00 | \$0.00 | \$0.00 | \$0.00 |
| A | 2112-1-000130 | AUTOBUSES ESTRELLA BLANCA SA DE CV | \$0.00 | \$0.00 | \$1,808.00 | \$1,808.00 | \$0.00 | \$0.00 |
| A | 2112-1-000135 | PAPELRIA LOZANO HERMANOS, SA DE C.V. | \$0.00 | \$0.00 | \$0.00 | \$0.00 | \$0.00 | \$0.00 |
| A | 2112-1-000136 | OPERADORA Y PROCESADORA DE PRODUCTOS DE PANIFICACION S.A. DE C.V. | \$0.00 | \$0.00 | \$408.00 | \$408.00 | \$0.00 | \$0.00 |
| A | 2112-1-000137 | SHADDAI GARCIA BARCENAS | \$0.00 | \$0.00 | \$180.00 | \$180.00 | \$0.00 | \$0.00 |
| A | 2112-1-000140 | SISTEMAS DIGITALES DE VANGUARDIA, S.A. DE C.V. | \$0.00 | \$0.00 | \$68,904.00 | \$68,904.00 | \$0.00 | \$0.00 |
| A | 2112-1-000145 | CONCESIONAIA VUELA COMPAÑIA DE AVIACION SAPI DE CV | \$0.00 | \$0.00 | \$0.00 | \$0.00 | \$0.00 | \$0.00 |
| A | 2112-1-000148 | RICARDO PLOBLANO PAZ | \$0.00 | \$22,553.43 | \$45,106.86 | \$22,553.43 | \$0.00 | \$0.00 |
| A | 2112-1-000152 | FACTUAL SERVICES SC | \$0.00 | \$0.00 | \$0.00 | \$0.00 | \$0.00 | \$0.00 |
| A | 2112-1-000160 | CORPORATIVO PH DE PUEBLA S.A. DE C.V. | \$0.00 | \$0.00 | \$0.00 | \$0.00 | \$0.00 | \$0.00 |
| A | 2112-1-000170 | TIENDAS SORIANA S.A. DE C.V. | \$0.00 | \$344.65 | \$0.00 | \$344.65 | \$0.00 | \$0.00 |
| A | 2112-1-000172 | PREMIER FOODS SA DE CV | \$0.00 | \$0.00 | \$0.00 | \$0.00 | \$0.00 | \$0.00 |
| A | 2112-1-000176 | JOSÉ LUIS PÉREZ ROSAS | \$0.00 | \$0.00 | \$0.00 | \$0.00 | \$0.00 | \$0.00 |
| A | 2112-1-000194 | EVA LETICIA CORTES ROSETE | \$0.00 | \$0.00 | \$0.00 | \$0.00 | \$0.00 | \$0.00 |
| A | 2112-1-000208 | PROMOTORA DE HOTELES MIXHUCA S.A. DE C.V. | \$0.00 | \$0.00 | \$530.00 | \$530.00 | \$0.00 | \$0.00 |
| A | 2112-1-000219 | JOSEFINA HOYOS ROSAS | \$0.00 | \$0.00 | \$0.00 | \$0.00 | \$0.00 | \$0.00 |
| A | 2112-1-000241 | AUTOMOVILISTICA SAN MARTIN, S.A. DE C.V. | \$0.00 | \$0.00 | \$0.00 | \$0.00 | \$0.00 | \$0.00 |
| A | 2112-1-000251 | EXTRA GAS S.A. DE C.V. | \$0.00 | \$0.00 | \$5,697.24 | \$5,697.24 | \$0.00 | \$0.00 |
| A | 2112-1-000252 | ACABADOS Y SOLUCIONES PROFESIONALES SA DE CV | \$0.00 | \$0.00 | \$0.00 | \$0.00 | \$0.00 | \$0.00 |
| A | 2112-1-000255 | YOCELIN GALLEGOS MARIN | \$0.00 | \$1,537.00 | \$3,265.40 | \$1,728.40 | \$0.00 | \$0.00 |
| A | 2112-1-000260 | NESPRESSO MEXICO SA DE CV | \$0.00 | \$0.00 | \$0.00 | \$0.00 | \$0.00 | \$0.00 |
| A | 2112-1-000263 | VALRO SERVICIOS INTEGRALES SA DE CV | \$0.00 | \$0.00 | \$0.00 | \$0.00 | \$0.00 | \$0.00 |
| A | 2112-1-000270 | OFFICE DEPOT DE MEXICO S.A. DE C.V. | \$0.00 | \$0.00 | \$0.00 | \$0.00 | \$0.00 | \$0.00 |
| A | 2112-1-000277 | CHEMICAL GUILPS, S.A. DE C.V. | \$0.00 | \$0.00 | \$0.00 | \$0.00 | \$0.00 | \$0.00 |
| A | 2112-1-000290 | HOTELERA PLAZA DALI SA DE C.V. | \$0.00 | \$0.00 | \$17,303.72 | \$17,303.72 | \$0.00 | \$0.00 |
| A | 2112-1-000293 | THE ANGL0 MEXICAN FOUNDATION AC | \$0.00 | \$0.00 | \$750.00 | \$750.00 | \$0.00 | \$0.00 |
| A | 2112-1-000305 | TAXI | \$0.00 | \$0.00 | \$0.00 | \$0.00 | \$0.00 | \$0.00 |
| A | 2112-1-000319 | JOSE GUADALUPE RAMIREZ LOPEZ | \$0.00 | \$0.00 | \$708.00 | \$708.00 | \$0.00 | \$0.00 |
| A | 2112-1-000321 | LAS BOLEADORAS RESTAURANTE ARGENTINO S.A. DE C.V. | \$0.00 | \$0.00 | \$3,210.00 | \$3,210.00 | \$0.00 | \$0.00 |
| A | 2112-1-000324 | TIENDAS EXTRA SA DE CV | \$0.00 | \$0.00 | \$0.00 | \$0.00 | \$0.00 | \$0.00 |
| A | 2112-1-000326 | RESTAURANTES TOKS SA DE CV | \$0.00 | \$0.00 | \$450.00 | \$450.00 | \$0.00 | \$0.00 |



Universidad Tecnológica de Huejotzingo

ESTADO DE PUEBLA

Balanza de Comprobación del 01/jul./2018 al 31/jul./2018

Cuentas de Mayor con saldo y/o movimientos. (De la cuenta: 1000 a la 6000)

Fecha y hora de Impresión | 08/ago./2018 | 10:05 a. m.

Usr: ASOTO
Rep: rptBalanzaComprobacion

| Nat. | Cuenta | Nombre de la cuenta | SALDO ANTERIOR | | MOVIMIENTOS | | SALDO ACTUAL | |
|------|---------------|--|----------------|----------|--------------|--------------|--------------|----------|
| | | | DEUDOR | ACREEDOR | DEUDOR | ACREEDOR | DEUDOR | ACREEDOR |
| A | 2112-1-000336 | ABEL BAÑUELOS RODRIGUEZ | \$0.00 | \$0.00 | \$4,678.30 | \$4,678.30 | \$0.00 | \$0.00 |
| A | 2112-1-000357 | CENTRO NACIONAL DE EVALUACIÓN PARA LA EDUCACIÓN SUPERIOR, A.C. | \$0.00 | \$0.00 | \$67,176.00 | \$67,176.00 | \$0.00 | \$0.00 |
| A | 2112-1-000366 | PROMOCIONES TURISTICAS HERCA SA DE CV | \$0.00 | \$0.00 | \$2,306.22 | \$2,306.22 | \$0.00 | \$0.00 |
| A | 2112-1-000376 | MIRIAN RODRIGUEZ CRUZ | \$0.00 | \$0.00 | \$44,890.72 | \$44,890.72 | \$0.00 | \$0.00 |
| A | 2112-1-000381 | LOS SENDEROS SA DE CV | \$0.00 | \$0.00 | \$150.00 | \$150.00 | \$0.00 | \$0.00 |
| A | 2112-1-000396 | PABELLON ELECTRONIAC S. DE R.L. DE C.V. | \$0.00 | \$0.00 | \$0.00 | \$0.00 | \$0.00 | \$0.00 |
| A | 2112-1-000399 | PROVEEDORA BOSA DE MEXICO, S.A. DE C.V. | \$0.00 | \$0.00 | \$0.00 | \$0.00 | \$0.00 | \$0.00 |
| A | 2112-1-000410 | SERVICIO DE TAXIS CAPU SA DE CV | \$0.00 | \$0.00 | \$171.00 | \$171.00 | \$0.00 | \$0.00 |
| A | 2112-1-000414 | LENIN SERRANO SERRANO | \$0.00 | \$0.00 | \$0.00 | \$0.00 | \$0.00 | \$0.00 |
| A | 2112-1-000420 | OPERADORA DE FERIAS Y EXPOSICIONES S.A DE C.V. | \$0.00 | \$0.00 | \$0.00 | \$0.00 | \$0.00 | \$0.00 |
| A | 2112-1-000428 | UNIVERSIDAD TECNOLÓGICA EMILIANO ZAPATA DEL ESTADO DE MORELOS | \$0.00 | \$0.00 | \$3,000.00 | \$3,000.00 | \$0.00 | \$0.00 |
| A | 2112-1-000439 | FIREWALL SEGURIDAD PRIVADA SA DE CV | \$0.00 | \$0.00 | \$0.00 | \$0.00 | \$0.00 | \$0.00 |
| A | 2112-1-000442 | GOBIERNO DEL ESTADO DE PUEBLA | \$0.00 | \$0.00 | \$0.00 | \$0.00 | \$0.00 | \$0.00 |
| A | 2112-1-000445 | TRANSPORTACIONES ENTRE TERMINALES SA DE CV | \$0.00 | \$0.00 | \$0.00 | \$0.00 | \$0.00 | \$0.00 |
| A | 2112-1-000451 | JESSICA MARIELA ZAMUDIO MARTINEZ | \$0.00 | \$0.00 | \$0.00 | \$0.00 | \$0.00 | \$0.00 |
| A | 2112-1-000456 | COSTCO DE MEXICO SA DE CV | \$0.00 | \$0.00 | \$0.00 | \$0.00 | \$0.00 | \$0.00 |
| A | 2112-1-000462 | UNITED | \$0.00 | \$0.00 | \$0.00 | \$0.00 | \$0.00 | \$0.00 |
| A | 2112-1-000477 | ASOCIACION NACIONAL DE UNIVERSIDAD TECNOLOGICAS AC | \$0.00 | \$0.00 | \$0.00 | \$0.00 | \$0.00 | \$0.00 |
| A | 2112-1-000494 | LLANTAS Y SERVICIOS DE TEXMELUCAN S.A. DE C.V. | \$0.00 | \$0.00 | \$0.00 | \$0.00 | \$0.00 | \$0.00 |
| A | 2112-1-000495 | CSI PROYECTOS Y CONSTRUCCIONES UNIVERSALES, S.A. DE C.V. | \$0.00 | \$0.00 | \$0.00 | \$0.00 | \$0.00 | \$0.00 |
| A | 2112-1-000506 | ANASTASIO MARTÍNEZ LEÓN | \$0.00 | \$0.00 | \$0.00 | \$0.00 | \$0.00 | \$0.00 |
| A | 2112-1-000516 | GRUPO AMIGOS DE SAN ANGEL SA DE CV | \$0.00 | \$0.00 | \$0.00 | \$0.00 | \$0.00 | \$0.00 |
| A | 2112-1-000518 | FIDEICOMISO F/1596 | \$0.00 | \$0.00 | \$0.00 | \$0.00 | \$0.00 | \$0.00 |
| A | 2112-1-000521 | EL CARDENAL DE LA BOMBILLA SA DE CV | \$0.00 | \$0.00 | \$0.00 | \$0.00 | \$0.00 | \$0.00 |
| A | 2112-1-000550 | ROBERTO RIVERA Y ASOCIADOS, S. DE R.L. DE C.V. | \$0.00 | \$0.00 | \$0.00 | \$0.00 | \$0.00 | \$0.00 |
| A | 2112-1-000553 | SERVICIO VALLE DE IZTACIHUATL-POPOCATEPETL S.A. DE C.V. | \$0.00 | \$0.00 | \$0.00 | \$0.00 | \$0.00 | \$0.00 |
| A | 2112-1-000566 | SERVICIO LAS CUPULAS SA DE CV | \$0.00 | \$0.00 | \$0.00 | \$0.00 | \$0.00 | \$0.00 |
| A | 2112-1-000567 | JOSE LUIS ESCALANTE HERNANDEZ | \$0.00 | \$0.00 | \$0.00 | \$0.00 | \$0.00 | \$0.00 |
| A | 2112-1-000570 | COMERCIALIZADORA FARMACÉUTICA MALDONADO, S.A. DE C.V. | \$0.00 | \$0.00 | \$0.00 | \$0.00 | \$0.00 | \$0.00 |
| A | 2112-1-000585 | MARCO ALONSO QUINTERO GARCIA | \$0.00 | \$0.00 | \$0.00 | \$0.00 | \$0.00 | \$0.00 |
| A | 2112-1-000591 | HOME DEPOT MEXICO S DE RL DE CV | \$0.00 | \$0.00 | \$0.00 | \$0.00 | \$0.00 | \$0.00 |
| A | 2112-1-000592 | PEDRO MARIN MONTERROSAS | \$0.00 | \$0.00 | \$432,216.00 | \$432,216.00 | \$0.00 | \$0.00 |
| A | 2112-1-000605 | DHL EXPRESS MEXICO S.A. DE C.V. | \$0.00 | \$0.00 | \$0.00 | \$0.00 | \$0.00 | \$0.00 |
| A | 2112-1-000614 | SINERGIA DE ENERGETICOS SA DE CV | \$0.00 | \$0.00 | \$1,200.00 | \$1,200.00 | \$0.00 | \$0.00 |
| A | 2112-1-000633 | VERIFICACION SAN JOAQUIN DE PUEBLA S.A. DE C.V. | \$0.00 | \$0.00 | \$0.00 | \$0.00 | \$0.00 | \$0.00 |
| A | 2112-1-000636 | ETN TURISTAR LUJO SA DE CV | \$0.00 | \$0.00 | \$3,544.00 | \$3,544.00 | \$0.00 | \$0.00 |
| A | 2112-1-000655 | JULIO CESAR ALONSO AZCUE | \$0.00 | \$0.00 | \$0.00 | \$0.00 | \$0.00 | \$0.00 |
| A | 2112-1-000656 | HOLIDAY INN | \$0.00 | \$0.00 | \$0.00 | \$0.00 | \$0.00 | \$0.00 |
| A | 2112-1-000660 | TEODORO SALINAS HUERTA | \$0.00 | \$0.00 | \$15,773.68 | \$15,773.68 | \$0.00 | \$0.00 |
| A | 2112-1-000663 | ARNULFO JIMENEZ GAMBOA | \$0.00 | \$0.00 | \$464.44 | \$464.44 | \$0.00 | \$0.00 |
| A | 2112-1-000664 | 7-ELEVEN MEXICO, S.A. DE C.V. | \$0.00 | \$0.00 | \$179.70 | \$179.70 | \$0.00 | \$0.00 |
| A | 2112-1-000668 | PROPIMEX S. DE R.L. DE C.V. | \$0.00 | \$0.00 | \$0.00 | \$0.00 | \$0.00 | \$0.00 |
| A | 2112-1-000670 | CONSTRUCTORA TORRENS SA DE CV | \$0.00 | \$0.00 | \$0.00 | \$0.00 | \$0.00 | \$0.00 |



Universidad Tecnológica de Huejotzingo

ESTADO DE PUEBLA

Balanza de Comprobación del 01/jul./2018 al 31/jul./2018

Cuentas de Mayor con saldo y/o movimientos. (De la cuenta: 1000 a la 6000)

Fecha y hora de Impresión: 08/ago./2018 10:05 a. m.

Usu: ASOTO
Rep: rptBalanzaComprobacion

| Nat. | Cuenta | Nombre de la cuenta | SALDO ANTERIOR | | MOVIMIENTOS | | SALDO ACTUAL | |
|------|---------------|---|----------------|----------|--------------|--------------|--------------|----------|
| | | | DEUDOR | ACREEDOR | DEUDOR | ACREEDOR | DEUDOR | ACREEDOR |
| A | 2112-1-000673 | LUIS ERNESTO HERNÁNDEZ GONZÁLEZ | \$0.00 | \$0.00 | \$0.00 | \$0.00 | \$0.00 | \$0.00 |
| A | 2112-1-000675 | TURISMOS GOURMET SAPI DE CV | \$0.00 | \$0.00 | \$0.00 | \$0.00 | \$0.00 | \$0.00 |
| A | 2112-1-000676 | BEATRIZ NADER SUAREZ | \$0.00 | \$0.00 | \$0.00 | \$0.00 | \$0.00 | \$0.00 |
| A | 2112-1-000677 | RELATIVITY6 S.A. DE C.V. | \$0.00 | \$0.00 | \$0.00 | \$0.00 | \$0.00 | \$0.00 |
| A | 2112-1-000678 | AMADO MENDOZA AVILA | \$0.00 | \$0.00 | \$0.00 | \$0.00 | \$0.00 | \$0.00 |
| A | 2112-1-000679 | AMALIA SANCHEZ EMICENTE | \$0.00 | \$0.00 | \$0.00 | \$0.00 | \$0.00 | \$0.00 |
| A | 2112-1-000680 | 95/24 MEXICO, S DE R.L. DE C.V. | \$0.00 | \$0.00 | \$0.00 | \$0.00 | \$0.00 | \$0.00 |
| A | 2112-1-000681 | UNIVERSIDAD TECNOLÓGICA DE LEÓN | \$0.00 | \$0.00 | \$0.00 | \$0.00 | \$0.00 | \$0.00 |
| A | 2112-1-000682 | CARLA PAYAN GIL | \$0.00 | \$0.00 | \$0.00 | \$0.00 | \$0.00 | \$0.00 |
| A | 2112-1-000683 | GASOLINERA LA POBLANITA SA DE CV | \$0.00 | \$0.00 | \$0.00 | \$0.00 | \$0.00 | \$0.00 |
| A | 2112-1-000684 | REIBON DISTRIBUCIÓN, S.A. DE C.V. | \$0.00 | \$0.00 | \$0.00 | \$0.00 | \$0.00 | \$0.00 |
| A | 2112-1-000686 | PROVEEDORA DE PAPELERÍAS Y OFICINAS TORRES ATCS, S.A. DE C.V. | \$0.00 | \$529.10 | \$529.10 | \$0.00 | \$0.00 | \$0.00 |
| A | 2112-1-000688 | FERRERELIDER S DE RL DE CV | \$0.00 | \$0.00 | \$0.00 | \$0.00 | \$0.00 | \$0.00 |
| A | 2112-1-000689 | LIMPIEZA INTEGRAL MEXICANA, S.A. DE C.V. | \$0.00 | \$0.00 | \$0.00 | \$0.00 | \$0.00 | \$0.00 |
| A | 2112-1-000690 | JUAN JOSE GARCÍA DÍAZ | \$0.00 | \$0.00 | \$48,256.00 | \$48,256.00 | \$0.00 | \$0.00 |
| A | 2112-1-000691 | EL EFECTIVO DE SONORA S.A. DE C.V. | \$0.00 | \$0.00 | \$0.00 | \$0.00 | \$0.00 | \$0.00 |
| A | 2112-1-000692 | OPERADORA DE ESTACIONAMIENTOS CUEVAS S.A. DE C.V. | \$0.00 | \$0.00 | \$0.00 | \$0.00 | \$0.00 | \$0.00 |
| A | 2112-1-000693 | COMERCIAL CITY FRESCO S DE RL DE CV | \$0.00 | \$0.00 | \$0.00 | \$0.00 | \$0.00 | \$0.00 |
| A | 2112-1-000694 | ENRIQUE GARCIA LOPEZ | \$0.00 | \$0.00 | \$73.00 | \$73.00 | \$0.00 | \$0.00 |
| A | 2112-1-000695 | TOMAS CUEQUEX FUENTES | \$0.00 | \$0.00 | \$0.00 | \$0.00 | \$0.00 | \$0.00 |
| A | 2112-1-000696 | SNARK JIM, S.A. DE C.V. | \$0.00 | \$0.00 | \$0.00 | \$0.00 | \$0.00 | \$0.00 |
| A | 2112-1-000697 | UNIVERSIDAD TECNOLÓGICA DE TECAMACHALCO | \$0.00 | \$0.00 | \$0.00 | \$0.00 | \$0.00 | \$0.00 |
| A | 2112-1-000699 | JULIAN JOSE ABED JIMENEZ | \$0.00 | \$0.00 | \$0.00 | \$0.00 | \$0.00 | \$0.00 |
| A | 2112-1-000700 | PLAZA DE COBRO AMOZOC | \$0.00 | \$0.00 | \$0.00 | \$0.00 | \$0.00 | \$0.00 |
| A | 2112-1-000702 | COMBUSTIBLES FAJA D EORO SA DE CV | \$0.00 | \$0.00 | \$0.00 | \$0.00 | \$0.00 | \$0.00 |
| A | 2112-1-000703 | ESTACION DE SERVICIO BAUTISTA SA DE CV | \$0.00 | \$0.00 | \$0.00 | \$0.00 | \$0.00 | \$0.00 |
| A | 2112-1-000704 | ANGEL SANTAMARIA TITLA | \$0.00 | \$0.00 | \$49,708.32 | \$49,708.32 | \$0.00 | \$0.00 |
| A | 2112-1-000706 | GASTRONOMIA Y PASTERIA DE CUERNAVACA | \$0.00 | \$0.00 | \$0.00 | \$0.00 | \$0.00 | \$0.00 |
| A | 2112-1-000709 | FRANCISCO RAFAEL CORDOVA TAPIA | \$0.00 | \$0.00 | \$0.00 | \$0.00 | \$0.00 | \$0.00 |
| A | 2112-1-000710 | COMERCIALIZADORA ASTRAK, S.A. DE C.V. | \$0.00 | \$0.00 | \$0.00 | \$0.00 | \$0.00 | \$0.00 |
| A | 2112-1-000711 | SINIIGNA CONSTRUCCIONES E INFRAESTRUCTURA S.A. DE C.V. | \$0.00 | \$0.00 | \$0.00 | \$0.00 | \$0.00 | \$0.00 |
| A | 2112-1-000712 | SOCORRO GUEVARA PINTO | \$0.00 | \$0.00 | \$9,142.26 | \$9,142.26 | \$0.00 | \$0.00 |
| A | 2112-1-000713 | EFFECTIVALE S. DE R.L. DE C.V. | \$0.00 | \$0.00 | \$49,999.47 | \$49,999.47 | \$0.00 | \$0.00 |
| A | 2112-1-000714 | MAX ZARAKIN, S.A. DE C.V. | \$0.00 | \$0.00 | \$120,599.98 | \$120,599.98 | \$0.00 | \$0.00 |
| A | 2112-1-000717 | GOBIERNO DEL ESTADO DE TLAXCALA | \$0.00 | \$0.00 | \$0.00 | \$0.00 | \$0.00 | \$0.00 |
| A | 2112-1-000718 | GRUPO IITSE TECHNOLOGY SA DE CV | \$0.00 | \$0.00 | \$0.00 | \$0.00 | \$0.00 | \$0.00 |
| A | 2112-1-000719 | MULTICOPIAS, S.A. DE C.V. | \$0.00 | \$0.00 | \$0.00 | \$0.00 | \$0.00 | \$0.00 |
| A | 2112-1-000720 | LUMSUBS NATURA SA DE C.V. | \$0.00 | \$0.00 | \$0.00 | \$0.00 | \$0.00 | \$0.00 |
| A | 2112-1-000721 | PASE SA. DE C.V | \$0.00 | \$0.00 | \$0.00 | \$0.00 | \$0.00 | \$0.00 |
| A | 2112-1-000722 | COMBUSTIBLES CUMULO DE VIRGO S.A. DE C.V. | \$0.00 | \$0.00 | \$0.00 | \$0.00 | \$0.00 | \$0.00 |
| A | 2112-1-000723 | GASOILS.A. DE C.V | \$0.00 | \$0.00 | \$0.00 | \$0.00 | \$0.00 | \$0.00 |
| A | 2112-1-000724 | PUEBLA AVANZA S DE RL DE CV | \$0.00 | \$0.00 | \$0.00 | \$0.00 | \$0.00 | \$0.00 |
| A | 2112-1-000727 | MARTHA IBETE YAÑES OLGUIN | \$0.00 | \$0.00 | \$0.00 | \$0.00 | \$0.00 | \$0.00 |
| A | 2112-1-000728 | PEDRO ALONSO BENITEZ | \$0.00 | \$0.00 | \$0.00 | \$0.00 | \$0.00 | \$0.00 |
| A | 2112-1-000729 | LAURA ROLDAN RUBIO | \$0.00 | \$0.00 | \$0.00 | \$0.00 | \$0.00 | \$0.00 |
| A | 2112-1-000730 | IVONNE GARCIA ROMERO | \$0.00 | \$0.00 | \$0.00 | \$0.00 | \$0.00 | \$0.00 |



Universidad Tecnológica de Huejotzingo

ESTADO DE PUEBLA

Balanza de Comprobación del 01/jul./2018 al 31/jul./2018
Cuentas de Mayor con saldo y/o movimientos. (De la cuenta: 1000 a la 6000)

Usu: ASOTO
Rep: rptBalanzaComprobacion

Fecha y hora de Impresión | 08/ago./2018
10:05 a. m.

| Nat. | Cuenta | Nombre de la cuenta | SALDO ANTERIOR | | MOVIMIENTOS | | SALDO ACTUAL | |
|------|---------------|---|----------------|----------|-------------|------------|--------------|----------|
| | | | DEUDOR | ACREEDOR | DEUDOR | ACREEDOR | DEUDOR | ACREEDOR |
| A | 2112-1-000731 | DANIELA ALEJANDRA SAYAZ HUENDA | \$0.00 | \$0.00 | \$0.00 | \$0.00 | \$0.00 | \$0.00 |
| A | 2112-1-000732 | CONSTRUCTORA E INMOBILIARIA SAN JOSE PUEBLA, S.A. DE C.V. | \$0.00 | \$0.00 | \$0.00 | \$0.00 | \$0.00 | \$0.00 |
| A | 2112-1-000733 | ANGÉLICA GUADALUPE MUÑOZ CARRERA | \$0.00 | \$0.00 | \$0.00 | \$0.00 | \$0.00 | \$0.00 |
| A | 2112-1-000734 | DESARROLLO SOCIAL CON TALENTO EMPRENDEDOR AC | \$0.00 | \$0.00 | \$0.00 | \$0.00 | \$0.00 | \$0.00 |
| A | 2112-1-000735 | LUIS EMILIO VÁZQUEZ COBOS | \$0.00 | \$0.00 | \$0.00 | \$0.00 | \$0.00 | \$0.00 |
| A | 2112-1-000736 | DISTRIBUIDORA GONZÁVILA S.A DE C.V. | \$0.00 | \$0.00 | \$0.00 | \$0.00 | \$0.00 | \$0.00 |
| A | 2112-1-000737 | MIRIAM HERNÁNDEZ PEDRAZA | \$0.00 | \$0.00 | \$0.00 | \$0.00 | \$0.00 | \$0.00 |
| A | 2112-1-000738 | CIA OPERADORA TURÍSTICA DEL CENTRO SA DE CV | \$0.00 | \$0.00 | \$0.00 | \$0.00 | \$0.00 | \$0.00 |
| A | 2112-1-000739 | PETRI S.A. DE C.V. | \$0.00 | \$0.00 | \$0.00 | \$0.00 | \$0.00 | \$0.00 |
| A | 2112-1-000740 | SUBLIMACIONES E INSUMOS GRAFICOS SA DE CV | \$0.00 | \$0.00 | \$0.00 | \$0.00 | \$0.00 | \$0.00 |
| A | 2112-1-000741 | NESTOR AVILA MOLINA | \$0.00 | \$0.00 | \$0.00 | \$0.00 | \$0.00 | \$0.00 |
| A | 2112-1-000742 | JULIA HERRERA RAMIREZ | \$0.00 | \$0.00 | \$0.00 | \$0.00 | \$0.00 | \$0.00 |
| A | 2112-1-000743 | CARLOS EDUARDO MENA SANCHEZ | \$0.00 | \$0.00 | \$0.00 | \$0.00 | \$0.00 | \$0.00 |
| A | 2112-1-000744 | LUIS MARQUEZ LEONA | \$0.00 | \$0.00 | \$0.00 | \$0.00 | \$0.00 | \$0.00 |
| A | 2112-1-000745 | ZAFAMI SA DE CV | \$0.00 | \$0.00 | \$0.00 | \$0.00 | \$0.00 | \$0.00 |
| A | 2112-1-000746 | UNIVERSIDAD AUTONOMA DE AGUASCALIENTES | \$0.00 | \$0.00 | \$0.00 | \$0.00 | \$0.00 | \$0.00 |
| A | 2112-1-000747 | REBECA COTES AGUILAR | \$0.00 | \$0.00 | \$0.00 | \$0.00 | \$0.00 | \$0.00 |
| A | 2112-1-000748 | POLIGAS | \$0.00 | \$0.00 | \$0.00 | \$0.00 | \$0.00 | \$0.00 |
| A | 2112-1-000749 | GRUPO NACIONAL PROVINCIAL S.A.B. | \$0.00 | \$0.00 | \$7,878.41 | \$7,878.41 | \$0.00 | \$0.00 |
| A | 2112-1-000751 | DOMINANDO AL MUNDO CON PIZZA SA DE CV | \$0.00 | \$0.00 | \$0.00 | \$0.00 | \$0.00 | \$0.00 |
| A | 2112-1-000752 | AUTOTRANSPORTES AEROPUERTO SA DE CV | \$0.00 | \$0.00 | \$0.00 | \$0.00 | \$0.00 | \$0.00 |
| A | 2112-1-000753 | IKASI, S.A. DE C.V. | \$0.00 | \$0.00 | \$0.00 | \$0.00 | \$0.00 | \$0.00 |
| A | 2112-1-000755 | SERVICIO SAN LUCAS S.A. DE C.V. | \$0.00 | \$0.00 | \$0.00 | \$0.00 | \$0.00 | \$0.00 |
| A | 2112-1-000756 | COVESU SA DE CV | \$0.00 | \$0.00 | \$0.00 | \$0.00 | \$0.00 | \$0.00 |
| A | 2112-1-000761 | TERESA AGUILAR RAYMUNDO | \$0.00 | \$0.00 | \$0.00 | \$0.00 | \$0.00 | \$0.00 |
| A | 2112-1-000762 | DC SA DE CV | \$0.00 | \$0.00 | \$0.00 | \$0.00 | \$0.00 | \$0.00 |
| A | 2112-1-000763 | AUTOBUSES PRIMERA CLASE MEXICO ZACATEPEC | \$0.00 | \$0.00 | \$0.00 | \$0.00 | \$0.00 | \$0.00 |
| A | 2112-1-000764 | ARTMEX VIAJES, S.A. DE C.V. | \$0.00 | \$0.00 | \$0.00 | \$0.00 | \$0.00 | \$0.00 |
| A | 2112-1-000765 | IBERUHOTEL | \$0.00 | \$0.00 | \$0.00 | \$0.00 | \$0.00 | \$0.00 |
| A | 2112-1-000766 | ADAM MATTHEW PRICE GARCIA | \$0.00 | \$0.00 | \$0.00 | \$0.00 | \$0.00 | \$0.00 |
| A | 2112-1-000767 | CARLOS SANCHEZ PEREZ | \$0.00 | \$0.00 | \$0.00 | \$0.00 | \$0.00 | \$0.00 |
| A | 2112-1-000768 | GAS SOLIDO S.A. DE C.V. | \$0.00 | \$0.00 | \$0.00 | \$0.00 | \$0.00 | \$0.00 |
| A | 2112-1-000769 | VINILOS Y GRAFICOS DIGITALES S.A. DE C.V. | \$0.00 | \$0.00 | \$0.00 | \$0.00 | \$0.00 | \$0.00 |
| A | 2112-1-000770 | GASTRONOMICA LA AUTOPISTA SA DE CV | \$0.00 | \$0.00 | \$0.00 | \$0.00 | \$0.00 | \$0.00 |
| A | 2112-1-000771 | GASTROSUR SA DE CV | \$0.00 | \$0.00 | \$0.00 | \$0.00 | \$0.00 | \$0.00 |
| A | 2112-1-000772 | FERNANDEZ FERNANDEZ SARA | \$0.00 | \$0.00 | \$0.00 | \$0.00 | \$0.00 | \$0.00 |
| A | 2112-1-000773 | VERIFICACION VEHICULAR MOTOLINA SA DE CV | \$0.00 | \$0.00 | \$0.00 | \$0.00 | \$0.00 | \$0.00 |
| A | 2112-1-000774 | CONSULTEMI, S.C. | \$0.00 | \$0.00 | \$0.00 | \$0.00 | \$0.00 | \$0.00 |
| A | 2112-1-000775 | SERVICIOS TURISTICOS DEL PLAYON DE HORNOS DE VERACRUZ, VER. | \$0.00 | \$0.00 | \$0.00 | \$0.00 | \$0.00 | \$0.00 |
| A | 2112-1-000776 | CONCESIONARIA AUTOPISTA PEROTE-XALAPA | \$0.00 | \$0.00 | \$0.00 | \$0.00 | \$0.00 | \$0.00 |
| A | 2112-1-000777 | AUTOPISTA ARCO NORTE SA DE CV | \$0.00 | \$0.00 | \$0.00 | \$0.00 | \$0.00 | \$0.00 |
| A | 2112-1-000778 | GOBIERNO DEL ESTADO DE VERACRUZ | \$0.00 | \$0.00 | \$0.00 | \$0.00 | \$0.00 | \$0.00 |
| A | 2112-1-000779 | CONCESIONES Y PROMOCIONES MALIBRAN SA DE CV | \$0.00 | \$0.00 | \$0.00 | \$0.00 | \$0.00 | \$0.00 |
| A | 2112-1-000780 | LIDIA ZAMBRANO CERVANTES | \$0.00 | \$0.00 | \$0.00 | \$0.00 | \$0.00 | \$0.00 |
| A | 2112-1-000781 | GRUPO AUTOPISTAS NACIONALES SA | \$0.00 | \$0.00 | \$0.00 | \$0.00 | \$0.00 | \$0.00 |
| A | 2112-1-000782 | SERVICIOS HOTELEROS CALZADA SAPI DE CV | \$0.00 | \$0.00 | \$0.00 | \$0.00 | \$0.00 | \$0.00 |



Universidad Tecnológica de Huejotzingo

ESTADO DE PUEBLA

Balanza de Comprobación del 01/jul./2018 al 31/jul./2018

Cuentas de Mayor con saldo y/o movimientos. (De la cuenta: 1000 a la 6000)

Usr: ASOTO
Rep: rptBalanzaComprobacion

Fecha y hora de Impresión: 08/ago./2018 10:05 a. m.

| Nat. | Cuenta | Nombre de la cuenta | SALDO ANTERIOR | | MOVIMIENTOS | | SALDO ACTUAL | |
|------|---------------|--|----------------|----------|-------------|-------------|--------------|----------|
| | | | DEUDOR | ACREEDOR | DEUDOR | ACREEDOR | DEUDOR | ACREEDOR |
| A | 2112-1-000783 | HOTELES REAL PLAZA SA DE CV | \$0.00 | \$0.00 | \$0.00 | \$0.00 | \$0.00 | \$0.00 |
| A | 2112-1-000784 | ARIANA MARGOT CAMACHO OLMO | \$0.00 | \$0.00 | \$0.00 | \$0.00 | \$0.00 | \$0.00 |
| A | 2112-1-000785 | GRUPO PROVEEDOR GASTRONOMIA S DE RL DE CV | \$0.00 | \$0.00 | \$0.00 | \$0.00 | \$0.00 | \$0.00 |
| A | 2112-1-000786 | ADMINISTRADORA DE HOTELES GRT SA DE CV | \$0.00 | \$0.00 | \$0.00 | \$0.00 | \$0.00 | \$0.00 |
| A | 2112-1-000787 | GRUPO ORENSANO SA DE CV | \$0.00 | \$0.00 | \$0.00 | \$0.00 | \$0.00 | \$0.00 |
| A | 2112-1-000789 | CORPORATIVO NEONOS S.A. DE C.V. | \$0.00 | \$0.00 | \$0.00 | \$0.00 | \$0.00 | \$0.00 |
| A | 2112-1-000790 | DESTINOS GOURMET VIP S DE RL DE CV | \$0.00 | \$0.00 | \$0.00 | \$0.00 | \$0.00 | \$0.00 |
| A | 2112-1-000791 | DAKOTA URBANIZACIONES S DE RL DE CV | \$0.00 | \$0.00 | \$1,438.40 | \$1,438.40 | \$0.00 | \$0.00 |
| A | 2112-1-000792 | PRINTEA IMPRESOS S. DE R.L. DE C.V. | \$0.00 | \$0.00 | \$0.00 | \$0.00 | \$0.00 | \$0.00 |
| A | 2112-1-000793 | ASPEL DE MEXICO SA DE CV | \$0.00 | \$0.00 | \$0.00 | \$0.00 | \$0.00 | \$0.00 |
| A | 2112-1-000794 | EDER OSCAR CASTILLO SUATEGUI | \$0.00 | \$0.00 | \$0.00 | \$0.00 | \$0.00 | \$0.00 |
| A | 2112-1-000795 | VERONICA LETICIA TOSTADO COELLO | \$0.00 | \$0.00 | \$0.00 | \$0.00 | \$0.00 | \$0.00 |
| A | 2112-1-000796 | LA VACA TAPATIA SA DE CV | \$0.00 | \$0.00 | \$0.00 | \$0.00 | \$0.00 | \$0.00 |
| A | 2112-1-000797 | BRENDA SULEMA RIVAS RODRIGUEZ | \$0.00 | \$0.00 | \$0.00 | \$0.00 | \$0.00 | \$0.00 |
| A | 2112-1-000798 | RUFASA SA DE CV | \$0.00 | \$0.00 | \$0.00 | \$0.00 | \$0.00 | \$0.00 |
| A | 2112-1-000799 | OPERADORA LAS TORRES SA DE CV | \$0.00 | \$0.00 | \$0.00 | \$0.00 | \$0.00 | \$0.00 |
| A | 2112-1-000800 | OPERADORA SSM SAPI DE CV | \$0.00 | \$0.00 | \$0.00 | \$0.00 | \$0.00 | \$0.00 |
| A | 2112-1-000801 | INDUSTRIA GASTRONOMICA SANTA TERESITA SA DE CV | \$0.00 | \$0.00 | \$0.00 | \$0.00 | \$0.00 | \$0.00 |
| A | 2112-1-000802 | ALEXIS VILLAGRAN VILLAGRANA | \$0.00 | \$0.00 | \$0.00 | \$0.00 | \$0.00 | \$0.00 |
| A | 2112-1-000803 | UNIVERSIDAD TECNOLÓGICA BILINGÜE INTERNACIONAL Y SUSTENTABLE DE PUEBLA | \$0.00 | \$0.00 | \$0.00 | \$0.00 | \$0.00 | \$0.00 |
| A | 2112-1-000804 | CONSTRUCTORA E INMOBILIARIA ALCONT, S.A. DE C.V. | \$0.00 | \$0.00 | \$0.00 | \$0.00 | \$0.00 | \$0.00 |
| A | 2112-1-000805 | MARIE ASTRID TAME MACIAS | \$0.00 | \$0.00 | \$0.00 | \$0.00 | \$0.00 | \$0.00 |
| A | 2112-1-000806 | NAZARIO MORALES CANTE | \$0.00 | \$0.00 | \$0.00 | \$0.00 | \$0.00 | \$0.00 |
| A | 2112-1-000807 | GASTRONOMICA CHOLULA S.A. DE C.V. | \$0.00 | \$0.00 | \$0.00 | \$0.00 | \$0.00 | \$0.00 |
| A | 2112-1-000809 | JOSE LUIS CASTRO SILVA | \$0.00 | \$0.00 | \$0.00 | \$0.00 | \$0.00 | \$0.00 |
| A | 2112-1-000810 | XERTP S.A. DE C.V. | \$0.00 | \$0.00 | \$0.00 | \$0.00 | \$0.00 | \$0.00 |
| A | 2112-1-000811 | REFACCIONARIA CALIFORNIA | \$0.00 | \$0.00 | \$0.00 | \$0.00 | \$0.00 | \$0.00 |
| A | 2112-1-000812 | ARMANDO FLORES HERNANDEZ | \$0.00 | \$0.00 | \$0.00 | \$0.00 | \$0.00 | \$0.00 |
| A | 2112-1-000815 | PDHTECH SA DE CV | \$0.00 | \$0.00 | \$0.00 | \$0.00 | \$0.00 | \$0.00 |
| A | 2112-1-000816 | COMDEPROSE S.A. DE C.V. | \$0.00 | \$0.00 | \$0.00 | \$0.00 | \$0.00 | \$0.00 |
| A | 2112-1-000817 | LEÓN ENRIQUE GOMEZ ALONSO | \$0.00 | \$0.00 | \$0.00 | \$0.00 | \$0.00 | \$0.00 |
| A | 2112-1-000818 | CONSULTORIA Y ESTRATEGIAS DE NEGOCIOS MSJ S.A. DE C.V. | \$0.00 | \$0.00 | \$0.00 | \$0.00 | \$0.00 | \$0.00 |
| A | 2112-1-000819 | ZITRO SOLAP SA DE CV | \$0.00 | \$0.00 | \$0.00 | \$0.00 | \$0.00 | \$0.00 |
| A | 2112-1-000820 | SERVICIOS CENTRALES DE COBRANZA HOTELERA SA DE CV | \$0.00 | \$0.00 | \$0.00 | \$0.00 | \$0.00 | \$0.00 |
| A | 2112-1-000822 | ERICK RAUL GUZMAN SOTARRIBA | \$0.00 | \$0.00 | \$0.00 | \$0.00 | \$0.00 | \$0.00 |
| A | 2112-1-000823 | BERNAL MALDONADO Y CIA CONTADORES PUBLICOS S.C. | \$0.00 | \$0.00 | \$28,744.43 | \$28,744.43 | \$0.00 | \$0.00 |
| A | 2112-1-000825 | PROYECTISTAS DESARROLLADORES Y URBANISTAS AREZZO S.A. DE C.V. | \$0.00 | \$0.00 | \$0.00 | \$0.00 | \$0.00 | \$0.00 |
| A | 2112-1-000826 | MARIA DOLORES DE JESUS HUERTA | \$0.00 | \$0.00 | \$0.00 | \$0.00 | \$0.00 | \$0.00 |
| A | 2112-1-000827 | JESUS ESLAVA GONZALEZ | \$0.00 | \$0.00 | \$1,250.42 | \$1,250.42 | \$0.00 | \$0.00 |
| A | 2112-1-000828 | UNIVERSIDAD POLITECNICA DE FRANCISCO I. MADERO | \$0.00 | \$0.00 | \$0.00 | \$0.00 | \$0.00 | \$0.00 |
| A | 2112-1-000829 | ESTACION DE SERVICIO SAN JERONIMO S.A. DE C.V. | \$0.00 | \$0.00 | \$0.00 | \$0.00 | \$0.00 | \$0.00 |
| A | 2112-1-000830 | TURISTICA RAFAGA SA DE CV | \$0.00 | \$0.00 | \$0.00 | \$0.00 | \$0.00 | \$0.00 |
| A | 2112-1-000831 | C Y C FRONTERIZA SA DE CV | \$0.00 | \$0.00 | \$0.00 | \$0.00 | \$0.00 | \$0.00 |
| A | 2112-1-000832 | CORPORATIVO PADEM SA DE CV | \$0.00 | \$0.00 | \$0.00 | \$0.00 | \$0.00 | \$0.00 |
| A | 2112-1-000833 | ALIMENTOS Y BEBIDAS ROCCO SA DE CV | \$0.00 | \$0.00 | \$0.00 | \$0.00 | \$0.00 | \$0.00 |



Universidad Tecnológica de Huejotzingo

ESTADO DE PUEBLA

Balanza de Comprobación del 01/jul./2018 al 31/jul./2018

Cuentas de Mayor con saldo y/o movimientos. (De la cuenta: 1000 a la 6000)

Usr: ASOTO
Rep: rptBalanzaComprobacion

Fecha y hora de Impresión | 08/ago./2018
10:05 a. m.

| Nat. | Cuenta | Nombre de la cuenta | SALDO ANTERIOR | | MOVIMIENTOS | | SALDO ACTUAL | |
|------|---------------|---|----------------|--------------|-------------|-------------|--------------|--------------|
| | | | DEUDOR | ACREEDOR | DEUDOR | ACREEDOR | DEUDOR | ACREEDOR |
| A | 2112-1-000834 | ROBERTO LOPEZ RICO | \$0.00 | \$0.00 | \$0.00 | \$0.00 | \$0.00 | \$0.00 |
| A | 2112-1-000837 | GERARDO JIMÉNEZ LEÓN | \$0.00 | \$0.00 | \$0.00 | \$0.00 | \$0.00 | \$0.00 |
| A | 2112-1-000838 | SERVITUR CORSIS DE RL DE CV | \$0.00 | \$0.00 | \$0.00 | \$0.00 | \$0.00 | \$0.00 |
| A | 2112-1-000839 | ANGELINA CONTRERAS CARAZO | \$0.00 | \$0.00 | \$0.00 | \$0.00 | \$0.00 | \$0.00 |
| A | 2112-1-000840 | ULISES LUIS SAN JUAN ALBARRAN | \$0.00 | \$0.00 | \$0.00 | \$0.00 | \$0.00 | \$0.00 |
| A | 2112-1-000841 | AUTOTRANSPORTES VALLE DEL MEZQUITAL SA DE CV | \$0.00 | \$0.00 | \$34.00 | \$34.00 | \$0.00 | \$0.00 |
| A | 2112-1-000843 | UNIVERSIDAD POPULAR AUTONOMA DEL ESTADO DE PUEBLAAC | \$0.00 | \$0.00 | \$0.00 | \$0.00 | \$0.00 | \$0.00 |
| A | 2112-1-000845 | HOTEL FLAMINGOS PLAZA SA DE CV | \$0.00 | \$0.00 | \$0.00 | \$0.00 | \$0.00 | \$0.00 |
| A | 2112-1-000846 | POTZOLCALLI CENTRO SA DE CV | \$0.00 | \$0.00 | \$0.00 | \$0.00 | \$0.00 | \$0.00 |
| A | 2112-1-000847 | EXPERTOS COMENSALES DE MEXICO S.A. DE C.V. | \$0.00 | \$0.00 | \$0.00 | \$0.00 | \$0.00 | \$0.00 |
| A | 2112-1-000848 | MIRIAM JIMÉNEZ ZABALA | \$0.00 | \$0.00 | \$0.00 | \$0.00 | \$0.00 | \$0.00 |
| A | 2112-1-000849 | COMUNIDAD UNIVERSITARIA DEL GOLFO CENTRO AC | \$0.00 | \$0.00 | \$0.00 | \$0.00 | \$0.00 | \$0.00 |
| A | 2112-1-000850 | CARLOS GARCIA LUCERO | \$0.00 | \$0.00 | \$0.00 | \$0.00 | \$0.00 | \$0.00 |
| A | 2112-1-000851 | KAREN WALDO SANCHEZ | \$0.00 | \$0.00 | \$0.00 | \$0.00 | \$0.00 | \$0.00 |
| A | 2112-1-000853 | HIDALGO VIGUERAS CONSULTORES, S.A. DE C.V. | \$0.00 | \$139,258.00 | \$0.00 | \$0.00 | \$0.00 | \$139,258.00 |
| A | 2112-1-000854 | GRUPO OPERADORA 5Q, SA DE CV | \$0.00 | \$0.00 | \$0.00 | \$0.00 | \$0.00 | \$0.00 |
| A | 2112-1-000855 | DULCE RODRIGUEZ ROMERO | \$0.00 | \$0.00 | \$0.00 | \$0.00 | \$0.00 | \$0.00 |
| A | 2112-1-000856 | RODOLFO AGUSTIN RIOS MAGALLANES | \$0.00 | \$0.00 | \$0.00 | \$0.00 | \$0.00 | \$0.00 |
| A | 2112-1-000857 | BERTHA ORTIZ CORONEL | \$0.00 | \$0.00 | \$0.00 | \$0.00 | \$0.00 | \$0.00 |
| A | 2112-1-000858 | GRUPO FRIDERAS SA DE CV | \$0.00 | \$0.00 | \$0.00 | \$0.00 | \$0.00 | \$0.00 |
| A | 2112-1-000859 | OPERADORA PRISSA SA DE CV | \$0.00 | \$0.00 | \$0.00 | \$0.00 | \$0.00 | \$0.00 |
| A | 2112-1-000860 | TRANSPORTACION TERRESTRE NUEVA IMAGEN | \$0.00 | \$0.00 | \$0.00 | \$0.00 | \$0.00 | \$0.00 |
| A | 2112-1-000861 | CECILIA HERRERA ROMO | \$0.00 | \$0.00 | \$0.00 | \$0.00 | \$0.00 | \$0.00 |
| A | 2112-1-000862 | JAIME ARROYO SALVADOR ALEJANDRO | \$0.00 | \$0.00 | \$0.00 | \$0.00 | \$0.00 | \$0.00 |
| A | 2112-1-000864 | SERGIO CEBADA LOPEZ | \$0.00 | \$0.00 | \$521.26 | \$521.26 | \$0.00 | \$521.26 |
| A | 2112-1-000865 | TANIA ITZEL NIETO MIRANDA | \$0.00 | \$0.00 | \$288.00 | \$288.00 | \$0.00 | \$288.00 |
| A | 2112-1-000866 | DEUTSCHE BANK MEXICO, S.A. IBM DIV FIDUCIARIA | \$0.00 | \$0.00 | \$1,448.84 | \$1,448.84 | \$0.00 | \$1,448.84 |
| A | 2112-1-000867 | AFRICAM SAFARI SA DE CV | \$0.00 | \$0.00 | \$29,937.60 | \$29,937.60 | \$0.00 | \$29,937.60 |
| A | 2112-1-000868 | LOURDES LUCIA ROMERO ALVA | \$0.00 | \$0.00 | \$10,000.00 | \$10,000.00 | \$0.00 | \$10,000.00 |
| A | 2112-1-000871 | OPERADORA ALAMEDA PARK SA DE CV | \$0.00 | \$0.00 | \$14,079.51 | \$14,079.51 | \$0.00 | \$14,079.51 |
| A | 2112-1-000872 | JOEL SALDANA ARCINIEGA | \$0.00 | \$0.00 | \$140.31 | \$140.31 | \$0.00 | \$140.31 |
| A | 2112-1-000873 | GASTRONOMICA PASEO DE LA REPUBLICA SA DE CV | \$0.00 | \$0.00 | \$562.38 | \$562.38 | \$0.00 | \$562.38 |
| A | 2112-1-000877 | GRUPO PAPELERO GUTIERREZ SA DE CV | \$0.00 | \$0.00 | \$844.06 | \$844.06 | \$0.00 | \$844.06 |
| A | 2112-1-000878 | JUAN CARLOS ZAVALA GONZALEZ | \$0.00 | \$0.00 | \$4,945.00 | \$4,945.00 | \$0.00 | \$4,945.00 |
| A | 2112-1-000879 | MATERIAS PRIMAS Y BOLSAS DEL SUR DE PUEBLA VIC PAC SA DE CV | \$0.00 | \$0.00 | \$437.07 | \$437.07 | \$0.00 | \$437.07 |
| A | 2112-1-000880 | GRUPO PARISINAS SA DE CV | \$0.00 | \$0.00 | \$99.98 | \$99.98 | \$0.00 | \$99.98 |
| A | 2112-1-000881 | INSTITUTO POBLANO DE CAPACITACION PARA CONDUCTORES SA DE CV | \$0.00 | \$0.00 | \$3,162.00 | \$3,162.00 | \$0.00 | \$3,162.00 |
| A | 2112-1-000882 | ARMANDO SIERRA DIAZ | \$0.00 | \$0.00 | \$1,377.00 | \$1,377.00 | \$0.00 | \$1,377.00 |
| A | 2112-1-000883 | GABRIEL CARRIOLA JIMENEZ | \$0.00 | \$0.00 | \$0.00 | \$0.00 | \$0.00 | \$0.00 |
| A | 2112-1-000884 | MOTEL EL REFUGIO SA DE CV | \$0.00 | \$0.00 | \$1,034.00 | \$1,034.00 | \$0.00 | \$1,034.00 |
| A | 2112-1-000885 | OPERADORA MEXICO, SERVICIOS Y RESTAURANTES S A P I DE CV | \$0.00 | \$0.00 | \$480.99 | \$480.99 | \$0.00 | \$480.99 |
| A | 2112-1-000886 | ALEJANDRO VILLEGAS ESTRADA | \$0.00 | \$0.00 | \$73.00 | \$73.00 | \$0.00 | \$73.00 |
| A | 2112-1-2211 | Productos alimenticios para personas | \$0.00 | \$0.00 | \$0.00 | \$0.00 | \$0.00 | \$0.00 |
| A | 2112-1-2221 | Productos alimenticios para animales | \$0.00 | \$0.00 | \$0.00 | \$0.00 | \$0.00 | \$0.00 |
| | | | | | | | | \$278,516.00 |
| | | | | | | | | \$13,925.80 |
| | | | | | | | | \$480.99 |
| | | | | | | | | \$73.00 |
| | | | | | | | | \$0.00 |
| | | | | | | | | \$0.00 |



Universidad Tecnológica de Huejotzingo

ESTADO DE PUEBLA

Balanza de Comprobación del 01/jul./2018 al 31/jul./2018

Cuentas de Mayor con saldo y/o movimientos. (De la cuenta: 1000 a la 6000)

Usu: ASOTO
Rep: rptBalanzaComprobacion

Fecha y hora de Impresión: 08/ago./2018
10:05 a. m.

| Nat. | Cuenta | Nombre de la cuenta | SALDO ANTERIOR | | MOVIMIENTOS | | SALDO ACTUAL | |
|------|---------------|---|----------------|--------------|----------------|----------------|--------------|--------------|
| | | | DEUDOR | ACREEDOR | DEUDOR | ACREEDOR | DEUDOR | ACREEDOR |
| A | 2112-1-3151 | Telefonía celular | \$0.00 | \$0.00 | \$0.00 | \$0.00 | \$0.00 | \$0.00 |
| A | 2112-1-3181 | Servicios postales y telegráficos | \$0.00 | \$0.00 | \$0.00 | \$0.00 | \$0.00 | \$0.00 |
| A | 2112-1-3471 | Fletes y maniobras | \$0.00 | \$0.00 | \$0.00 | \$0.00 | \$0.00 | \$0.00 |
| A | 2112-1-3721 | Pasajes terrestres Nacionales | \$0.00 | \$0.00 | \$0.00 | \$0.00 | \$0.00 | \$0.00 |
| A | 2112-1-3751 | Viáticos en el país | \$0.00 | \$0.00 | \$0.00 | \$0.00 | \$0.00 | \$0.00 |
| A | 2112-1-3791 | Otros servicios de traslado y hospedaje | \$0.00 | \$0.00 | \$0.00 | \$0.00 | \$0.00 | \$0.00 |
| A | 2112-1-3821 | Gastos de orden social y cultural | \$0.00 | \$0.00 | \$0.00 | \$0.00 | \$0.00 | \$0.00 |
| A | 2112-1-3921 | Impuestos y derechos | \$0.00 | \$0.00 | \$0.00 | \$0.00 | \$0.00 | \$0.00 |
| A | 2112-1-3991 | Otros servicios generales | \$0.00 | \$0.00 | \$39,150.00 | \$39,150.00 | \$0.00 | \$0.00 |
| A | 2112-2 | Otros servicios generales | \$0.00 | \$0.00 | \$40,000.00 | \$75,960.00 | \$0.00 | \$35,960.00 |
| | | Deudas por Adquisición de Bienes Inmuebles, Muebles e Intangibles por Pagar a Cp | | | | | | |
| A | 2112-2-000123 | CRISELDA VAZQUEZ CRUZ | \$0.00 | \$0.00 | \$0.00 | \$0.00 | \$0.00 | \$0.00 |
| A | 2112-2-000344 | COMPUTADORAS Y PORTATILES MARKZ, S.A. DE C.V. | \$0.00 | \$0.00 | \$0.00 | \$0.00 | \$0.00 | \$0.00 |
| A | 2112-2-000684 | REBON DISTRIBUCIÓN, S.A. DE C.V. | \$0.00 | \$0.00 | \$0.00 | \$0.00 | \$0.00 | \$0.00 |
| A | 2112-2-000753 | IKASI, S.A. DE C.V. | \$0.00 | \$0.00 | \$0.00 | \$0.00 | \$0.00 | \$0.00 |
| A | 2112-2-000875 | JORGE ALBERTO VELÁZQUEZ GARCÍA | \$0.00 | \$0.00 | \$40,000.00 | \$40,000.00 | \$0.00 | \$0.00 |
| A | 2112-2-000883 | GABRIEL CARRIOLA JIMENEZ | \$0.00 | \$0.00 | \$0.00 | \$35,960.00 | \$0.00 | \$35,960.00 |
| A | 2115 | TRANSFERENCIAS OTORGADAS POR PAGAR A CORTO PLAZO | \$0.00 | \$0.00 | \$1,035.00 | \$1,035.00 | \$0.00 | \$0.00 |
| A | 2115-4151 | Transferencias internas otorgadas a entidades paraestatales no empresariales y no financieras | \$0.00 | \$0.00 | \$0.00 | \$0.00 | \$0.00 | \$0.00 |
| A | 2115-4411 | Ayudas sociales a personas | \$0.00 | \$0.00 | \$1,035.00 | \$1,035.00 | \$0.00 | \$0.00 |
| A | 2115-4441 | Transferencias Otorgadas por Pagar a Corto Plazo | \$0.00 | \$0.00 | \$0.00 | \$0.00 | \$0.00 | \$0.00 |
| A | 2117 | RETENCIONES Y CONTRIBUCIONES POR PAGAR A CORTO PLAZO | \$0.00 | \$891,098.81 | \$1,340,011.10 | \$1,312,825.19 | \$0.00 | \$863,912.90 |
| A | 2117-1 | IMPUESTOS POR PAGAR | \$0.00 | \$689,757.95 | \$1,107,187.16 | \$1,073,829.03 | \$0.00 | \$656,399.82 |
| A | 2117-1-0001 | ISR RETENIDO POR SALARIOS | \$0.00 | \$610,955.42 | \$610,955.00 | \$607,186.43 | \$0.00 | \$607,186.85 |
| A | 2117-1-0002 | ISR RETENIDO POR HONORARIOS | \$0.00 | \$0.24 | \$0.00 | \$4,336.52 | \$0.00 | \$4,336.76 |
| A | 2117-1-0003 | ISSSTEP RETENIDO | \$0.00 | \$0.01 | \$408,280.10 | \$408,280.10 | \$0.00 | \$0.01 |
| A | 2117-1-0004 | IMSS RETENIDO | \$0.00 | \$8,693.44 | \$13,248.74 | \$12,664.34 | \$0.00 | \$8,109.04 |
| A | 2117-1-0005 | INFONAVIT RETENIDO | \$0.00 | \$70,108.84 | \$74,703.32 | \$37,761.64 | \$0.00 | \$33,167.16 |
| A | 2117-1-0006 | IVA RETENIDO POR HONORARIOS | \$0.00 | \$0.00 | \$0.00 | \$3,600.00 | \$0.00 | \$3,600.00 |
| A | 2117-2 | OTRAS RETENCIONES POR PAGAR | \$0.00 | \$55,262.84 | \$86,745.94 | \$92,363.16 | \$0.00 | \$60,880.06 |
| A | 2117-2-0001 | ISSSTEP PRESTAMOS | \$0.00 | \$0.00 | \$31,544.57 | \$31,544.57 | \$0.00 | \$0.00 |
| A | 2117-2-0002 | FONACOT | \$0.00 | \$55,201.37 | \$55,201.37 | \$58,829.41 | \$0.00 | \$58,829.41 |
| A | 2117-2-0003 | SECRETARIA DE FINANZAS 5 AL MILLAR | \$0.00 | \$61.47 | \$0.00 | \$1,989.18 | \$0.00 | \$2,050.65 |
| A | 2117-5 | Impuestos sobre n?mina y otros que se derivan de una relaci?n laboral por Pagar a Corto Plazo | \$0.00 | \$146,078.02 | \$146,078.00 | \$146,633.00 | \$0.00 | \$146,633.02 |
| A | 2117-5-3981 | Impuesto sobre nóminas y otros que se derivan de una relación laboral | \$0.00 | \$146,078.02 | \$146,078.00 | \$146,633.00 | \$0.00 | \$146,633.02 |
| A | 2119 | OTRAS CUENTAS POR PAGAR A CORTO PLAZO | \$0.00 | \$0.00 | \$231,634.66 | \$231,634.66 | \$0.00 | \$0.00 |
| A | 2119-1 | ACREEDORES DIVERSOS | \$0.00 | \$0.00 | \$231,634.66 | \$231,634.66 | \$0.00 | \$0.00 |
| A | 2119-1-002 | MARIA DE LA LUZ AMADO ORTIZ | \$0.00 | \$0.00 | \$5,678.66 | \$5,678.66 | \$0.00 | \$0.00 |
| A | 2119-1-004 | ELIZABETH FLORES JUAREZ | \$0.00 | \$0.00 | \$16,863.04 | \$16,863.04 | \$0.00 | \$0.00 |
| A | 2119-1-005 | YACUNAH DULCE RODRIGUEZ PERALTA | \$0.00 | \$0.00 | \$2,677.24 | \$2,677.24 | \$0.00 | \$0.00 |
| A | 2119-1-006 | KARINA PEREZ GASCA | \$0.00 | \$0.00 | \$4,685.16 | \$4,685.16 | \$0.00 | \$0.00 |
| A | 2119-1-007 | ROCIO DEL CARMEN HERNANDEZ LEON | \$0.00 | \$0.00 | \$5,354.50 | \$5,354.50 | \$0.00 | \$0.00 |
| A | 2119-1-008 | ANGELICA HURTADO VILLEGAS | \$0.00 | \$0.00 | \$2,231.88 | \$2,231.88 | \$0.00 | \$0.00 |
| A | 2119-1-009 | JEANNETTE OLIVA LEDESMA ARIZMENDI | \$0.00 | \$0.00 | \$0.00 | \$0.00 | \$0.00 | \$0.00 |



Universidad Tecnológica de Huejotzingo

ESTADO DE PUEBLA

Balanza de Comprobación del 01/jul./2018 al 31/jul./2018

Cuentas de Mayor con saldo y/o movimientos. (De la cuenta: 1000 a la 6000)

Fecha y hora de Impresión: 08/ago./2018 10:05 a. m.

Usr: ASOTO
Rep: rptBalanzaComprobacion

| Nat. | Cuenta | Nombre de la cuenta | SALDO ANTERIOR | | MOVIMIENTOS | | SALDO ACTUAL | |
|------|------------|--|----------------|------------------|-------------|-------------|--------------|------------------|
| | | | DEUDOR | ACREEDOR | DEUDOR | ACREEDOR | DEUDOR | ACREEDOR |
| A | 2119-1-010 | ENRIQUE GARCIA LOPEZ | \$0.00 | \$0.00 | \$0.00 | \$0.00 | \$0.00 | \$0.00 |
| A | 2119-1-011 | MARIA DE LOS ANGELES LIDIA HERRERA GOMEZ | \$0.00 | \$0.00 | \$8,503.60 | \$8,503.60 | \$0.00 | \$0.00 |
| A | 2119-1-013 | MARIA EUGENIA MARURY LORENZO | \$0.00 | \$0.00 | \$0.00 | \$0.00 | \$0.00 | \$0.00 |
| A | 2119-1-014 | JOSE ALBERTO TAPIA CRUZ | \$0.00 | \$0.00 | \$8,027.02 | \$8,027.02 | \$0.00 | \$0.00 |
| A | 2119-1-015 | MARIA ALICIA MORENO ROJAS | \$0.00 | \$0.00 | \$0.00 | \$0.00 | \$0.00 | \$0.00 |
| A | 2119-1-016 | CARLOS ALBERTO MORAN GOMEZ | \$0.00 | \$0.00 | \$17,832.36 | \$17,832.36 | \$0.00 | \$0.00 |
| A | 2119-1-017 | ERIKA MALDONADO HERNANDEZ | \$0.00 | \$0.00 | \$3,957.96 | \$3,957.96 | \$0.00 | \$0.00 |
| A | 2119-1-028 | JOSE LUIS HERNANDEZ MIENCHACA | \$0.00 | \$0.00 | \$12,468.62 | \$12,468.62 | \$0.00 | \$0.00 |
| A | 2119-1-033 | PATRICIA MIJANGOS ARROYO | \$0.00 | \$0.00 | \$0.00 | \$0.00 | \$0.00 | \$0.00 |
| A | 2119-1-034 | RICARDO CARPINTERO ABASCAL | \$0.00 | \$0.00 | \$0.00 | \$0.00 | \$0.00 | \$0.00 |
| A | 2119-1-037 | JOSE ABRAHAM AGUAYO CANO | \$0.00 | \$0.00 | \$0.00 | \$0.00 | \$0.00 | \$0.00 |
| A | 2119-1-038 | CARLOS ALBERTO RAMIREZ RAMIREZ | \$0.00 | \$0.00 | \$0.00 | \$0.00 | \$0.00 | \$0.00 |
| A | 2119-1-052 | JOSE OSCAR VAZQUEZ ESPINOSA | \$0.00 | \$0.00 | \$8,910.24 | \$8,910.24 | \$0.00 | \$0.00 |
| A | 2119-1-053 | LILIANA FERREIRA MORALES | \$0.00 | \$0.00 | \$5,656.36 | \$5,656.36 | \$0.00 | \$0.00 |
| A | 2119-1-054 | EDGAR JESUS SALOMON ESCORZA | \$0.00 | \$0.00 | \$0.00 | \$0.00 | \$0.00 | \$0.00 |
| A | 2119-1-055 | MIRIAN RODRIGUEZ CRUZ | \$0.00 | \$0.00 | \$4,245.14 | \$4,245.14 | \$0.00 | \$0.00 |
| A | 2119-1-056 | LISSET ROJAS HERRERA | \$0.00 | \$0.00 | \$0.00 | \$0.00 | \$0.00 | \$0.00 |
| A | 2119-1-057 | ENRIQUE MARTINEZ MUÑOZ | \$0.00 | \$0.00 | \$24,753.16 | \$24,753.16 | \$0.00 | \$0.00 |
| A | 2119-1-058 | MARIA GABRIELA ALTAMIRANO POPOCA | \$0.00 | \$0.00 | \$6,797.02 | \$6,797.02 | \$0.00 | \$0.00 |
| A | 2119-1-060 | MARCO ARTURO SISKI QUIROS | \$0.00 | \$0.00 | \$5,768.02 | \$5,768.02 | \$0.00 | \$0.00 |
| A | 2119-1-061 | TERESA VAZQUEZ MEJIA | \$0.00 | \$0.00 | \$0.00 | \$0.00 | \$0.00 | \$0.00 |
| A | 2119-1-062 | LUDMILA FLORES HERNANDEZ | \$0.00 | \$0.00 | \$0.00 | \$0.00 | \$0.00 | \$0.00 |
| A | 2119-1-063 | IVAN JIMENEZ ARREOLA | \$0.00 | \$0.00 | \$18,431.34 | \$18,431.34 | \$0.00 | \$0.00 |
| A | 2119-1-064 | ELSA GABRIELA PERAL RESCALVO | \$0.00 | \$0.00 | \$0.00 | \$0.00 | \$0.00 | \$0.00 |
| A | 2119-1-065 | SAUL HERNANDEZ JUAREZ | \$0.00 | \$0.00 | \$0.00 | \$0.00 | \$0.00 | \$0.00 |
| A | 2119-1-066 | SANDRA ARELI PEREA HERNANDEZ | \$0.00 | \$0.00 | \$0.00 | \$0.00 | \$0.00 | \$0.00 |
| A | 2119-1-067 | SHERRY SUE ZEPEDA ROBLES | \$0.00 | \$0.00 | \$0.00 | \$0.00 | \$0.00 | \$0.00 |
| A | 2119-1-068 | ARISBETH LORENCES PEDROTTI | \$0.00 | \$0.00 | \$0.00 | \$0.00 | \$0.00 | \$0.00 |
| A | 2119-1-069 | JOSE DE JESUS AGUILAR CARRASCO | \$0.00 | \$0.00 | \$28,393.30 | \$28,393.30 | \$0.00 | \$0.00 |
| A | 2119-1-070 | VIRIDIANA DANIELA CERZO MORALES | \$0.00 | \$0.00 | \$8,078.60 | \$8,078.60 | \$0.00 | \$0.00 |
| A | 2119-1-071 | FRANCISCO LENIN PORTAL SANCHEZ | \$0.00 | \$0.00 | \$0.00 | \$0.00 | \$0.00 | \$0.00 |
| A | 2119-1-072 | ELIZABETH ROJAS ROJAS | \$0.00 | \$0.00 | \$0.00 | \$0.00 | \$0.00 | \$0.00 |
| A | 2119-1-073 | JORGE ANTONIO SALINAS MENDOZA | \$0.00 | \$0.00 | \$0.00 | \$0.00 | \$0.00 | \$0.00 |
| A | 2119-1-074 | LUIS EDUARDO SAVAL LIHAUT | \$0.00 | \$0.00 | \$0.00 | \$0.00 | \$0.00 | \$0.00 |
| A | 2119-1-075 | ELENA LIRA PEREZ | \$0.00 | \$0.00 | \$0.00 | \$0.00 | \$0.00 | \$0.00 |
| A | 2119-1-076 | KAREN RAQUEL SOTO MONTAÑO | \$0.00 | \$0.00 | \$0.00 | \$0.00 | \$0.00 | \$0.00 |
| A | 2119-1-077 | INGRID JULIANA JIMENEZ MEJIA | \$0.00 | \$0.00 | \$0.00 | \$0.00 | \$0.00 | \$0.00 |
| A | 2119-1-078 | MARCO ANTONIO HERNANDEZ PEREZ | \$0.00 | \$0.00 | \$0.00 | \$0.00 | \$0.00 | \$0.00 |
| A | 2119-1-079 | LUIS ANGEL AGUILAR CARRASCO | \$0.00 | \$0.00 | \$0.00 | \$0.00 | \$0.00 | \$0.00 |
| A | 2119-1-080 | YESENIA PEREZ REYES | \$0.00 | \$0.00 | \$14,196.65 | \$14,196.65 | \$0.00 | \$14,196.65 |
| A | 2119-1-082 | HECTOR RODRIGUEZ OLVERA | \$0.00 | \$0.00 | \$0.00 | \$0.00 | \$0.00 | \$0.00 |
| A | 2119-1-083 | PATRICIA GUADALUPE SALINAS SOSA | \$0.00 | \$0.00 | \$6,967.08 | \$6,967.08 | \$0.00 | \$0.00 |
| A | 2119-1-084 | MARIBEL ABURTO QUEVEDO | \$0.00 | \$0.00 | \$5,351.32 | \$5,351.32 | \$0.00 | \$0.00 |
| A | 2119-1-085 | ALICIA PAEZ AMARO | \$0.00 | \$0.00 | \$1,758.50 | \$1,758.50 | \$0.00 | \$0.00 |
| A | 2119-1-086 | CAROLINA MORENO LIMON | \$0.00 | \$0.00 | \$11,007.99 | \$11,007.99 | \$0.00 | \$0.00 |
| A | 2119-1-087 | CAROLINA GRISEL VELEZ CORONA | \$0.00 | \$0.00 | \$7,236.55 | \$7,236.55 | \$0.00 | \$0.00 |
| A | 3000 | HACIENDA PÚBLICA/ PATRIMONIO | \$0.00 | \$242,070,578.87 | \$0.00 | \$0.00 | \$0.00 | \$242,070,578.87 |
| A | 3200 | HACIENDA PÚBLICA/ PATRIMONIO GENERADO | \$0.00 | \$242,070,578.87 | \$0.00 | \$0.00 | \$0.00 | \$242,070,578.87 |



Universidad Tecnológica de Huejotzingo

ESTADO DE PUEBLA

Balanza de Comprobación del 01/jul./2018 al 31/jul./2018

Cuentas de Mayor con saldo y/o movimientos. (De la cuenta: 1000 a la 6000)

Usu: ASOTO
Rep: rptBalanzaComprobacion

Fecha y hora de Impresión: 08/ago./2018 10:05 a. m.

| Nat. | Cuenta | Nombre de la cuenta | SALDO ANTERIOR | | MOVIMIENTOS | | SALDO ACTUAL | |
|------|------------|---|----------------|------------------|-------------|----------|--------------|------------------|
| | | | DEUDOR | ACREEDOR | DEUDOR | ACREEDOR | DEUDOR | ACREEDOR |
| A | 3210 | RESULTADOS DEL EJERCICIO (AHORRO/ DESAHORRO) | \$0.00 | \$0.00 | \$0.00 | \$0.00 | \$0.00 | \$0.00 |
| A | 3210-2017 | Resultado del Ejercicio Actual 2017 | \$0.00 | \$0.00 | \$0.00 | \$0.00 | \$0.00 | \$0.00 |
| A | 3220 | RESULTADOS DE EJERCICIOS ANTERIORES | \$0.00 | \$70,684,895.80 | \$0.00 | \$0.00 | \$0.00 | \$70,684,895.80 |
| A | 3220-0001 | RESULTADO DEL EJERCICIO 2005 | \$0.00 | \$8,975,133.96 | \$0.00 | \$0.00 | \$0.00 | \$8,975,133.96 |
| A | 3220-0002 | RESULTADO DEL EJERCICIO 2006 | \$0.00 | -\$5,585,806.70 | \$0.00 | \$0.00 | \$0.00 | -\$5,585,806.70 |
| A | 3220-0003 | RESULTADO DEL EJERCICIO 2007 | \$0.00 | \$558,356.51 | \$0.00 | \$0.00 | \$0.00 | \$558,356.51 |
| A | 3220-0004 | RESULTADO DEL EJERCICIO 2008 | \$0.00 | \$5,007,500.65 | \$0.00 | \$0.00 | \$0.00 | \$5,007,500.65 |
| A | 3220-0005 | RESULTADO DEL EJERCICIO 2009 | \$0.00 | \$2,273,835.48 | \$0.00 | \$0.00 | \$0.00 | \$2,273,835.48 |
| A | 3220-0006 | RESULTADO DEL EJERCICIO 2010 | \$0.00 | \$5,309,100.56 | \$0.00 | \$0.00 | \$0.00 | \$5,309,100.56 |
| A | 3220-0007 | RESULTADO DEL EJERCICIO 2011 | \$0.00 | \$5,462,136.46 | \$0.00 | \$0.00 | \$0.00 | \$5,462,136.46 |
| A | 3220-0008 | RESULTADO DEL EJERCICIO 2012 | \$0.00 | -\$2,784,281.30 | \$0.00 | \$0.00 | \$0.00 | -\$2,784,281.30 |
| A | 3220-0009 | RESULTADO DEL EJERCICIO 2013 | \$0.00 | -\$1,082,580.20 | \$0.00 | \$0.00 | \$0.00 | -\$1,082,580.20 |
| A | 3220-0010 | RESULTADO DEL EJERCICIO 2014 | \$0.00 | \$55,202,280.00 | \$0.00 | \$0.00 | \$0.00 | \$55,202,280.00 |
| A | 3220-0011 | RESULTADO DEL EJERCICIO 2015 | \$0.00 | \$2,114,975.79 | \$0.00 | \$0.00 | \$0.00 | \$2,114,975.79 |
| A | 3220-0012 | RESULTADO DEL EJERCICIO 2016 | \$0.00 | -\$6,652,588.17 | \$0.00 | \$0.00 | \$0.00 | -\$6,652,588.17 |
| A | 3220-2017 | RESULTADO DE EJERCICIOS ANTERIORES 2017 | \$0.00 | \$1,886,832.76 | \$0.00 | \$0.00 | \$0.00 | \$1,886,832.76 |
| A | 3240 | RESERVAS | \$0.00 | \$171,385,683.07 | \$0.00 | \$0.00 | \$0.00 | \$171,385,683.07 |
| A | 3241 | RESERVAS DE PATRIMONIO | \$0.00 | \$171,385,683.07 | \$0.00 | \$0.00 | \$0.00 | \$171,385,683.07 |
| A | 3241-0001 | PATRIMONIO | \$0.00 | \$1,500,523.36 | \$0.00 | \$0.00 | \$0.00 | \$1,500,523.36 |
| A | 3241-0002 | EQUIPAMIENTO FAC FEDERAL 2013 | \$0.00 | \$730,597.00 | \$0.00 | \$0.00 | \$0.00 | \$730,597.00 |
| A | 3241-0003 | EQUIPAMIENTO 2000 | \$0.00 | \$1,635,444.72 | \$0.00 | \$0.00 | \$0.00 | \$1,635,444.72 |
| A | 3241-0004 | EQUIPAMIENTO CAPCEE | \$0.00 | \$2,523,288.00 | \$0.00 | \$0.00 | \$0.00 | \$2,523,288.00 |
| A | 3241-0005 | EQUIPAMIENTO ESTATAL | \$0.00 | \$26,614,348.96 | \$0.00 | \$0.00 | \$0.00 | \$26,614,348.96 |
| A | 3241-0006 | EQUIPAMIENTO UTH | \$0.00 | \$1,136,497.48 | \$0.00 | \$0.00 | \$0.00 | \$1,136,497.48 |
| A | 3241-0007 | FONDO DE CONTINGENCIA | \$0.00 | \$678,897.10 | \$0.00 | \$0.00 | \$0.00 | \$678,897.10 |
| A | 3241-0008 | EQUIPAMIENTO FEDERAL | \$0.00 | \$49,570,940.64 | \$0.00 | \$0.00 | \$0.00 | \$49,570,940.64 |
| A | 3241-0009 | EQUIPAMIENTO IP | \$0.00 | \$1,522,537.13 | \$0.00 | \$0.00 | \$0.00 | \$1,522,537.13 |
| A | 3241-0010 | EDIFICIOS E INTALA FED | \$0.00 | \$65,672,034.18 | \$0.00 | \$0.00 | \$0.00 | \$65,672,034.18 |
| A | 3241-0011 | terrenos | \$0.00 | \$19,800,574.50 | \$0.00 | \$0.00 | \$0.00 | \$19,800,574.50 |
| A | 4000 | INGRESOS Y OTROS BENEFICIOS | \$0.00 | \$50,919,941.21 | \$0.00 | \$0.00 | \$0.00 | \$50,919,941.21 |
| A | 4100 | INGRESOS DE GESTIÓN | \$0.00 | \$478,635.00 | \$0.00 | \$0.00 | \$0.00 | \$478,635.00 |
| A | 4170 | INGRESOS POR VENTA DE BIENES Y SERVICIOS | \$0.00 | \$478,635.00 | \$0.00 | \$0.00 | \$0.00 | \$478,635.00 |
| A | 4172 | INGRESOS POR VENTA DE BIENES Y SERVICIOS PRODUCIDOS EN ESTABLECIMIENTOS DEL GOBIERNO | \$0.00 | \$463,870.00 | \$0.00 | \$0.00 | \$0.00 | \$463,870.00 |
| A | 4172-2 | Ingresos por Venta de Servicios Producidos en Establecimientos del Gobierno | \$0.00 | \$463,870.00 | \$0.00 | \$0.00 | \$0.00 | \$463,870.00 |
| A | 4172-2-001 | SEGURO | \$0.00 | \$21,745.00 | \$0.00 | \$0.00 | \$0.00 | \$21,745.00 |
| A | 4172-2-002 | CREDENCIAL | \$0.00 | \$34,920.00 | \$0.00 | \$0.00 | \$0.00 | \$34,920.00 |
| A | 4172-2-004 | MULTAS DE BIBLIOTECA | \$0.00 | \$8,840.00 | \$0.00 | \$0.00 | \$0.00 | \$8,840.00 |
| A | 4172-2-005 | CURSOS DE CAPACITACIÓN | \$0.00 | \$398,365.00 | \$0.00 | \$0.00 | \$0.00 | \$398,365.00 |
| A | 4173 | INGRESOS POR VENTA DE BIENES Y SERVICIOS DE ORGANISMOS DESCENTRALIZADOS | \$0.00 | \$14,765.00 | \$0.00 | \$0.00 | \$0.00 | \$14,765.00 |
| A | 4173-1 | Ingresos por Venta de Bienes de Organismos Descentralizados | \$0.00 | \$14,765.00 | \$0.00 | \$0.00 | \$0.00 | \$14,765.00 |
| A | 4173-1-004 | SOUVENIR | \$0.00 | \$14,765.00 | \$0.00 | \$0.00 | \$0.00 | \$14,765.00 |
| A | 4200 | PARTICIPACIONES, APORTACIONES, TRANSFERENCIAS, ASIGNACIONES, SUBSIDIOS Y OTRAS AYUDAS | \$0.00 | \$50,441,306.21 | \$0.00 | \$0.00 | \$0.00 | \$50,441,306.21 |
| A | 4220 | TRANSFERENCIAS, ASIGNACIONES, SUBSIDIOS Y OTRAS AYUDAS | \$0.00 | \$50,441,306.21 | \$0.00 | \$0.00 | \$0.00 | \$50,441,306.21 |



Universidad Tecnológica de Huejotzingo

ESTADO DE PUEBLA

Balanza de Comprobación del 01/jul./2018 al 31/jul./2018

Cuentas de Mayor con saldo y/o movimientos. (De la cuenta: 1000 a la 6000)

Usu: ASOTO
Rep: rptBalanzaComprobacion

Fecha y hora de Impresión: 08/ago./2018
10:05 a. m.

| Nat. | Cuenta | Nombre de la cuenta | SALDO ANTERIOR | | MOVIMIENTOS | | SALDO ACTUAL | |
|------|-----------|--|-----------------|-----------------|----------------|----------------|-----------------|-----------------|
| | | | DEUDOR | ACREEDOR | DEUDOR | ACREEDOR | DEUDOR | ACREEDOR |
| A | 4221 | TRANSFERENCIAS INTERNAS Y ASIGNACIONES DEL SECTOR PÚBLICO | \$0.00 | \$2,925,731.44 | \$0.00 | \$923,457.98 | \$0.00 | \$3,849,189.42 |
| A | 4221-01 | CAPTACION DE DERECHOS | \$0.00 | \$2,925,731.44 | \$0.00 | \$841,457.98 | \$0.00 | \$3,767,189.42 |
| A | 4221-02 | ECONOMIAS DE CAPTACION DE DERECHOS | \$0.00 | \$0.00 | \$0.00 | \$82,000.00 | \$0.00 | \$82,000.00 |
| A | 4223 | SUBSIDIOS Y SUBVENCIONES | \$0.00 | \$47,515,574.77 | \$0.00 | \$7,100,957.00 | \$0.00 | \$54,616,531.77 |
| A | 4223-001 | SUBSIDIO FEDERAL | \$0.00 | \$21,651,882.00 | \$0.00 | \$3,608,647.00 | \$0.00 | \$25,260,529.00 |
| A | 4223-002 | SUBSIDIO ESTATAL | \$0.00 | \$25,863,692.77 | \$0.00 | \$3,492,310.00 | \$0.00 | \$29,356,002.77 |
| D | 5000 | GASTOS Y OTRAS PÉRDIDAS | \$48,952,369.40 | \$0.00 | \$8,146,290.07 | \$0.00 | \$57,098,659.47 | \$0.00 |
| D | 5100 | GASTOS DE FUNCIONAMIENTO | \$48,437,643.26 | \$0.00 | \$8,145,255.07 | \$0.00 | \$56,582,898.33 | \$0.00 |
| D | 5110 | SERVICIOS PERSONALES | \$38,045,622.74 | \$0.00 | \$5,804,061.13 | \$0.00 | \$43,849,683.87 | \$0.00 |
| D | 5111 | REMUNERACIONES AL PERSONAL DE CARÁCTER PERMANENTE | \$16,673,395.34 | \$0.00 | \$2,717,102.10 | \$0.00 | \$19,390,497.44 | \$0.00 |
| D | 5111-1132 | Sueldo Base al Personal de Confianza | \$16,673,395.34 | \$0.00 | \$2,717,102.10 | \$0.00 | \$19,390,497.44 | \$0.00 |
| D | 5112 | REMUNERACIONES AL PERSONAL DE CARÁCTER TRANSITORIO | \$10,914,430.09 | \$0.00 | \$1,779,591.34 | \$0.00 | \$12,694,021.43 | \$0.00 |
| D | 5112-1221 | Sueldos base al personal eventual | \$10,914,430.09 | \$0.00 | \$1,779,591.34 | \$0.00 | \$12,694,021.43 | \$0.00 |
| D | 5113 | REMUNERACIONES ADICIONALES Y ESPECIALES | \$1,525,971.61 | \$0.00 | \$43,127.62 | \$0.00 | \$1,569,099.23 | \$0.00 |
| D | 5113-1321 | Primas de vacaciones y Dominical | \$1,399,951.31 | \$0.00 | \$3,472.60 | \$0.00 | \$1,403,423.91 | \$0.00 |
| D | 5113-1322 | Gratificación de fin de año | \$126,020.30 | \$0.00 | \$39,655.02 | \$0.00 | \$165,675.32 | \$0.00 |
| D | 5114 | SEGURIDAD SOCIAL | \$6,786,655.55 | \$0.00 | \$916,288.03 | \$0.00 | \$7,702,943.58 | \$0.00 |
| D | 5114-1411 | Aportaciones de seguridad social | \$6,281,208.44 | \$0.00 | \$916,288.03 | \$0.00 | \$7,197,496.47 | \$0.00 |
| D | 5114-1431 | Aportaciones al sistema para el retiro | \$505,447.11 | \$0.00 | \$0.00 | \$0.00 | \$505,447.11 | \$0.00 |
| D | 5115 | OTRAS PRESTACIONES SOCIALES Y ECONÓMICAS | \$2,145,170.15 | \$0.00 | \$347,952.04 | \$0.00 | \$2,493,122.19 | \$0.00 |
| D | 5115-1531 | Prestaciones contractuales | \$3,565.03 | \$0.00 | \$0.00 | \$0.00 | \$3,565.03 | \$0.00 |
| D | 5115-1541 | MATERIALES Y SUMINISTROS | \$2,141,605.12 | \$0.00 | \$347,952.04 | \$0.00 | \$2,489,557.16 | \$0.00 |
| D | 5120 | MATERIALES DE ADMINISTRACIÓN, EMISIÓN DE DOCUMENTOS Y ARTÍCULOS OFICIALES | \$1,712,670.97 | \$0.00 | \$228,222.43 | \$0.00 | \$1,940,893.40 | \$0.00 |
| D | 5121 | Materiales, útiles y equipos menores de oficina | \$726,802.37 | \$0.00 | \$29,169.43 | \$0.00 | \$755,971.80 | \$0.00 |
| D | 5121-2111 | Materiales, útiles y equipos menores de oficina | \$225,354.00 | \$0.00 | \$844.06 | \$0.00 | \$226,198.06 | \$0.00 |
| D | 5121-2121 | Materiales y útiles de impresión y reproducción | \$53,651.26 | \$0.00 | \$0.00 | \$0.00 | \$53,651.26 | \$0.00 |
| D | 5121-2141 | Materiales, útiles y equipos menores de tecnologías de la información y comunicaciones | \$156,292.22 | \$0.00 | \$24,128.00 | \$0.00 | \$179,420.22 | \$0.00 |
| D | 5121-2161 | Material de limpieza | \$31,241.29 | \$0.00 | \$4,197.37 | \$0.00 | \$35,438.66 | \$0.00 |
| D | 5121-2171 | Materiales y útiles de enseñanza | \$239,270.00 | \$0.00 | \$0.00 | \$0.00 | \$239,270.00 | \$0.00 |
| D | 5121-2181 | Materiales para el registro e identificación de bienes y personas | \$21,993.60 | \$0.00 | \$0.00 | \$0.00 | \$21,993.60 | \$0.00 |
| D | 5122 | ALIMENTOS Y UTENSILIOS | \$84,008.92 | \$0.00 | \$9,734.23 | \$0.00 | \$93,743.15 | \$0.00 |
| D | 5122-2211 | Productos alimenticios para personas | \$62,271.53 | \$0.00 | \$8,802.15 | \$0.00 | \$71,073.68 | \$0.00 |
| D | 5122-2221 | Productos alimenticios para mascotas | \$2,046.00 | \$0.00 | \$0.00 | \$0.00 | \$2,046.00 | \$0.00 |
| D | 5122-2231 | Utensilios para el servicio de alimentación | \$19,691.39 | \$0.00 | \$932.08 | \$0.00 | \$20,623.47 | \$0.00 |
| D | 5124 | MATERIALES Y ARTÍCULOS DE CONSTRUCCIÓN Y DE REPARACIÓN | \$137,216.14 | \$0.00 | \$11,628.55 | \$0.00 | \$148,844.69 | \$0.00 |
| D | 5124-2431 | Cal, yeso y productos de yeso | \$0.00 | \$0.00 | \$617.70 | \$0.00 | \$617.70 | \$0.00 |
| D | 5124-2441 | Madera y productos de madera | \$2,903.48 | \$0.00 | \$0.00 | \$0.00 | \$2,903.48 | \$0.00 |
| D | 5124-2451 | Vidrio y productos de vidrio | \$2,427.88 | \$0.00 | \$0.00 | \$0.00 | \$2,427.88 | \$0.00 |
| D | 5124-2461 | Material eléctrico y electrónico | \$123,049.36 | \$0.00 | \$5,296.56 | \$0.00 | \$128,345.92 | \$0.00 |
| D | 5124-2471 | Artículos metálicos para la construcción | \$1,276.82 | \$0.00 | \$3,340.06 | \$0.00 | \$4,616.88 | \$0.00 |
| D | 5124-2481 | Otros materiales y artículos de construcción y reparación | \$7,558.60 | \$0.00 | \$2,374.23 | \$0.00 | \$9,932.83 | \$0.00 |
| D | 5125 | PRODUCTOS QUÍMICOS, FARMACÉUTICOS Y DE LABORATORIO | \$52,983.13 | \$0.00 | \$321.08 | \$0.00 | \$53,304.21 | \$0.00 |



Universidad Tecnológica de Huejotzingo ESTADO DE PUEBLA

Balanza de Comprobación del 01/jul./2018 al 31/jul./2018

Cuentas de Mayor con saldo y/o movimientos. (De la cuenta: 1000 a la 6000)

Usr: ASOTO
Rep: rptBalanzaComprobacion

Fecha y 08/ago./2018
hora de Impresión 10:05 a. m.

| Nat. | Cuenta | Nombre de la cuenta | SALDO ANTERIOR | | MOVIMIENTOS | | SALDO ACTUAL | |
|------|-----------|---|----------------|----------|----------------|----------|-----------------|----------|
| | | | DEUDOR | ACREEDOR | DEUDOR | ACREEDOR | DEUDOR | ACREEDOR |
| D | 5125-2511 | Productos químicos básicos | \$17,303.72 | \$0.00 | \$0.00 | \$0.00 | \$17,303.72 | \$0.00 |
| D | 5125-2531 | Medicinas y productos farmacéuticos | \$24,025.24 | \$0.00 | \$0.00 | \$0.00 | \$24,025.24 | \$0.00 |
| D | 5125-2541 | Materiales, accesorios y suministros médicos | \$2,684.51 | \$0.00 | \$0.00 | \$0.00 | \$2,684.51 | \$0.00 |
| D | 5125-2561 | Fibras sintéticas, hules, plásticos y derivados | \$7,239.65 | \$0.00 | \$321.08 | \$0.00 | \$7,560.73 | \$0.00 |
| D | 5125-2591 | Otros productos químicos | \$1,730.01 | \$0.00 | \$0.00 | \$0.00 | \$1,730.01 | \$0.00 |
| D | 5126 | COMBUSTIBLES, LUBRICANTES Y ADITIVOS | \$397,688.99 | \$0.00 | \$51,199.47 | \$0.00 | \$448,888.46 | \$0.00 |
| D | 5126-2611 | Combustibles | \$394,168.75 | \$0.00 | \$51,199.47 | \$0.00 | \$445,368.22 | \$0.00 |
| D | 5126-2612 | Lubricantes y Aditivos | \$3,520.24 | \$0.00 | \$0.00 | \$0.00 | \$3,520.24 | \$0.00 |
| D | 5127 | VESTUARIO, BLANCOS, PRENDAS DE PROTECCIÓN Y ARTICULOS DEPORTIVOS | \$20,069.01 | \$0.00 | \$0.00 | \$0.00 | \$20,069.01 | \$0.00 |
| D | 5127-2711 | Vestuario y uniformes | \$18,829.02 | \$0.00 | \$0.00 | \$0.00 | \$18,829.02 | \$0.00 |
| D | 5127-2731 | Artículos deportivos | \$1,239.99 | \$0.00 | \$0.00 | \$0.00 | \$1,239.99 | \$0.00 |
| D | 5129 | HERRAMIENTAS, REFACCIONES Y ACCESORIOS MENORES | \$293,902.41 | \$0.00 | \$126,169.67 | \$0.00 | \$420,072.08 | \$0.00 |
| D | 5129-2911 | Herramientas menores | \$10,997.00 | \$0.00 | \$2,359.69 | \$0.00 | \$13,356.69 | \$0.00 |
| D | 5129-2921 | Refacciones y accesorios menores de edificios | \$4,814.15 | \$0.00 | \$0.00 | \$0.00 | \$4,814.15 | \$0.00 |
| D | 5129-2931 | Refacciones y accesorios menores de mobiliario y equipo de administración, educacional y recreativo | \$2,311.72 | \$0.00 | \$0.00 | \$0.00 | \$2,311.72 | \$0.00 |
| D | 5129-2941 | Refacciones y accesorios menores de equipo de cómputo y tecnologías de la información | \$177,384.92 | \$0.00 | \$120,599.98 | \$0.00 | \$297,984.90 | \$0.00 |
| D | 5129-2961 | Refacciones y accesorios menores de equipo de transporte | \$86,208.34 | \$0.00 | \$3,210.00 | \$0.00 | \$89,418.34 | \$0.00 |
| D | 5129-2991 | Refacciones y accesorios menores otros bienes muebles | \$12,186.28 | \$0.00 | \$0.00 | \$0.00 | \$12,186.28 | \$0.00 |
| D | 5130 | SERVICIOS GENERALES | \$8,679,349.55 | \$0.00 | \$2,112,971.51 | \$0.00 | \$10,792,321.06 | \$0.00 |
| D | 5131 | SERVICIOS BÁSICOS | \$742,350.53 | \$0.00 | \$160,944.24 | \$0.00 | \$903,294.77 | \$0.00 |
| D | 5131-3111 | Energía eléctrica | \$370,780.00 | \$0.00 | \$95,497.00 | \$0.00 | \$466,277.00 | \$0.00 |
| D | 5131-3121 | Gas | \$8,300.00 | \$0.00 | \$5,697.24 | \$0.00 | \$13,997.24 | \$0.00 |
| D | 5131-3141 | Telefonía tradicional | \$62,459.02 | \$0.00 | \$0.00 | \$0.00 | \$62,459.02 | \$0.00 |
| D | 5131-3151 | Telefonía celular | \$824.00 | \$0.00 | \$0.00 | \$0.00 | \$824.00 | \$0.00 |
| D | 5131-3171 | Servicios de acceso de Internet, redes y procesamiento de información | \$297,500.00 | \$0.00 | \$59,500.00 | \$0.00 | \$357,000.00 | \$0.00 |
| D | 5131-3181 | Servicios postales y telegráficos | \$2,487.51 | \$0.00 | \$250.00 | \$0.00 | \$2,737.51 | \$0.00 |
| D | 5132 | SERVICIOS DE ARRENDAMIENTO | \$317,534.74 | \$0.00 | \$73,342.40 | \$0.00 | \$390,877.14 | \$0.00 |
| D | 5132-3221 | Arrendamiento de edificios | \$4,315.20 | \$0.00 | \$1,438.40 | \$0.00 | \$5,753.60 | \$0.00 |
| D | 5132-3231 | Arrendamiento de mobiliario y equipo de administración, educacional y recreativo | \$137,808.00 | \$0.00 | \$68,904.00 | \$0.00 | \$206,712.00 | \$0.00 |
| D | 5132-3251 | Arrendamiento de equipo de transporte | \$20,050.00 | \$0.00 | \$0.00 | \$0.00 | \$20,050.00 | \$0.00 |
| D | 5132-3271 | Arrendamiento de activos intangibles | \$54,300.02 | \$0.00 | \$3,000.00 | \$0.00 | \$57,300.02 | \$0.00 |
| D | 5132-3291 | Otros arrendamientos | \$101,061.52 | \$0.00 | \$0.00 | \$0.00 | \$101,061.52 | \$0.00 |
| D | 5133 | SERVICIOS PROFESIONALES, CIENTÍFICOS Y TÉCNICOS Y OTROS SERVICIOS | \$1,541,939.20 | \$0.00 | \$676,674.43 | \$0.00 | \$2,218,613.63 | \$0.00 |
| D | 5133-3311 | Servicios legales, de contabilidad, auditoría y relacionados | \$228,608.56 | \$0.00 | \$28,744.43 | \$0.00 | \$257,352.99 | \$0.00 |
| D | 5133-3321 | Servicios de diseño, arquitectura, ingeniería y actividades relacionadas | \$73,060.00 | \$0.00 | \$9,280.00 | \$0.00 | \$82,360.00 | \$0.00 |
| D | 5133-3341 | Servicios de capacitación | \$325,492.70 | \$0.00 | \$0.00 | \$0.00 | \$325,492.70 | \$0.00 |
| D | 5133-3361 | Servicios de apoyo administrativo, fotocopiado e impresión | \$76,299.94 | \$0.00 | \$432,216.00 | \$0.00 | \$508,515.94 | \$0.00 |
| D | 5133-3381 | Servicios de vigilancia | \$690,498.00 | \$0.00 | \$139,258.00 | \$0.00 | \$829,756.00 | \$0.00 |
| D | 5133-3391 | Servicios profesionales, científicos y técnicos integrales | \$147,960.00 | \$0.00 | \$67,176.00 | \$0.00 | \$215,136.00 | \$0.00 |
| D | 5134 | SERVICIOS FINANCIEROS, BANCARIOS Y COMERCIALES | \$168,397.89 | \$0.00 | \$104.40 | \$0.00 | \$168,502.29 | \$0.00 |
| D | 5134-3411 | Servicios financieros y bancarios | \$20,707.16 | \$0.00 | \$104.40 | \$0.00 | \$20,811.56 | \$0.00 |
| D | 5134-3451 | Seguro de bienes patrimoniales | \$130,058.73 | \$0.00 | \$0.00 | \$0.00 | \$130,058.73 | \$0.00 |



Universidad Tecnológica de Huejotzingo

ESTADO DE PUEBLA

Balanza de Comprobación del 01/jul./2018 al 31/jul./2018

Cuentas de Mayor con saldo y/o movimientos. (De la cuenta: 1000 a la 6000)

Fecha y hora de Impresión | 08/ago./2018 | 10:05 a. m.

USF-ASOTO
Rep: rptBalanzaComprobacion

| Nat. | Cuenta | Nombre de la cuenta | SALDO ANTERIOR | | MOVIMIENTOS | | SALDO ACTUAL | |
|--------------------|-----------|---|------------------|------------------|-----------------|-----------------|------------------|------------------|
| | | | DEUDOR | ACREEDOR | DEUDOR | ACREEDOR | DEUDOR | ACREEDOR |
| D | 5134-3471 | Fletes y maniobras | \$17,632.00 | \$0.00 | \$0.00 | \$0.00 | \$17,632.00 | \$0.00 |
| D | 5135 | SERVICIOS DE INSTALACIÓN, REPARACIÓN, MANTENIMIENTO Y CONSERVACIÓN | \$2,625,041.83 | \$0.00 | \$134,053.70 | \$0.00 | \$2,759,095.53 | \$0.00 |
| D | 5135-3511 | Conservación y mantenimiento menor de inmuebles | \$229,499.00 | \$0.00 | \$0.00 | \$0.00 | \$229,499.00 | \$0.00 |
| D | 5135-3521 | Instalación, reparación y mantenimiento de mobiliario y equipo de administración, educacional y recreativo | \$58,001.16 | \$0.00 | \$0.00 | \$0.00 | \$58,001.16 | \$0.00 |
| D | 5135-3531 | Instalación, reparación y mantenimiento de equipo de cómputo y tecnologías de la información | \$1,117,180.00 | \$0.00 | \$0.00 | \$0.00 | \$1,117,180.00 | \$0.00 |
| D | 5135-3551 | Reparación y mantenimiento de equipo de transporte | \$153,493.37 | \$0.00 | \$0.00 | \$0.00 | \$153,493.37 | \$0.00 |
| D | 5135-3571 | Instalación, reparación y mantenimiento de maquinaria, otros equipos y herramienta | \$9,860.00 | \$0.00 | \$0.00 | \$0.00 | \$9,860.00 | \$0.00 |
| D | 5135-3581 | Servicios de limpieza y manejo de desechos | \$672,632.80 | \$0.00 | \$134,053.70 | \$0.00 | \$806,686.50 | \$0.00 |
| D | 5135-3591 | Servicios de jardinería y fumigación | \$384,375.50 | \$0.00 | \$0.00 | \$0.00 | \$384,375.50 | \$0.00 |
| D | 5136 | SERVICIOS DE COMUNICACIÓN SOCIAL Y PUBLICIDAD | \$214,990.76 | \$0.00 | \$0.00 | \$0.00 | \$214,990.76 | \$0.00 |
| D | 5136-3621 | Difusión por radio, televisión y otros medios de mensajerías comerciales para promover la venta de bienes o servicios | \$214,990.76 | \$0.00 | \$0.00 | \$0.00 | \$214,990.76 | \$0.00 |
| D | 5137 | SERVICIOS DE TRASLADO Y VIATICOS | \$216,631.70 | \$0.00 | \$35,111.44 | \$0.00 | \$251,743.14 | \$0.00 |
| D | 5137-3711 | Pasajes Aéreos Nacionales | \$17,965.23 | \$0.00 | \$0.00 | \$0.00 | \$17,965.23 | \$0.00 |
| D | 5137-3712 | Pasajes Aéreos Internacionales | \$9,073.42 | \$0.00 | \$0.00 | \$0.00 | \$9,073.42 | \$0.00 |
| D | 5137-3721 | Pasajes terrestres Nacionales | \$16,130.40 | \$0.00 | \$7,639.42 | \$0.00 | \$23,769.82 | \$0.00 |
| D | 5137-3751 | Viáticos en el país | \$162,996.65 | \$0.00 | \$26,067.02 | \$0.00 | \$189,063.67 | \$0.00 |
| D | 5137-3791 | Otros servicios de traslado y hospedaje | \$10,466.00 | \$0.00 | \$1,405.00 | \$0.00 | \$11,871.00 | \$0.00 |
| D | 5138 | SERVICIOS OFICIALES | \$269,391.89 | \$0.00 | \$11,280.21 | \$0.00 | \$280,672.10 | \$0.00 |
| D | 5138-3811 | Gastos de ceremonial | \$14,063.15 | \$0.00 | \$910.77 | \$0.00 | \$14,973.92 | \$0.00 |
| D | 5138-3821 | Gastos de orden social y cultural | \$148,072.57 | \$0.00 | \$0.00 | \$0.00 | \$148,072.57 | \$0.00 |
| D | 5138-3831 | Congresos y convenciones | \$65,100.00 | \$0.00 | \$0.00 | \$0.00 | \$65,100.00 | \$0.00 |
| D | 5138-3851 | Gastos de representación | \$42,156.17 | \$0.00 | \$10,369.44 | \$0.00 | \$52,525.61 | \$0.00 |
| D | 5139 | OTROS SERVICIOS GENERALES | \$2,583,071.01 | \$0.00 | \$1,021,460.69 | \$0.00 | \$3,604,531.70 | \$0.00 |
| D | 5139-3921 | Impuestos y derechos | \$1,380,610.00 | \$0.00 | \$651,215.00 | \$0.00 | \$2,031,825.00 | \$0.00 |
| D | 5139-3981 | Impuesto sobre nóminas y otros que se derivan de una relación laboral | \$937,661.52 | \$0.00 | \$146,633.00 | \$0.00 | \$1,084,294.52 | \$0.00 |
| D | 5139-3991 | Otros servicios generales | \$264,799.49 | \$0.00 | \$223,612.69 | \$0.00 | \$488,412.18 | \$0.00 |
| D | 5200 | TRANSFERENCIAS, ASIGNACIONES, SUBSIDIOS Y OTRAS AYUDAS | \$514,726.14 | \$0.00 | \$1,035.00 | \$0.00 | \$515,761.14 | \$0.00 |
| D | 5210 | TRANSFERENCIAS INTERNAS Y ASIGNACIONES AL SECTOR PÚBLICO | \$10,202.46 | \$0.00 | \$0.00 | \$0.00 | \$10,202.46 | \$0.00 |
| D | 5212 | TRANSFERENCIAS INTERNAS AL SECTOR PÚBLICO | \$10,202.46 | \$0.00 | \$0.00 | \$0.00 | \$10,202.46 | \$0.00 |
| D | 5212-4151 | Transferencias internas otorgadas a entidades paraestatales no empresariales y no financieras | \$10,202.46 | \$0.00 | \$0.00 | \$0.00 | \$10,202.46 | \$0.00 |
| D | 5240 | AYUDAS SOCIALES | \$504,523.68 | \$0.00 | \$1,035.00 | \$0.00 | \$505,558.68 | \$0.00 |
| D | 5241 | AYUDAS SOCIALES A PERSONAS | \$670.00 | \$0.00 | \$1,035.00 | \$0.00 | \$1,705.00 | \$0.00 |
| D | 5241-4411 | Ayudas sociales a personas | \$670.00 | \$0.00 | \$1,035.00 | \$0.00 | \$1,705.00 | \$0.00 |
| D | 5243 | AYUDAS SOCIALES A INSTITUCIONES | \$503,853.68 | \$0.00 | \$0.00 | \$0.00 | \$503,853.68 | \$0.00 |
| D | 5243-4441 | Ayudas sociales a actividades científicas o académicas | \$503,853.68 | \$0.00 | \$0.00 | \$0.00 | \$503,853.68 | \$0.00 |
| Sumas => | | | \$305,891,192.78 | \$305,891,192.78 | \$36,130,853.53 | \$36,130,853.53 | \$313,708,030.59 | \$313,708,030.59 |



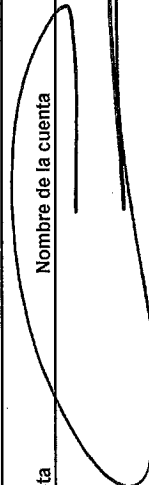


Universidad Tecnológica de Huejotzingo
ESTADO DE PUEBLA

Balanza de Comprobación del 01/jul./2018 al 31/jul./2018

Cuentas de Mayor con saldo y/o movimientos. (De la cuenta: 1000 a la 6000)

Usr: ASOTO
Rep: rptBalanzaComprobacion

Fecha y hora de Impresión | 08/ago./2018 | 10:05 a. m.

| Nat. | Cuenta | Nombre de la cuenta | SALDO ANTERIOR | | MOVIMIENTOS | | SALDO ACTUAL | |
|------|--------|---|----------------|----------|-------------|----------|--------------|----------|
| | | | DEUDOR | ACREEDOR | DEUDOR | ACREEDOR | DEUDOR | ACREEDOR |
| | |  | | | | | | |
| | | MTR. CARLOS ANTONIO ISLAS BAUTISTA | | | | | | |
| | | ENCARGADO DEL DESPACHO DE LA RECTORÍA | | | | | | |
| | |  | | | | | | |
| | | C.P. CARLOS ALBERTO MORAN GOMEZ | | | | | | |
| | | JEFE DE RECURSOS FINANCIEROS Y CONTABILIDAD | | | | | | |
| | |  | | | | | | |
| | | MTR. ENRIQUE MARTINEZ MUNOZ | | | | | | |
| | | SUBDIRECTOR DE SERVICIOS ADMINISTRATIVOS | | | | | | |